Mode	29	
	Harmonic	
	U-NII-3_5.725-5.85_802.11a_CH149_5745MHz	
ANT	5	
Pol.	Horizontal	Vertical
Peak Avg	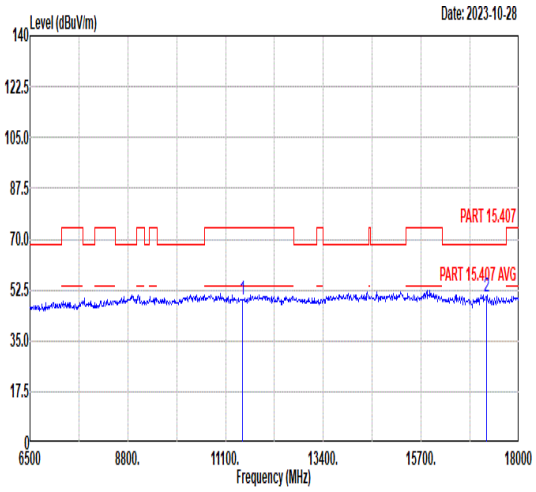 Freq Level Limit Line Margin Read Level Ant Factor Cable Loss Preamp Factor APos TPos Remark MHz dBuV/m dBuV/m dB dBuV dB/m dB dB cm deg 1 11490.00 49.31 74.00 -24.69 46.99 38.19 14.83 50.70 -- -- Peak 2 17235.00 50.29 68.30 -18.01 42.79 41.86 17.57 51.93 -- -- Peak	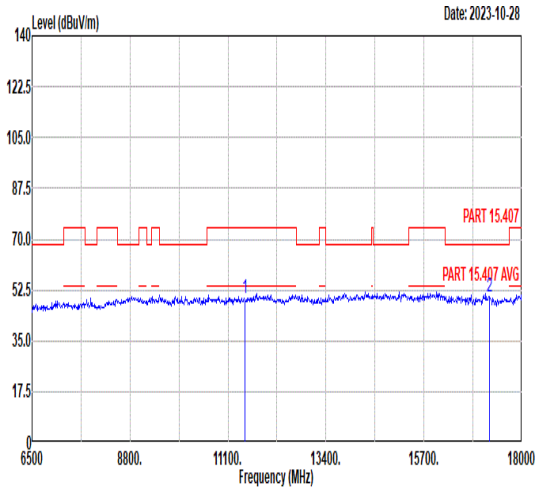 Freq Level Limit Line Margin Read Level Ant Factor Cable Loss Preamp Factor APos TPos Remark MHz dBuV/m dBuV/m dB dBuV dB/m dB dB cm deg 1 11490.00 49.84 74.00 -24.16 47.52 38.19 14.83 50.70 -- -- Peak 2 17235.00 50.11 68.30 -18.19 42.61 41.86 17.57 51.93 -- -- Peak

Mode	30	
	Harmonic	
	U-NII-3_5.725-5.85_802.11a_CH157_5785MHz	
ANT	5	
Pol.	Horizontal	Vertical
Peak Avg	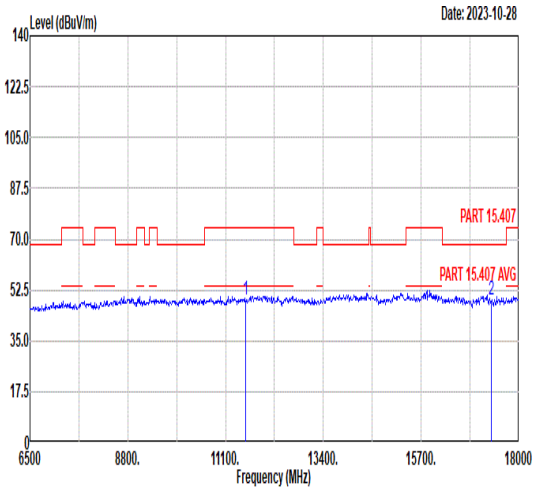 Freq Level Limit Line Margin Read Level Ant Factor Cable Loss Preamp Factor APos TPos Remark MHz dBuV/m dBuV/m dB dBuV dB/m dB dB cm deg 1 11570.00 48.88 74.00 -25.12 46.40 38.26 14.88 50.66 -- -- Peak 2 17355.00 49.04 68.30 -19.26 41.75 41.74 17.60 52.05 -- -- Peak	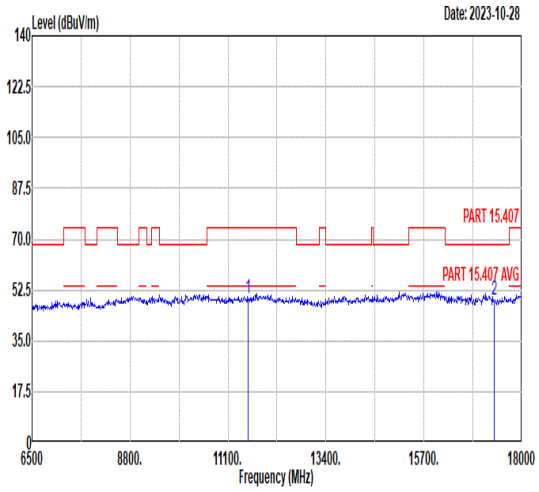 Freq Level Limit Line Margin Read Level Ant Factor Cable Loss Preamp Factor APos TPos Remark MHz dBuV/m dBuV/m dB dBuV dB/m dB dB cm deg 1 11570.00 49.59 74.00 -24.41 47.11 38.26 14.88 50.66 -- -- Peak 2 17355.00 48.98 68.30 -19.32 41.69 41.74 17.60 52.05 -- -- Peak

Mode	31	
	Harmonic	
	U-NII-3_5.725-5.85_802.11a_CH165_5825MHz	
ANT	5	
Pol.	Horizontal	Vertical
Peak Avg	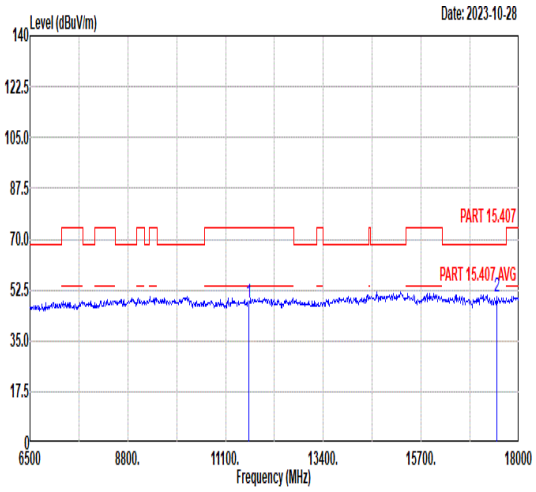 Freq Level Limit Line Margin Read Level Ant Factor Cable Loss Preamp Factor APos TPos Remark MHz dBuV/m dBuV/m dB dBuV dB/m dB dB cm deg 1 11650.00 48.25 74.00 -25.75 45.61 38.32 14.93 50.61 -- -- Peak 2 17475.00 50.33 68.30 -17.97 43.25 41.62 17.63 52.17 -- -- Peak	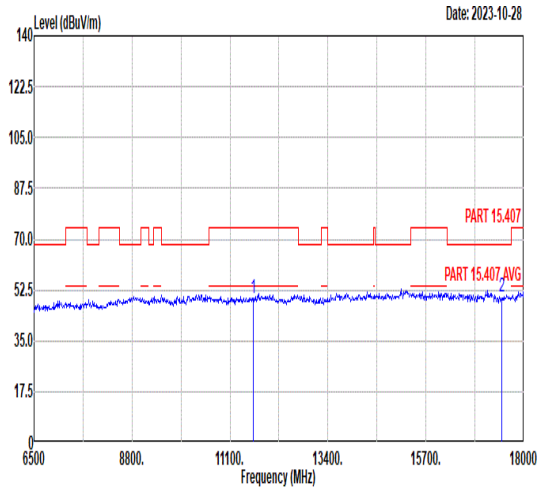 Freq Level Limit Line Margin Read Level Ant Factor Cable Loss Preamp Factor APos TPos Remark MHz dBuV/m dBuV/m dB dBuV dB/m dB dB cm deg 1 11650.00 49.63 74.00 -24.37 46.99 38.32 14.93 50.61 -- -- Peak 2 17475.00 50.35 68.30 -17.95 43.27 41.62 17.63 52.17 -- -- Peak

Mode	32	
	Band Edge	
	U-NII-3_5.725-5.85_802.11n HT20_CH149_5745MHz	
ANT	5	
Pol.	Horizontal	Fundamental
Peak	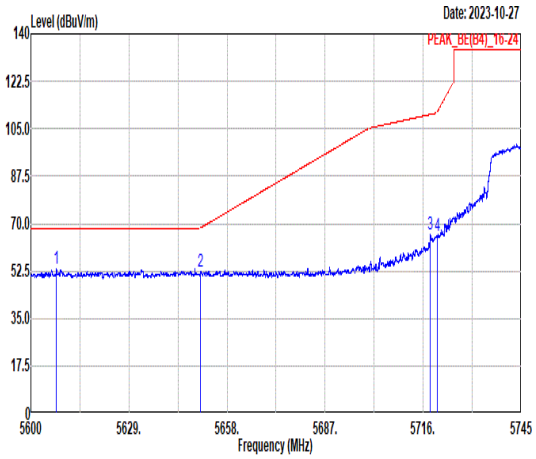 Freq Level Limit Line Margin (dB) Read Level Ant Factor Cable Loss Preamp Factor APos TPos Remark 1 5607.61 MHz 53.15 dBuV/m 68.30 -15.15 38.78 dBuV 34.95 dB/m 11.71 dB 32.29 dB 200 cm 76 deg PEAK 2 5650.24 52.10 68.48 -16.38 37.73 35.01 11.69 32.33 200 76 PEAK 3 5718.12 66.23 110.27 -44.04 51.84 35.11 11.66 32.38 200 76 PEAK 4 5720.15 65.70 111.14 -45.44 51.31 35.11 11.66 32.38 200 76 PEAK	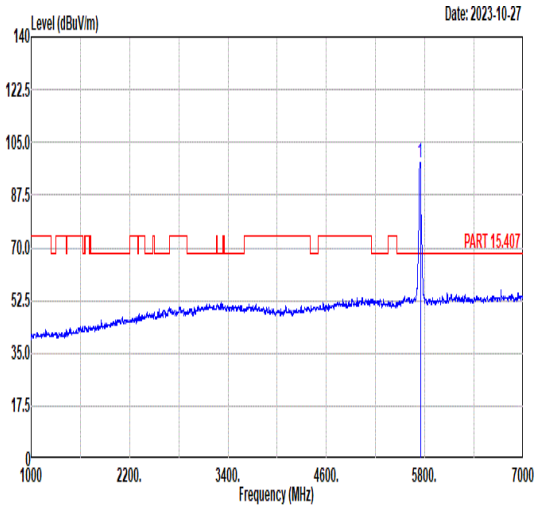 Freq Level Limit Line Margin (dB) Read Level Ant Factor Cable Loss Preamp Factor APos TPos Remark 1 5745.00 MHz 98.33 dBuV/m ------ ------ dBuV 83.95 dB/m 35.14 dB 11.64 dB 32.40 cm 200 deg 76 PEAK
Avg	Blank	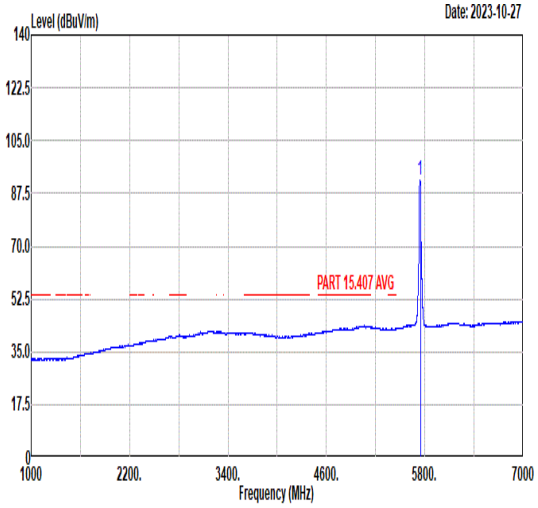 Freq Level Limit Line Margin (dB) Read Level Ant Factor Cable Loss Preamp Factor APos TPos Remark 1 5745.00 MHz 91.84 dBuV/m ------ ------ dBuV 77.46 dB/m 35.14 dB 11.64 dB 32.40 cm 200 deg 76 AVERAGE

Mode	32	
	Band Edge	
	U-NII-3_5.725-5.85_802.11n HT20_CH149_5745MHz	
ANT	5	
Pol.	Vertical	Fundamental
Peak	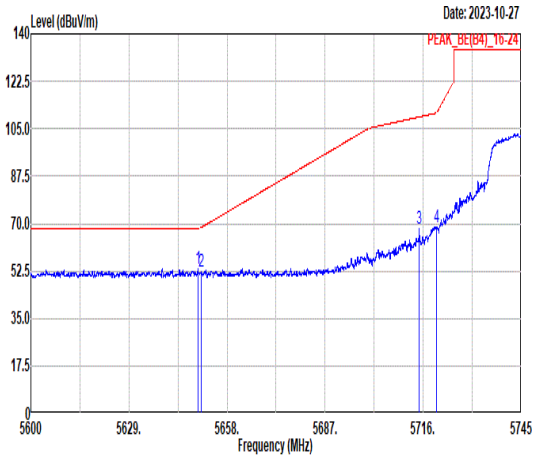 Freq Level Limit Line Margin (dB) Read Level Ant Factor Cable Loss Preamp Factor APos TPos Remark 1 5649.37 53.24 68.30 -15.06 38.87 35.01 11.69 32.33 256 51 PEAK 2 5650.40 52.34 68.60 -16.26 37.97 35.01 11.69 32.33 256 51 PEAK 3 5714.78 67.89 109.34 -41.45 53.51 35.10 11.66 32.38 256 51 PEAK 4 5720.00 68.72 110.80 -42.08 54.33 35.11 11.66 32.38 256 51 PEAK	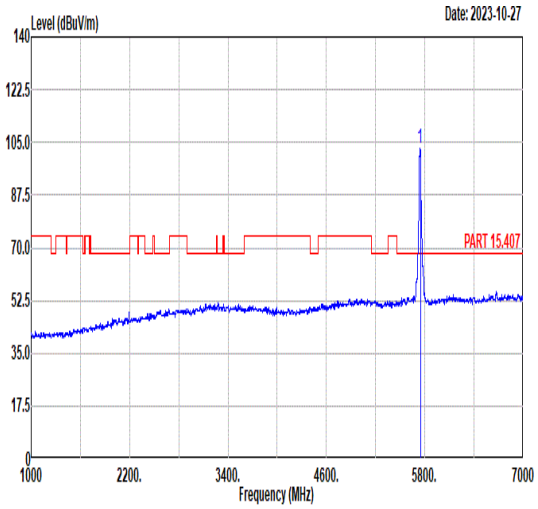 Freq Level Limit Line Margin (dB) Read Level Ant Factor Cable Loss Preamp Factor APos TPos Remark 1 5745.00 102.82 ------ ------ 88.44 35.14 11.64 32.40 256 51 PEAK
Avg	Blank	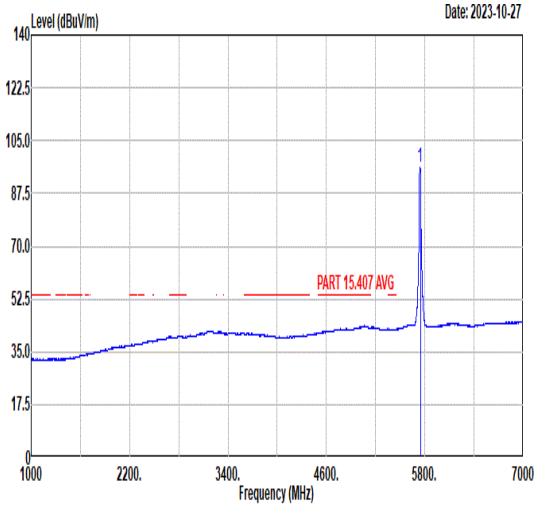 Freq Level Limit Line Margin (dB) Read Level Ant Factor Cable Loss Preamp Factor APos TPos Remark 1 5745.00 96.16 ------ ------ 81.78 35.14 11.64 32.40 256 51 AVERAGE

Mode	32	
	Harmonic	
	U-NII-3_5.725-5.85_802.11n HT20_CH149_5745MHz	
ANT	5	
Pol.	Horizontal	Vertical
Peak Avg	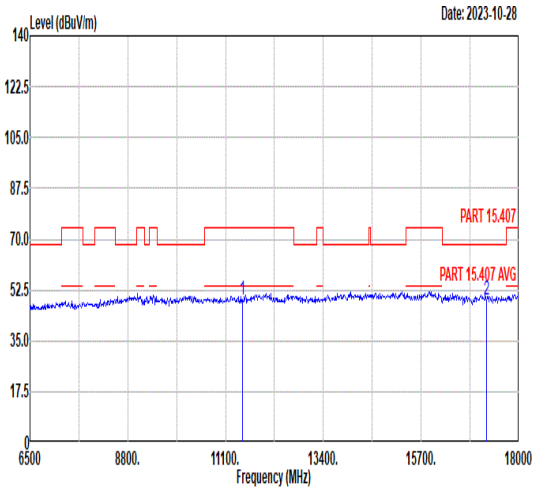 Freq Level Limit Line Margin Read Level Ant Factor Cable Loss Preamp Factor APos TPos Remark MHz dBuV/m dBuV/m dB dBuV dB/m dB dB cm deg 1 11490.00 49.21 74.00 -24.79 46.89 38.19 14.83 50.70 -- -- Peak 2 17235.00 49.35 68.30 -18.95 41.85 41.86 17.57 51.93 -- -- Peak	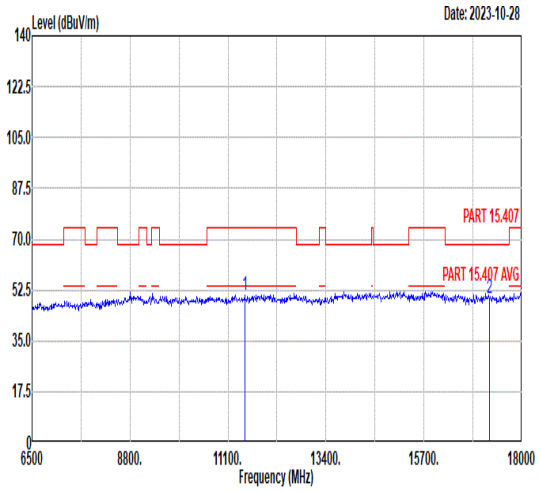 Freq Level Limit Line Margin Read Level Ant Factor Cable Loss Preamp Factor APos TPos Remark MHz dBuV/m dBuV/m dB dBuV dB/m dB dB cm deg 1 11490.00 50.76 74.00 -23.24 48.44 38.19 14.83 50.70 -- -- Peak 2 17235.00 49.78 68.30 -18.52 42.28 41.86 17.57 51.93 -- -- Peak

Mode	33	
	Harmonic	
	U-NII-3_5.725-5.85_802.11n HT20_CH157_5785MHz	
ANT	5	
Pol.	Horizontal	Vertical
Peak Avg	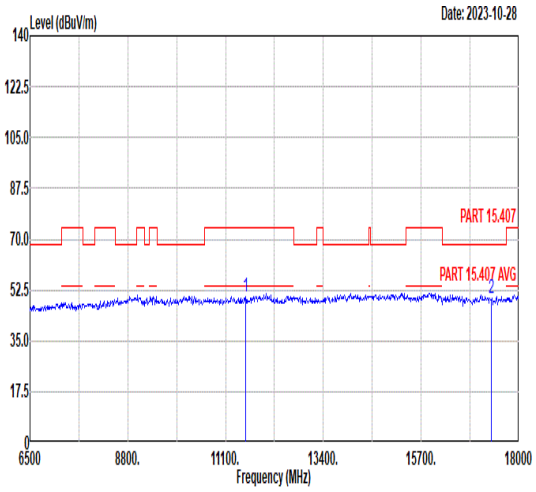 Freq Level Limit Line Margin Read Level Ant Factor Cable Loss Preamp Factor APos TPos Remark MHz dBuV/m dBuV/m dB dBuV dB/m dB dB cm deg 1 11570.00 50.21 74.00 -23.79 47.73 38.26 14.88 50.66 -- -- Peak 2 17355.00 49.70 68.30 -18.60 42.41 41.74 17.60 52.05 -- -- Peak	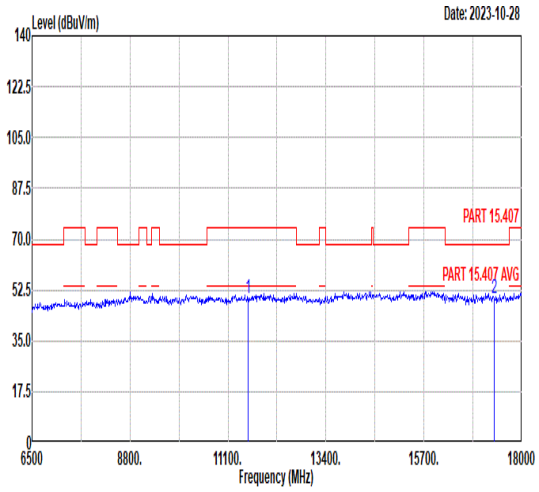 Freq Level Limit Line Margin Read Level Ant Factor Cable Loss Preamp Factor APos TPos Remark MHz dBuV/m dBuV/m dB dBuV dB/m dB dB cm deg 1 11570.00 49.53 74.00 -24.47 47.05 38.26 14.88 50.66 -- -- Peak 2 17355.00 49.65 68.30 -18.65 42.36 41.74 17.60 52.05 -- -- Peak

Mode	34	
	Band Edge	
	U-NII-3_5.725-5.85_802.11n HT20_CH165_5825MHz	
ANT	5	
Pol.	Horizontal	Fundamental
Peak	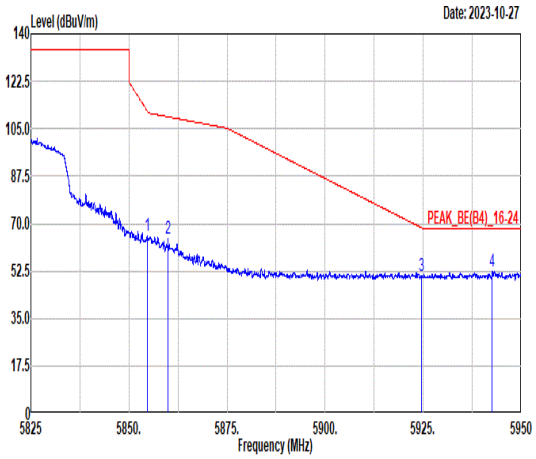 Freq Level Limit Line Margin (dB) Read Level Ant Factor Cable Loss Preamp Factor APos TPos Remark 1 5854.69 65.75 111.51 -45.76 51.42 35.30 11.52 32.49 231 121 PEAK 2 5859.94 64.64 109.42 -44.78 50.32 35.30 11.51 32.49 231 121 PEAK 3 5924.58 50.81 68.51 -17.70 36.56 35.39 11.40 32.54 231 121 PEAK 4 5942.58 52.41 68.30 -15.89 38.18 35.42 11.37 32.56 231 121 PEAK	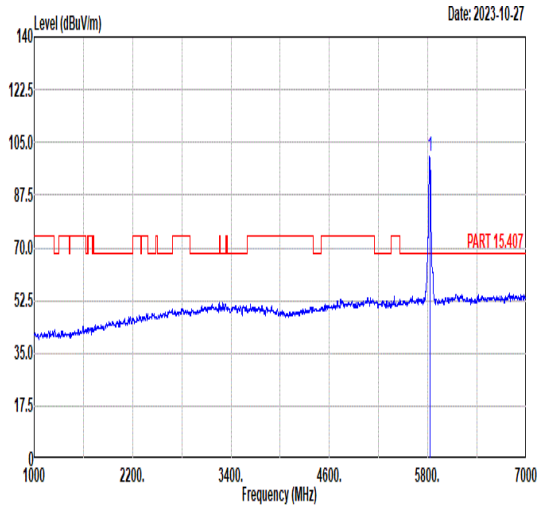 Freq Level Limit Line Margin (dB) Read Level Ant Factor Cable Loss Preamp Factor APos TPos Remark 1 5825.00 100.28 ------ ------ 85.91 35.25 11.58 32.46 231 121 PEAK
Avg	Blank	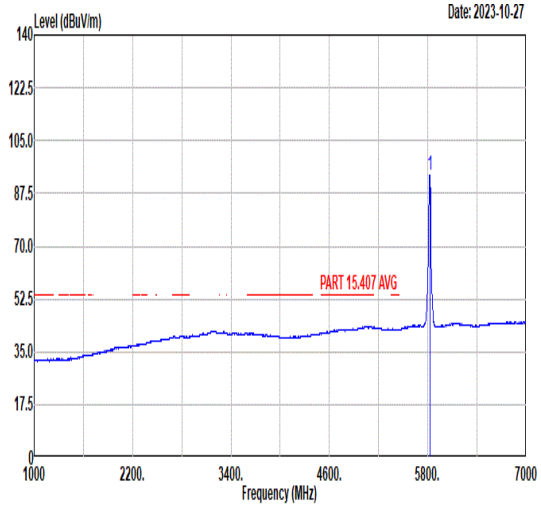 Freq Level Limit Line Margin (dB) Read Level Ant Factor Cable Loss Preamp Factor APos TPos Remark 1 5825.00 93.70 ------ ------ 79.33 35.25 11.58 32.46 231 121 AVERAGE

Mode	34	
	Band Edge	
	U-NII-3_5.725-5.85_802.11n HT20_CH165_5825MHz	
ANT	5	
Pol.	Vertical	Fundamental
Peak	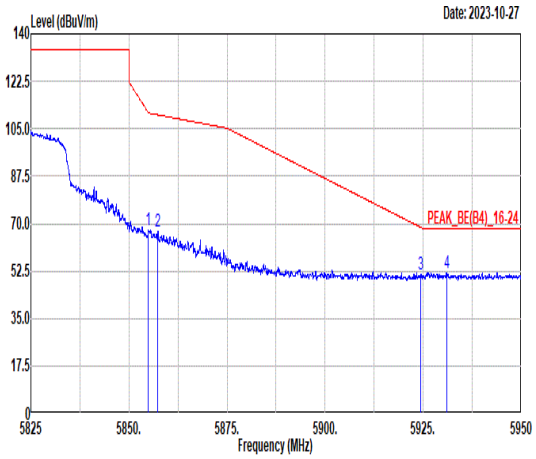 Freq Level Limit Line Margin (dB) Read Level Ant Factor Cable Loss Preamp Factor APos TPos Remark 1 5854.94 67.70 110.94 -43.24 53.37 35.30 11.52 32.49 200 77 PEAK 2 5857.33 67.35 110.15 -42.80 53.02 35.30 11.52 32.49 200 77 PEAK 3 5924.44 51.43 68.61 -17.18 37.18 35.39 11.40 32.54 200 77 PEAK 4 5930.94 51.97 68.30 -16.33 37.73 35.40 11.39 32.55 200 77 PEAK	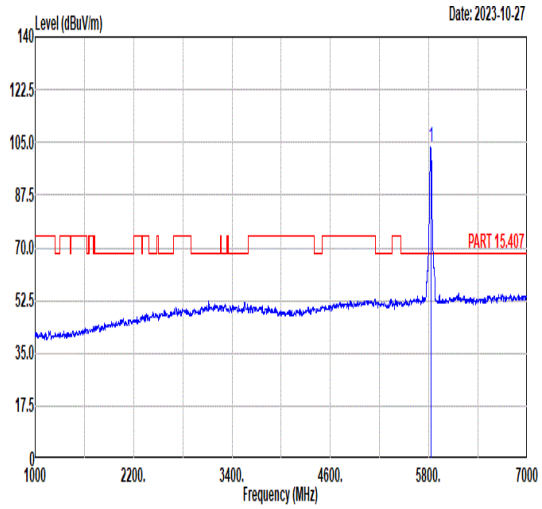 Freq Level Limit Line Margin (dB) Read Level Ant Factor Cable Loss Preamp Factor APos TPos Remark 1 5825.00 103.37 ------ ------ 89.00 35.25 11.58 32.46 200 77 PEAK
Avg	Blank	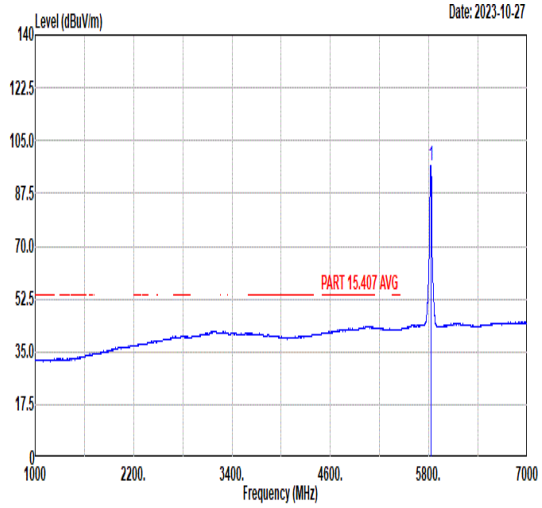 Freq Level Limit Line Margin (dB) Read Level Ant Factor Cable Loss Preamp Factor APos TPos Remark 1 5825.00 96.73 ------ ------ 82.36 35.25 11.58 32.46 200 77 AVERAGE

Mode	34	
	Harmonic	
	U-NII-3_5.725-5.85_802.11n HT20_CH165_5825MHz	
ANT	5	
Pol.	Horizontal	Vertical
Peak Avg	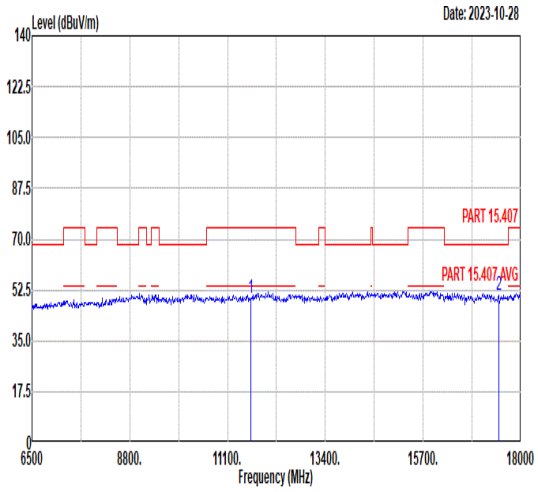 Freq Level Limit Line Margin Read Level Ant Factor Cable Loss Preamp Factor APos TPos Remark MHz dBuV/m dBuV/m dB dBuV dB/m dB dB cm deg 1 11650.00 49.50 74.00 -24.50 46.86 38.32 14.93 50.61 -- -- Peak 2 17475.00 50.76 68.30 -17.54 43.68 41.62 17.63 52.17 -- -- Peak	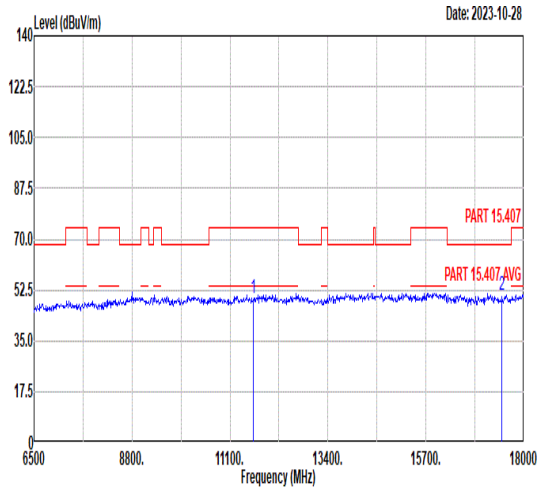 Freq Level Limit Line Margin Read Level Ant Factor Cable Loss Preamp Factor APos TPos Remark MHz dBuV/m dBuV/m dB dBuV dB/m dB dB cm deg 1 11650.00 49.89 74.00 -24.11 47.25 38.32 14.93 50.61 -- -- Peak 2 17475.00 50.70 68.30 -17.60 43.62 41.62 17.63 52.17 -- -- Peak

Mode	35	
	Band Edge - L	
	U-NII-3_5.725-5.85_802.11n HT40_CH151_5755MHz	
ANT	5	
Pol.	Horizontal	Fundamental
Peak	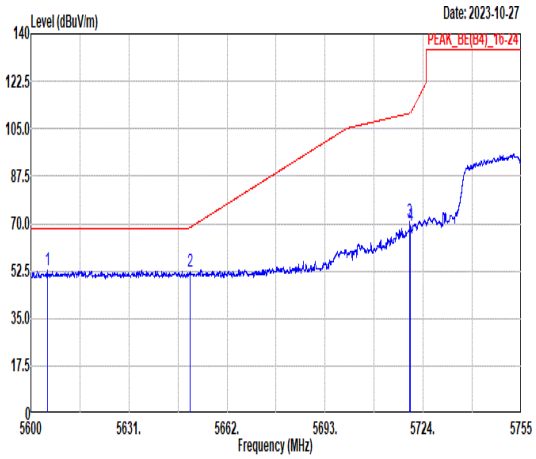 Freq Level Limit Line Margin (dB) Read Level Ant Factor Cable Loss Preamp Factor APos TPos Remark MHz dBuV/m dBuV/m dBuV dB/m dB dB cm deg 1 5605.19 52.70 68.30 -15.60 38.33 34.95 11.71 32.29 100 85 PEAK 2 5650.31 52.20 68.53 -16.33 37.83 35.01 11.69 32.33 100 85 PEAK 3 5719.74 70.79 110.73 -39.94 56.40 35.11 11.66 32.38 100 85 PEAK 4 5720.06 69.08 110.94 -41.86 54.69 35.11 11.66 32.38 100 85 PEAK	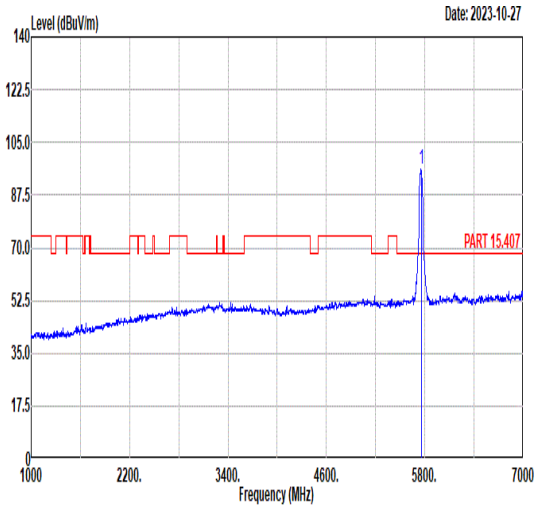 Freq Level Limit Line Margin (dB) Read Level Ant Factor Cable Loss Preamp Factor APos TPos Remark MHz dBuV/m dBuV/m dBuV dB/m dB dB cm deg 1 5755.00 96.41 ------ ------ 82.02 35.15 11.64 32.40 100 85 PEAK
Avg	Blank	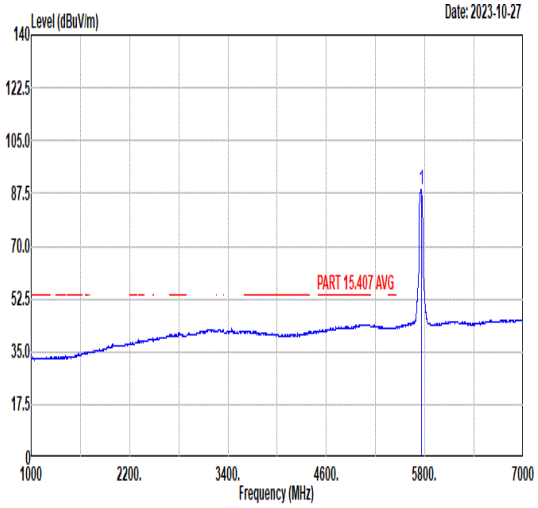 Freq Level Limit Line Margin (dB) Read Level Ant Factor Cable Loss Preamp Factor APos TPos Remark MHz dBuV/m dBuV/m dBuV dB/m dB dB cm deg 1 5755.00 88.80 ------ ------ 74.41 35.15 11.64 32.40 100 85 AVERAGE

Mode	35	
	Band Edge - R	
	U-NII-3_5.725-5.85_802.11n HT40_CH151_5755MHz	
ANT	5	
Pol.	Horizontal	Fundamental
Peak	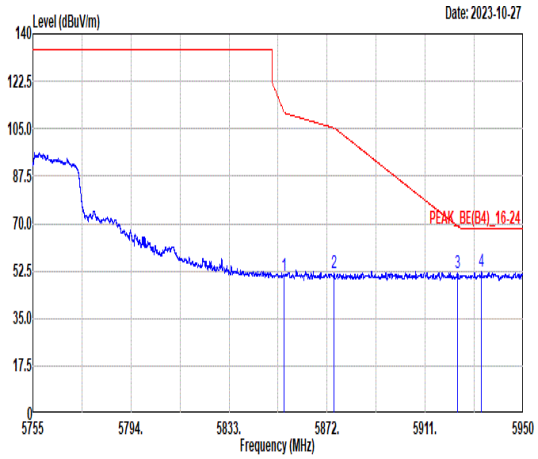 Freq Level Limit Line Margin (dB) Read Level Ant Factor Cable Loss Preamp Factor APos TPos Remark MHz dBuV/m dBuV/m dBuV dB/m dB dB cm deg 1 5855.00 50.57 110.81 -60.24 36.24 35.30 11.52 32.49 100 85 PEAK 2 5874.81 51.87 105.25 -53.38 37.56 35.32 11.49 32.50 100 85 PEAK 3 5923.99 51.90 68.95 -17.05 37.64 35.39 11.41 32.54 100 85 PEAK 4 5933.33 52.40 68.30 -15.90 38.15 35.41 11.39 32.55 100 85 PEAK	Blank

Mode	35	
	Band Edge - L	
	U-NII-3_5.725-5.85_802.11n HT40_CH151_5755MHz	
ANT	5	
Pol.	Vertical	Fundamental
Peak	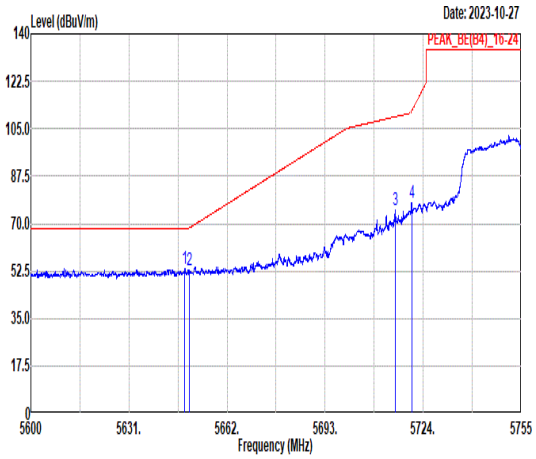 Freq Level Limit Line Margin (dB) Read Level Ant Factor Cable Loss Preamp Factor APos TPos Remark 1 5648.61 53.23 68.30 -15.07 38.86 35.01 11.69 32.33 100 43 PEAK 2 5650.16 52.59 68.42 -15.83 38.22 35.01 11.69 32.33 100 43 PEAK 3 5715.10 74.85 109.43 -34.58 60.47 35.10 11.66 32.38 100 43 PEAK 4 5720.36 77.71 111.62 -33.91 63.32 35.11 11.66 32.38 100 43 PEAK	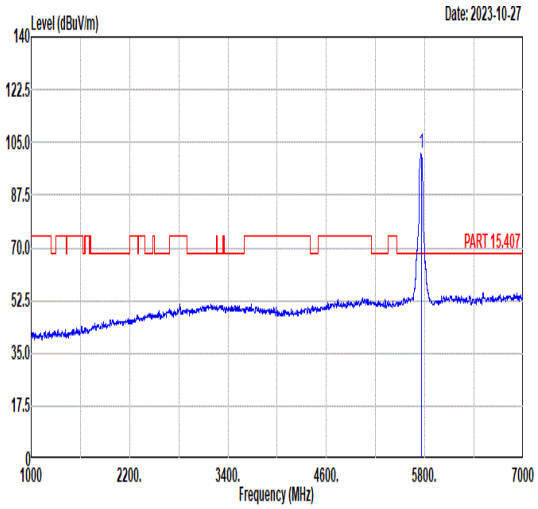 Freq Level Limit Line Margin (dB) Read Level Ant Factor Cable Loss Preamp Factor APos TPos Remark 1 5755.00 101.42 ------ ------ 87.03 35.15 11.64 32.40 100 43 PEAK
Avg	Blank	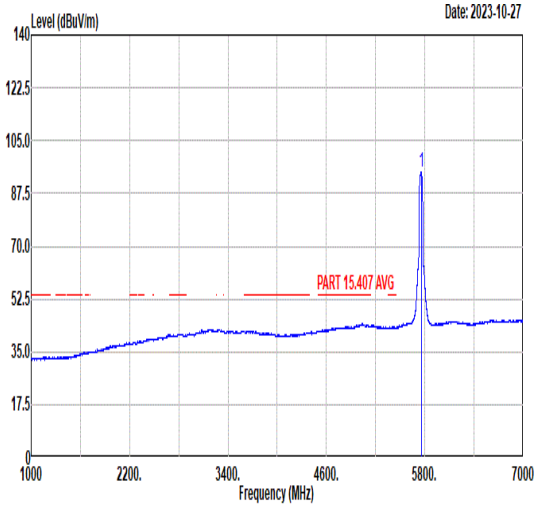 Freq Level Limit Line Margin (dB) Read Level Ant Factor Cable Loss Preamp Factor APos TPos Remark 1 5755.00 94.73 ------ ------ 80.34 35.16 11.64 32.41 100 43 AVERAGE

Mode	35	
	Band Edge - R	
	U-NII-3_5.725-5.85_802.11n HT40_CH151_5755MHz	
ANT	5	
Pol.	Vertical	Fundamental
Peak	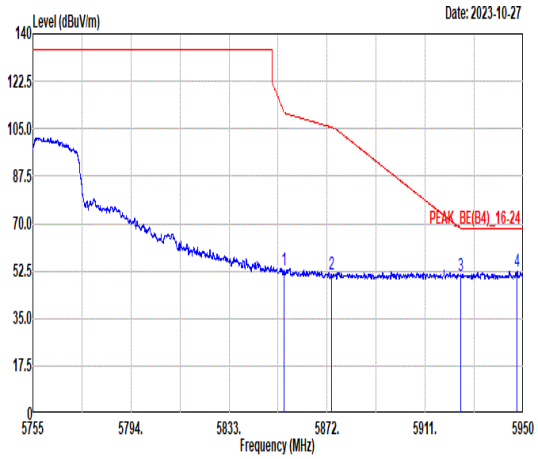 Freq Level Limit Line Margin (dB) Read Level Ant Factor Cable Loss Preamp Factor APos TPos Remark MHz dBuV/m dBuV/m dBuV dB/m dB dB cm deg 1 5854.96 52.99 110.90 -57.91 38.66 35.30 11.52 32.49 100 43 PEAK 2 5873.66 51.43 105.58 -54.15 37.12 35.32 11.49 32.50 100 43 PEAK 3 5924.98 50.81 68.21 -17.40 36.56 35.39 11.40 32.54 100 43 PEAK 4 5947.56 52.55 68.30 -15.75 38.31 35.43 11.37 32.56 100 43 PEAK	Blank

Mode	36	
	Band Edge - L	
	U-NII-3_5.725-5.85_802.11n HT40_CH159_5795MHz	
ANT	5	
Pol.	Horizontal	Fundamental
Peak	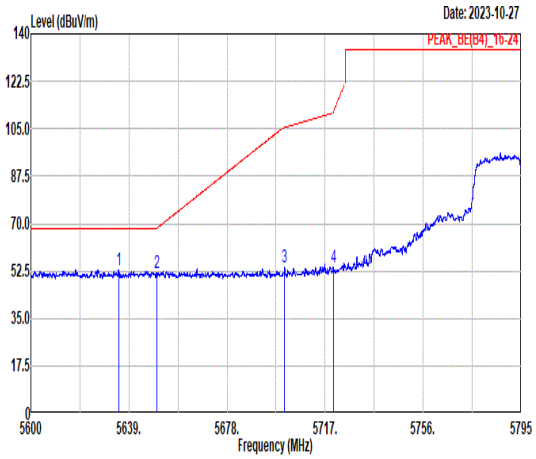 Freq Level Limit Line Margin (dB) Read Level Ant Factor Cable Loss Preamp Factor APos TPos Remark 1 5634.83 52.80 68.30 -15.50 38.44 34.99 11.69 32.32 100 22 PEAK 2 5650.04 52.01 68.33 -16.32 37.64 35.01 11.69 32.33 100 22 PEAK 3 5700.91 53.89 105.46 -51.57 39.52 35.08 11.66 32.37 100 22 PEAK 4 5720.24 54.13 111.34 -57.21 39.74 35.11 11.66 32.38 100 22 PEAK	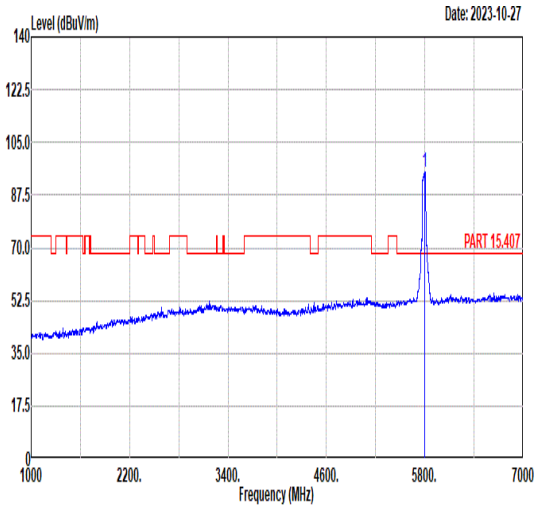 Freq Level Limit Line Margin (dB) Read Level Ant Factor Cable Loss Preamp Factor APos TPos Remark 1 5795.00 94.90 ------ ------ 80.51 35.23 11.61 32.45 100 22 PEAK
Avg	Blank	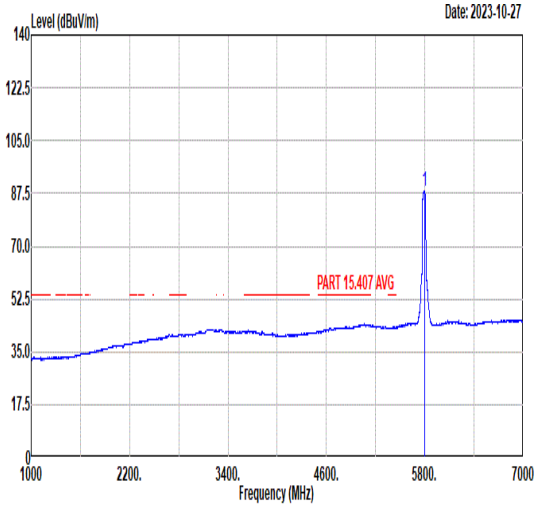 Freq Level Limit Line Margin (dB) Read Level Ant Factor Cable Loss Preamp Factor APos TPos Remark 1 5795.00 88.05 ------ ------ 73.66 35.21 11.62 32.44 100 22 AVERAGE

Mode	36	
	Band Edge - R	
	U-NII-3_5.725-5.85_802.11n HT40_CH159_5795MHz	
ANT	5	
Pol.	Horizontal	Fundamental
Peak	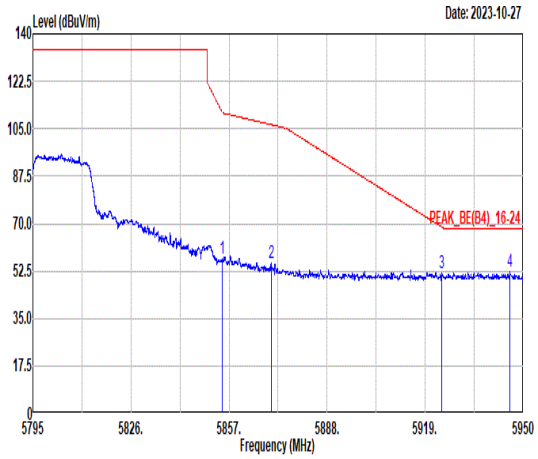 Freq Level Limit Line Margin (dB) Read Level Ant Factor Cable Loss Preamp Factor APos TPos Remark MHz dBuV/m dBuV/m dBuV dB/m dB dB cm deg 1 5854.91 57.21 111.01 -53.80 42.88 35.30 11.52 32.49 100 22 PEAK 2 5870.27 55.51 106.52 -51.01 41.19 35.32 11.50 32.50 100 22 PEAK 3 5924.19 51.83 68.79 -16.96 37.58 35.39 11.40 32.54 100 22 PEAK 4 5945.74 52.10 68.30 -16.20 37.87 35.42 11.37 32.56 100 22 PEAK	Blank

Mode	36	
	Band Edge - L	
	U-NII-3_5.725-5.85_802.11n HT40_CH159_5795MHz	
ANT	5	
Pol.	Vertical	Fundamental
Peak	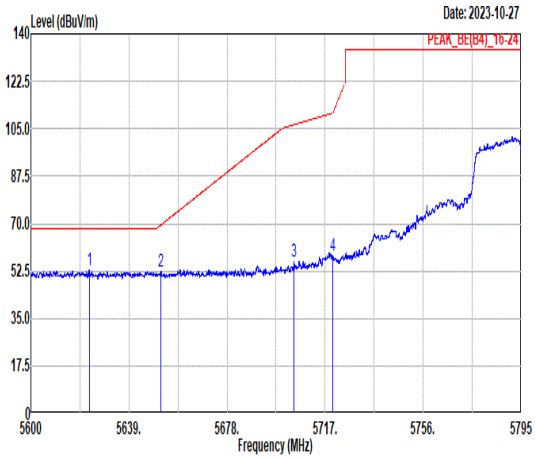 Freq Level Limit Line Margin (dB) Read Level Ant Factor Cable Loss Preamp Factor APos TPos Remark 1 5623.32 52.96 68.30 -15.34 38.60 34.97 11.70 32.31 100 44 PEAK 2 5651.58 52.50 69.47 -16.97 38.13 35.01 11.69 32.33 100 44 PEAK 3 5704.62 55.93 106.49 -50.56 41.55 35.09 11.66 32.37 100 44 PEAK 4 5720.02 58.22 110.85 -52.63 43.83 35.11 11.66 32.38 100 44 PEAK	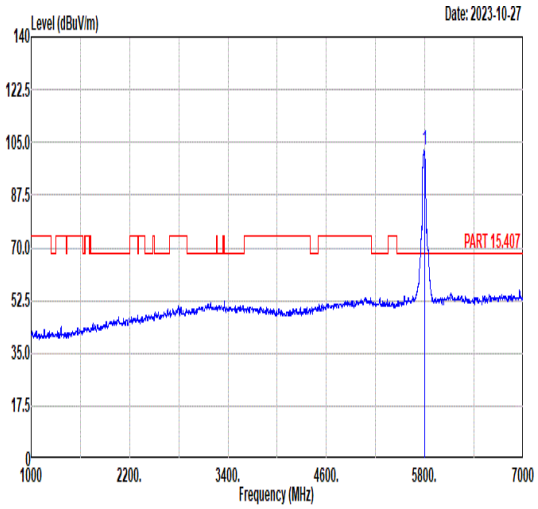 Freq Level Limit Line Margin (dB) Read Level Ant Factor Cable Loss Preamp Factor APos TPos Remark 1 5795.00 102.44 ------ ------ 88.05 35.21 11.62 32.44 100 44 PEAK
Avg	Blank	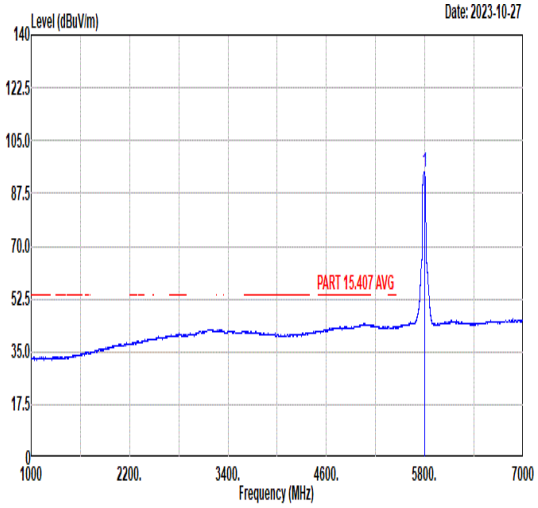 Freq Level Limit Line Margin (dB) Read Level Ant Factor Cable Loss Preamp Factor APos TPos Remark 1 5795.00 94.82 ------ ------ 80.43 35.21 11.62 32.44 100 44 AVERAGE

Mode	36	
	Band Edge - R	
	U-NII-3_5.725-5.85_802.11n HT40_CH159_5795MHz	
ANT	5	
Pol.	Vertical	Fundamental
Peak	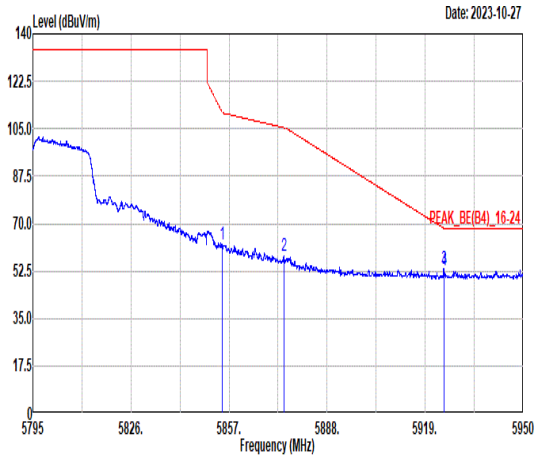 Freq Level Limit Line Margin (dB) Read Level Ant Factor Cable Loss Preamp Factor APos TPos Remark MHz dBuV/m dBuV/m dBuV dB/m dB dB cm deg 1 5854.91 62.15 111.01 -48.86 47.82 35.30 11.52 32.49 100 44 PEAK 2 5874.28 58.33 105.40 -47.07 44.02 35.32 11.49 32.50 100 44 PEAK 3 5924.98 53.37 68.21 -14.84 39.12 35.39 11.40 32.54 100 44 PEAK 4 5925.01 52.74 68.30 -15.56 38.48 35.40 11.40 32.54 100 44 PEAK	Blank

Mode	37	
	Band Edge - L	
	U-NII-3_5.725-5.85_802.11ac VHT80_CH155_5775MHz	
ANT	5	
Pol.	Horizontal	Fundamental
Peak	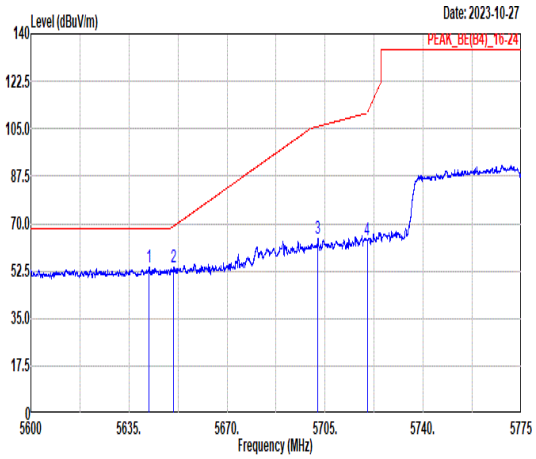 Freq Level Limit Line Margin (dB) Read Level Ant Factor Cable Loss Preamp Factor APos TPos Remark 1 5642.11 53.92 68.30 -14.38 39.55 35.00 11.69 32.32 100 45 PEAK 2 5651.00 53.77 69.04 -15.27 39.40 35.01 11.69 32.33 100 45 PEAK 3 5702.48 64.57 105.90 -41.33 50.20 35.08 11.66 32.37 100 45 PEAK 4 5720.02 63.83 110.83 -47.00 49.44 35.11 11.66 32.38 100 45 PEAK	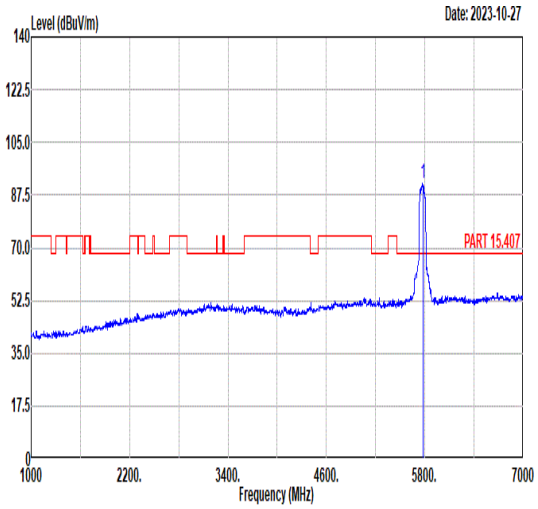 Freq Level Limit Line Margin (dB) Read Level Ant Factor Cable Loss Preamp Factor APos TPos Remark 1 5775.00 91.58 ------ ------ 77.20 35.17 11.63 32.42 100 45 PEAK
Avg	Blank	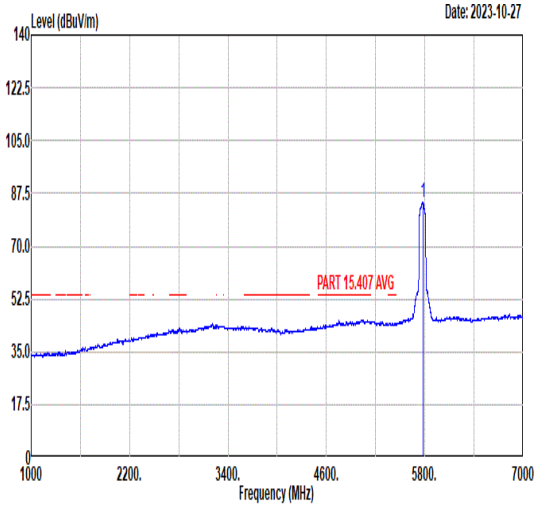 Freq Level Limit Line Margin (dB) Read Level Ant Factor Cable Loss Preamp Factor APos TPos Remark 1 5775.00 84.58 ------ ------ 70.20 35.17 11.63 32.42 100 45 AVERAGE

Mode	37	
	Band Edge - R	
	U-NII-3_5.725-5.85_802.11ac VHT80_CH155_5775MHz	
ANT	5	
Pol.	Horizontal	Fundamental
Peak	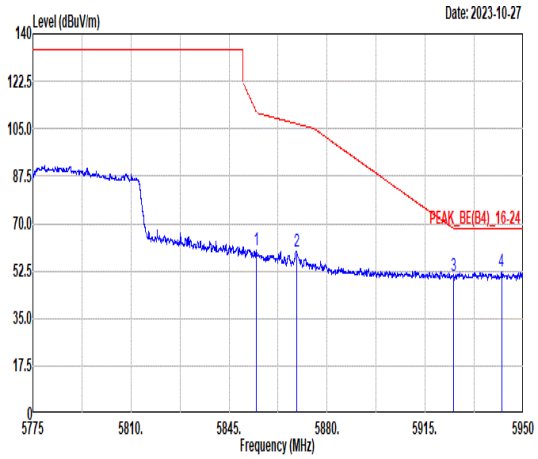 Freq Level Limit Line Margin (dB) Read Level Ant Factor Cable Loss Preamp Factor APos TPos Remark MHz dBuV/m dBuV/m dBuV dB/m dB dB cm deg 1 5854.73 60.10 111.42 -51.32 45.77 35.30 11.52 32.49 100 45 PEAK 2 5869.06 59.62 106.86 -47.24 45.30 35.32 11.50 32.50 100 45 PEAK 3 5924.99 50.81 68.21 -17.40 36.56 35.39 11.40 32.54 100 45 PEAK 4 5942.23 52.08 68.30 -16.22 37.85 35.42 11.37 32.56 100 45 PEAK	Blank

Mode	37	
	Band Edge - L	
	U-NII-3_5.725-5.85_802.11ac VHT80_CH155_5775MHz	
ANT	5	
Pol.	Vertical	Fundamental
Peak	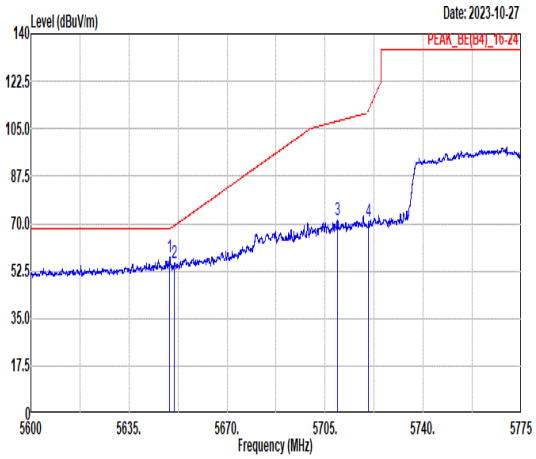 Freq Level Limit Line Margin (dB) Read Level Ant Factor Cable Loss Preamp Factor APos TPos Remark 1 5649.61 57.52 68.30 -10.78 43.15 35.01 11.69 32.33 100 44 PEAK 2 5651.29 55.24 69.26 -14.02 40.87 35.01 11.69 32.33 100 44 PEAK 3 5709.29 71.58 107.80 -36.22 57.20 35.09 11.66 32.37 100 44 PEAK 4 5720.49 70.55 111.91 -41.36 56.16 35.11 11.66 32.38 100 44 PEAK	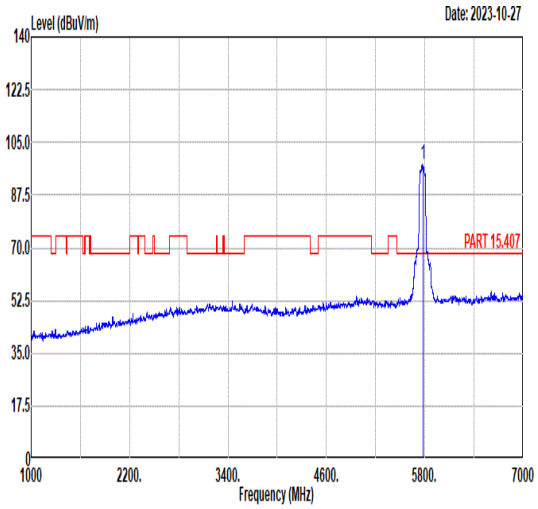 Freq Level Limit Line Margin (dB) Read Level Ant Factor Cable Loss Preamp Factor APos TPos Remark 1 5775.00 97.95 ------ ------ 83.57 35.17 11.63 32.42 100 44 PEAK
Avg	Blank	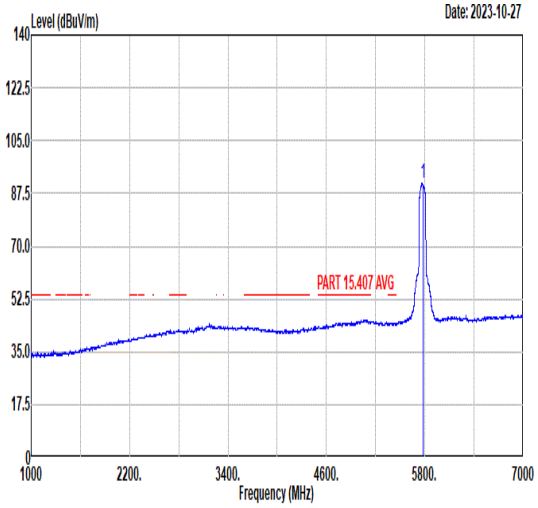 Freq Level Limit Line Margin (dB) Read Level Ant Factor Cable Loss Preamp Factor APos TPos Remark 1 5775.00 90.96 ------ ------ 76.56 35.17 11.64 32.41 100 44 AVERAGE

Mode	37	
	Band Edge - R	
	U-NII-3_5.725-5.85_802.11ac VHT80_CH155_5775MHz	
ANT	5	
Pol.	Vertical	Fundamental
Peak	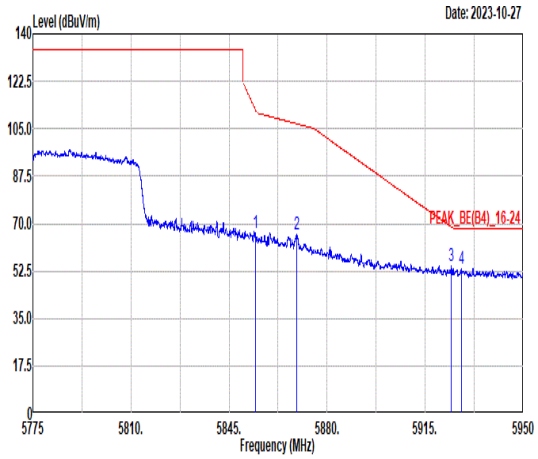 Freq Level Limit Line Margin (dB) Read Level Ant Factor Cable Loss Preamp Factor APos TPos Remark MHz dBuV/m dBuV/m dBuV dB/m dB dB cm deg 1 5854.36 66.39 112.25 -45.86 52.06 35.30 11.52 32.49 100 44 PEAK 2 5869.06 65.86 106.86 -41.00 51.54 35.32 11.50 32.50 100 44 PEAK 3 5924.36 54.32 68.67 -14.35 40.07 35.39 11.40 32.54 100 44 PEAK 4 5927.86 53.41 68.30 -14.89 39.15 35.40 11.40 32.54 100 44 PEAK	Blank

Mode	37	
	Harmonic	
	U-NII-3_5.725-5.85_802.11ac VHT80_CH155_5775MHz	
ANT	5	
Pol.	Horizontal	Vertical
Peak Avg	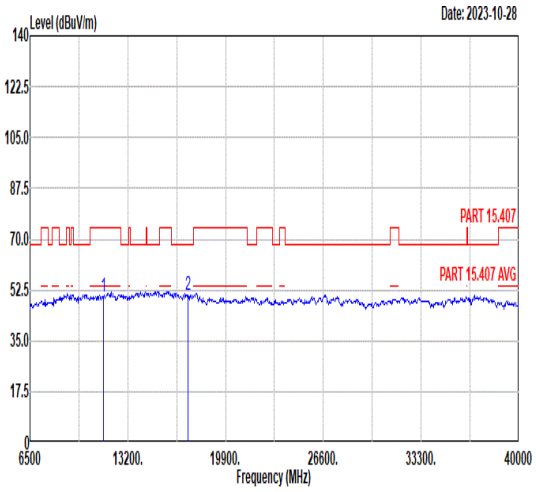 Freq Level Limit Line Margin Read Level Ant Factor Cable Loss Preamp Factor APos TPos Remark MHz dBuV/m dBuV/m dB dBuV dB/m dB dB cm deg 1 11550.00 50.39 74.00 -23.61 47.95 38.24 14.87 50.67 -- -- Peak 2 17325.00 50.50 68.30 -17.80 43.16 41.77 17.59 52.02 -- -- Peak	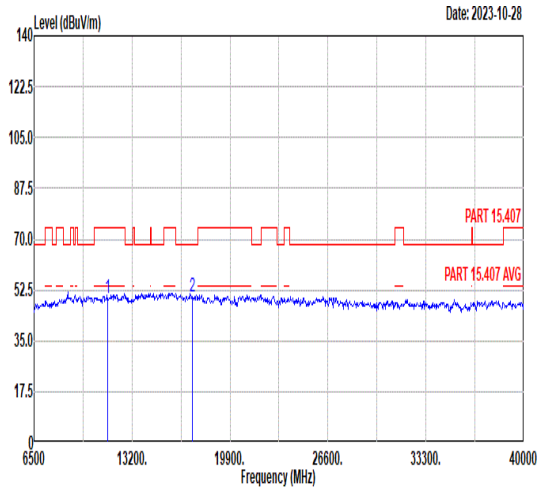 Freq Level Limit Line Margin Read Level Ant Factor Cable Loss Preamp Factor APos TPos Remark MHz dBuV/m dBuV/m dB dBuV dB/m dB dB cm deg 1 11550.00 49.70 74.00 -24.30 47.26 38.24 14.87 50.67 -- -- Peak 2 17325.00 50.01 68.30 -18.29 42.67 41.77 17.59 52.02 -- -- Peak

Mode	38	
	Harmonic	
	U-NII-2C_5.47-5.725_802.11a_CH144_5720MHz	
ANT	5	
Pol.	Horizontal	Vertical
Peak Avg	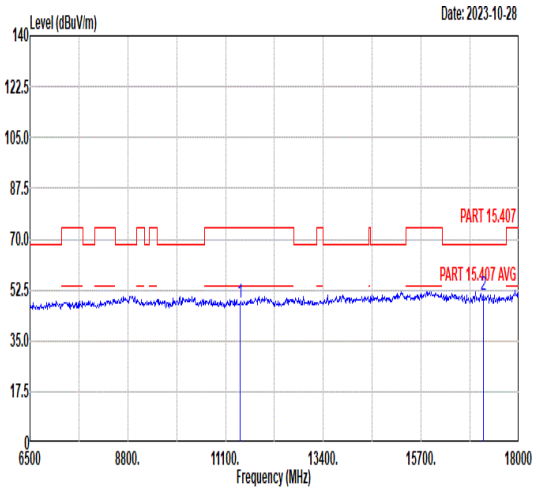 Freq Level Limit Line Margin Read Level Ant Factor Cable Loss Preamp Factor APos TPos Remark MHz dBuV/m dBuV/m dB dBuV dB/m dB dB cm deg 1 11440.00 47.91 74.00 -26.09 45.67 38.15 14.80 50.71 -- -- Peak 2 17160.00 50.52 68.30 -17.78 42.89 41.94 17.55 51.86 -- -- Peak	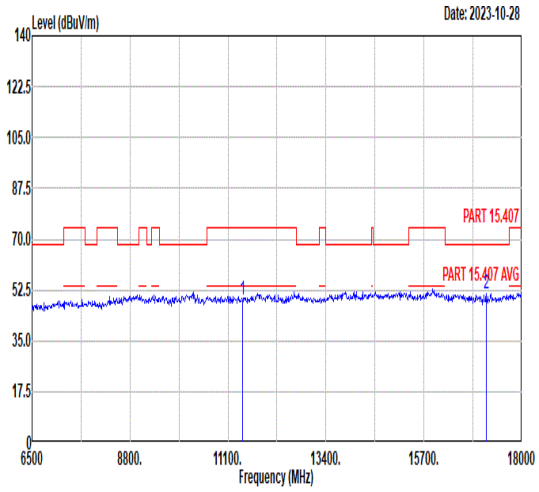 Freq Level Limit Line Margin Read Level Ant Factor Cable Loss Preamp Factor APos TPos Remark MHz dBuV/m dBuV/m dB dBuV dB/m dB dB cm deg 1 11440.00 49.35 74.00 -24.65 47.11 38.15 14.80 50.71 -- -- Peak 2 17160.00 51.11 68.30 -17.19 43.48 41.94 17.55 51.86 -- -- Peak

Mode	39	
	Band Edge	
	U-NII-2C_5.47-5.725_802.11n HT20_CH144_5720MHz	
ANT	5	
Pol.	Horizontal	Fundamental
Peak	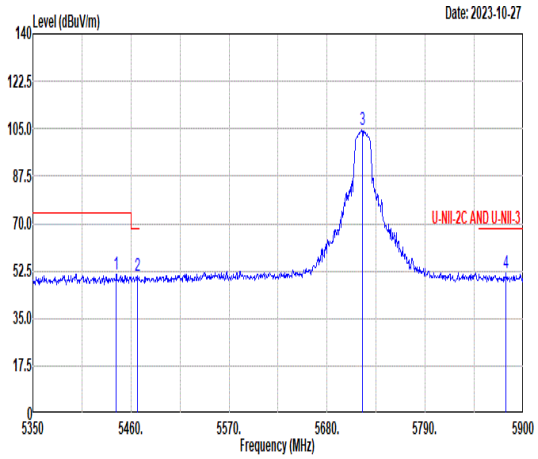 Freq Level Limit Line Margin Read Level Ant Factor Cable Loss Preamp Factor APos TPos Remark MHz dBuV/m dBuV/m dB dBuV dB/m dB dB cm deg 1 5443.50 51.21 74.00 -22.79 37.90 34.40 11.05 32.14 100 83 Peak 2 5467.70 50.56 68.30 -17.74 37.18 34.40 11.15 32.17 100 83 Peak 3 5720.00 104.45 ------ ------ 90.72 34.45 11.66 32.38 100 83 Peak 4 5880.75 51.91 68.30 -16.39 38.00 34.94 11.48 32.51 100 83 Peak	Blank
Avg	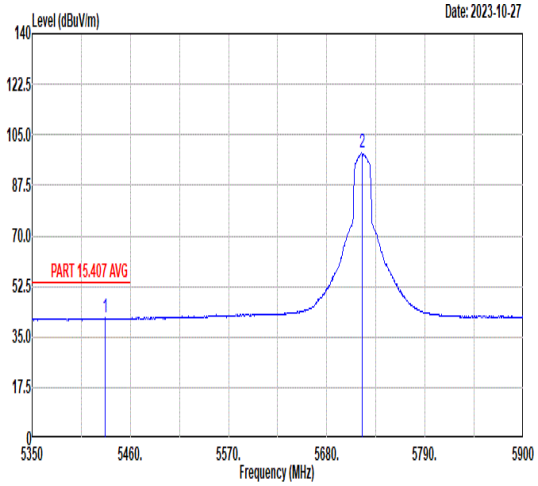 Freq Level Limit Line Margin Read Level Ant Factor Cable Loss Preamp Factor APos TPos Remark MHz dBuV/m dBuV/m dB dBuV dB/m dB dB cm deg 1 5431.95 41.50 54.00 -12.50 28.23 34.40 11.00 32.13 100 83 Peak 2 5720.00 98.56 ------ ------ 84.83 34.45 11.66 32.38 100 83 Average	Blank

Mode	39	
	Band Edge	
	U-NII-2C_5.47-5.725_802.11n HT20_CH144_5720MHz	
ANT	5	
Pol.	Vertical	Fundamental
Peak	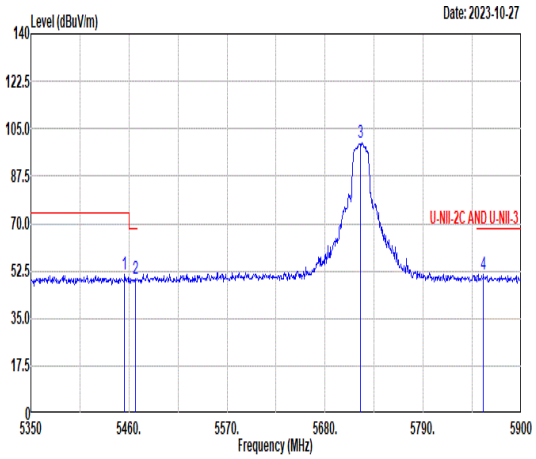 Freq Level Limit Line Margin Read Level Ant Factor Cable Loss Preamp Factor APos TPos Remark MHz dBuV/m dBuV/m dB dBuV dB/m dB dB cm deg 1 5455.05 51.26 74.00 -22.74 37.92 34.40 11.10 32.16 100 199 Peak 2 5467.70 49.88 68.30 -18.42 36.50 34.40 11.15 32.17 100 199 Peak 3 5720.00 99.77 ------ ------ 86.04 34.45 11.66 32.38 100 199 Peak 4 5857.65 51.22 68.30 -17.08 37.34 34.85 11.52 32.49 100 199 Peak	Blank
Avg	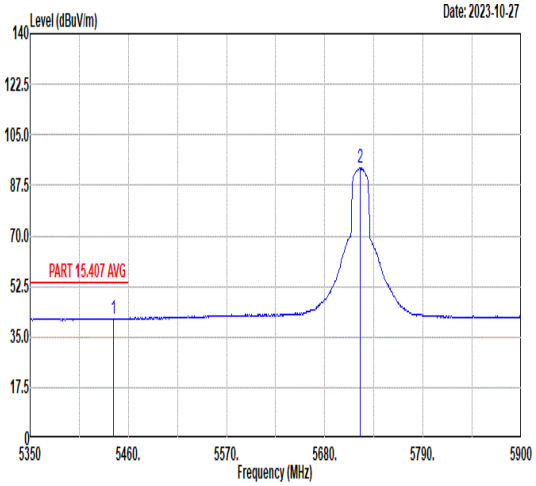 Freq Level Limit Line Margin Read Level Ant Factor Cable Loss Preamp Factor APos TPos Remark MHz dBuV/m dBuV/m dB dBuV dB/m dB dB cm deg 1 5442.95 41.46 54.00 -12.54 28.15 34.40 11.05 32.14 100 199 Peak 2 5720.00 93.55 ------ ------ 79.82 34.45 11.66 32.38 100 199 Average	Blank

Mode	39	
	Harmonic	
	U-NII-2C_5.47-5.725_802.11n HT20_CH144_5720MHz	
ANT	5	
Pol.	Horizontal	Vertical
Peak Avg	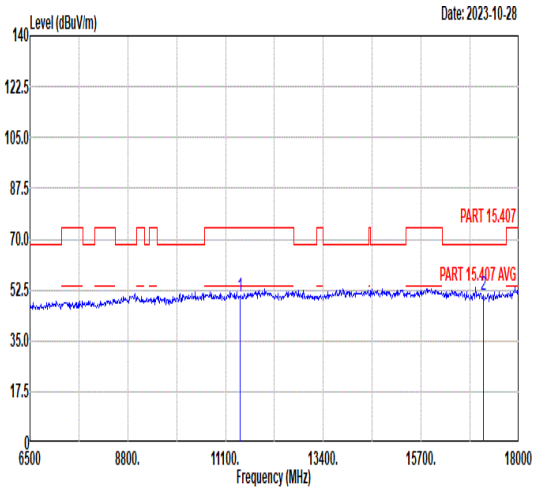 Freq Level Limit Line Margin Read Level Ant Factor Cable Loss Preamp Factor APos TPos Remark MHz dBuV/m dBuV/m dB dBuV dB/m dB dB cm deg 1 11440.00 50.26 74.00 -23.74 48.02 38.15 14.80 50.71 -- -- Peak 2 17160.00 50.74 68.30 -17.56 43.11 41.94 17.55 51.86 -- -- Peak	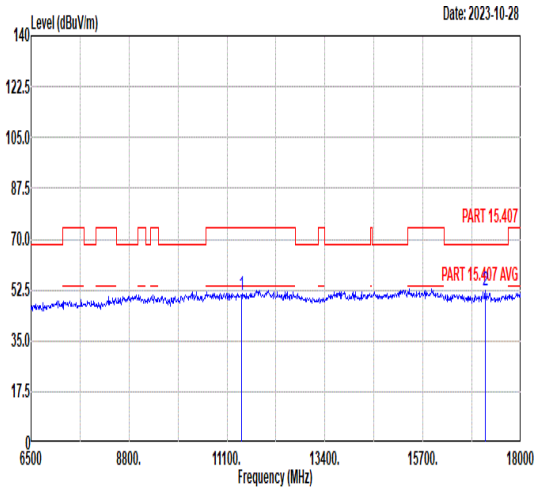 Freq Level Limit Line Margin Read Level Ant Factor Cable Loss Preamp Factor APos TPos Remark MHz dBuV/m dBuV/m dB dBuV dB/m dB dB cm deg 1 11440.00 50.57 74.00 -23.43 48.33 38.15 14.80 50.71 -- -- Peak 2 17160.00 52.11 68.30 -16.19 44.48 41.94 17.55 51.86 -- -- Peak

Mode	40	
	Band Edge	
	U-NII-2C_5.47-5.725_802.11n HT40_CH142_5710MHz	
ANT	5	
Pol.	Horizontal	Fundamental
Peak	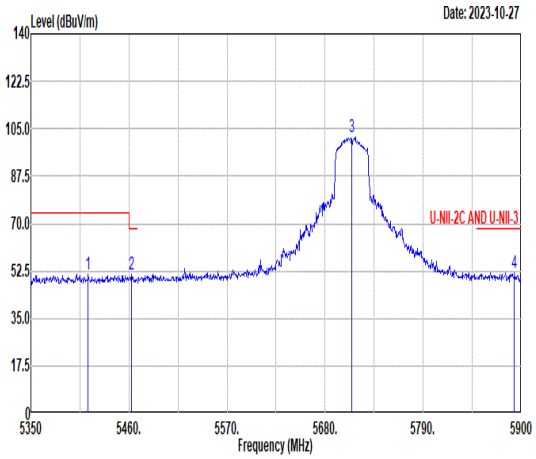 Freq Level Limit Line Margin Read Level Ant Factor Cable Loss Preamp Factor APos TPos Remark MHz dBuV/m dBuV/m dB dBuV dB/m dB dB cm deg 1 5414.35 51.03 74.00 -22.97 37.81 34.40 10.93 32.11 100 88 Peak 2 5462.75 51.41 68.30 -16.89 38.05 34.40 11.13 32.17 100 88 Peak 3 5710.00 101.85 ------ ------ 88.12 34.44 11.66 32.37 100 88 Peak 4 5892.30 51.83 68.30 -16.47 37.90 34.99 11.46 32.52 100 88 Peak	Blank
Avg	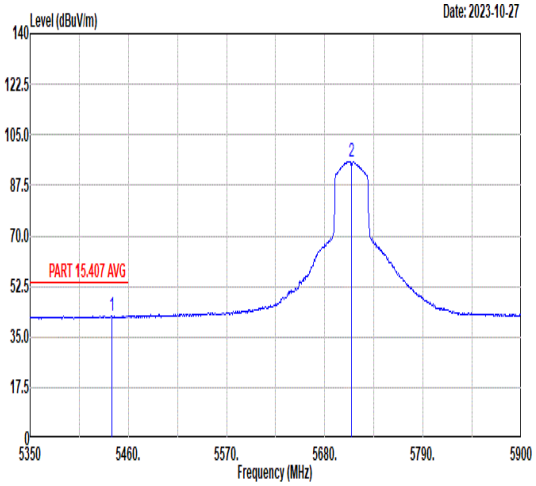 Freq Level Limit Line Margin Read Level Ant Factor Cable Loss Preamp Factor APos TPos Remark MHz dBuV/m dBuV/m dB dBuV dB/m dB dB cm deg 1 5441.30 42.44 54.00 -11.56 29.14 34.40 11.04 32.14 100 88 Peak 2 5710.00 95.71 ------ ------ 81.98 34.44 11.66 32.37 100 88 Average	Blank

Mode	40	
	Band Edge	
	U-NII-2C_5.47-5.725_802.11n HT40_CH142_5710MHz	
ANT	5	
Pol.	Vertical	Fundamental
Peak	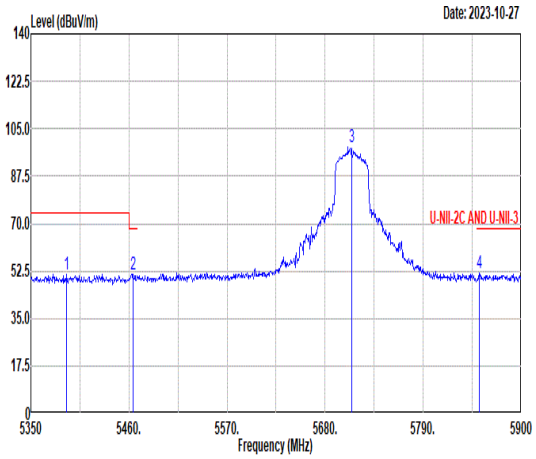 Freq Level Limit Line Margin Read Level Ant Factor Cable Loss Preamp Factor APos TPos Remark MHz dBuV/m dBuV/m dB dBuV dB/m dB dB cm deg 1 5390.15 51.39 74.00 -22.61 38.16 34.40 10.91 32.08 100 181 Peak 2 5464.40 51.20 68.30 -17.10 37.83 34.40 11.14 32.17 100 181 Peak 3 5710.00 98.01 ------ ------ 84.28 34.44 11.66 32.37 100 181 Peak 4 5852.70 51.67 68.30 -16.63 37.80 34.83 11.53 32.49 100 181 Peak	Blank
Avg	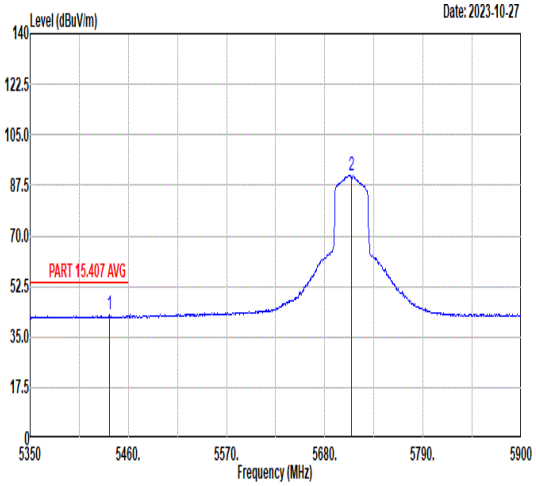 Freq Level Limit Line Margin Read Level Ant Factor Cable Loss Preamp Factor APos TPos Remark MHz dBuV/m dBuV/m dB dBuV dB/m dB dB cm deg 1 5438.55 42.57 54.00 -11.43 29.28 34.40 11.03 32.14 100 181 Peak 2 5710.00 91.13 ------ ------ 77.40 34.44 11.66 32.37 100 181 Average	Blank

Mode	41	
	Band Edge	
	U-NII-2C_5.47-5.725_802.11ac VHT80_CH138_5690MHz	
ANT	5	
Pol.	Horizontal	Fundamental
Peak	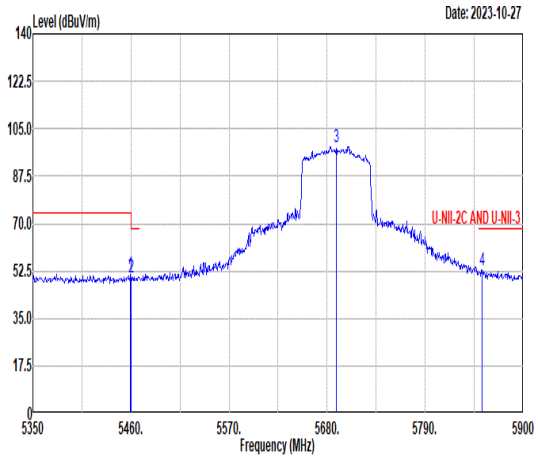 Freq Level Limit Line Margin Read Level Ant Factor Cable Loss Preamp Factor APos TPos Remark MHz dBuV/m dBuV/m dB dBuV dB/m dB dB cm deg 1 5459.45 51.10 74.00 -22.90 37.74 34.40 11.12 32.16 100 95 Peak 2 5460.00 50.41 68.30 -17.89 37.06 34.40 11.12 32.17 100 95 Peak 3 5690.00 98.44 ------ ------ 84.73 34.40 11.67 32.36 100 95 Peak 4 5853.80 53.00 68.30 -15.30 39.14 34.83 11.52 32.49 100 95 Peak	Blank
Avg	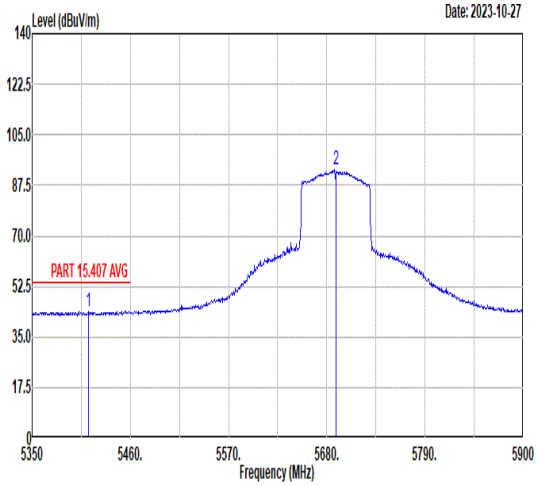 Freq Level Limit Line Margin Read Level Ant Factor Cable Loss Preamp Factor APos TPos Remark MHz dBuV/m dBuV/m dB dBuV dB/m dB dB cm deg 1 5413.25 43.84 54.00 -10.16 30.62 34.40 10.93 32.11 100 95 Peak 2 5690.00 92.83 ------ ------ 79.12 34.40 11.67 32.36 100 95 Average	Blank

Mode	41	
	Band Edge	
	U-NII-2C_5.47-5.725_802.11ac VHT80_CH138_5690MHz	
ANT	5	
Pol.	Vertical	Fundamental
Peak	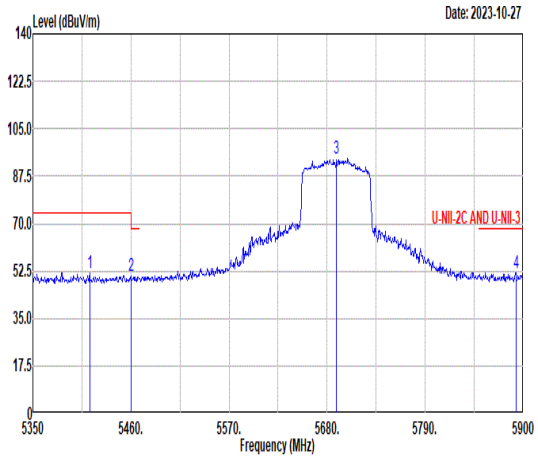 Freq Level Limit Line Margin Read Level Ant Factor Cable Loss Preamp Factor APos TPos Remark MHz dBuV/m dBuV/m dB dBuV dB/m dB dB cm deg 1 5413.80 51.86 74.00 -22.14 38.64 34.40 10.93 32.11 100 201 Peak 2 5460.00 50.53 68.30 -17.77 37.18 34.40 11.12 32.17 100 201 Peak 3 5690.00 94.06 ------ ------ 80.35 34.40 11.67 32.36 100 201 Peak 4 5891.75 51.74 68.30 -16.56 37.82 34.98 11.46 32.52 100 201 Peak	Blank
Avg	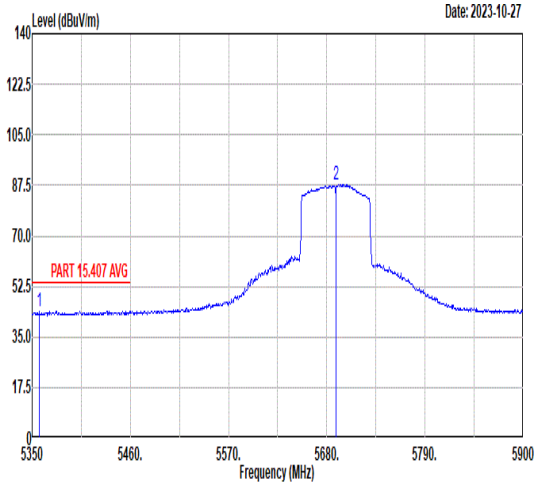 Freq Level Limit Line Margin Read Level Ant Factor Cable Loss Preamp Factor APos TPos Remark MHz dBuV/m dBuV/m dB dBuV dB/m dB dB cm deg 1 5358.25 44.02 54.00 -9.98 30.72 34.40 10.94 32.04 100 201 Peak 2 5690.00 87.63 ------ ------ 73.92 34.40 11.67 32.36 100 201 Average	Blank

Mode	42	
	LF	
	U-NII-2C_5.47-5.725_802.11n HT20_CH140_5700MHz	
ANT	5	
Pol.	Horizontal	Vertical
QP/ Peak	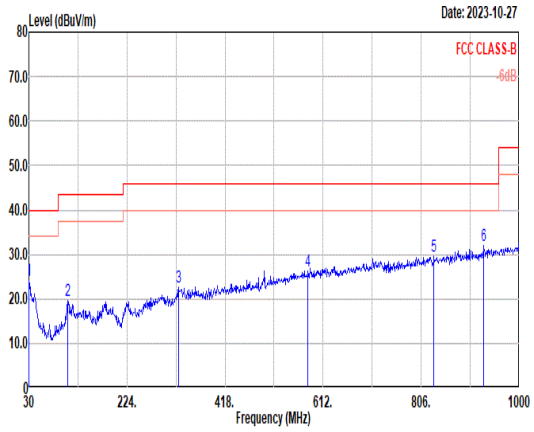	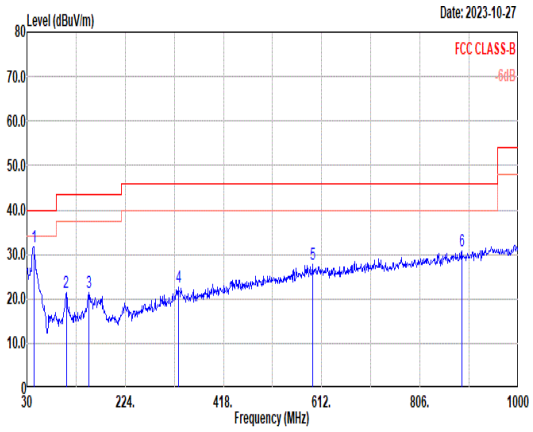

Horizontal:

	Freq	Level	Limit Line	Margin	Read Level	Ant Factor	Cable Loss	Preamp Factor	APos	TPos	Remark
	MHz	dBuV/m	dBuV/m	dB	dBuV	dB/m	dB	dB	cm	deg	
1	30.00	24.11	40.00	-15.89	28.92	25.20	1.19	31.20	--	--	Peak
2	106.63	19.55	43.50	-23.95	31.28	17.53	1.93	31.19	--	--	Peak
3	325.85	22.71	46.00	-23.29	30.78	19.97	2.81	30.85	--	--	Peak
4	581.93	26.33	46.00	-19.67	28.68	24.94	3.71	31.00	--	--	Peak
5	831.22	29.51	46.00	-16.49	29.89	26.35	4.34	31.07	--	--	Peak
6	929.19	32.07	46.00	-13.93	31.51	26.98	4.58	31.00	--	--	Peak

Vertical:

	Freq	Level	Limit Line	Margin	Read Level	Ant Factor	Cable Loss	Preamp Factor	APos	TPos	Remark
	MHz	dBuV/m	dBuV/m	dB	dBuV	dB/m	dB	dB	cm	deg	
1	43.58	31.79	40.00	-8.21	44.58	17.04	1.37	31.20	--	--	Peak
2	107.60	21.34	43.50	-22.16	32.96	17.62	1.94	31.18	--	--	Peak
3	152.22	21.45	43.50	-22.05	33.87	16.46	2.21	31.09	--	--	Peak
4	328.76	22.59	46.00	-23.41	30.58	20.03	2.82	30.84	--	--	Peak
5	593.57	27.83	46.00	-18.17	30.18	24.91	3.74	31.00	--	--	Peak
6	888.45	30.82	46.00	-15.18	30.63	26.73	4.47	31.01	--	--	Peak

Mode	43	
	LF	
	U-NII-3_5.725-5.85_802.11ac VHT80_CH155_5775MHz	
ANT	5	
Pol.	Horizontal	Vertical
QP/ Peak	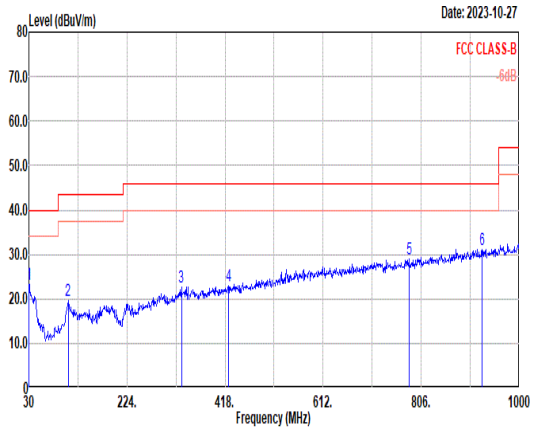	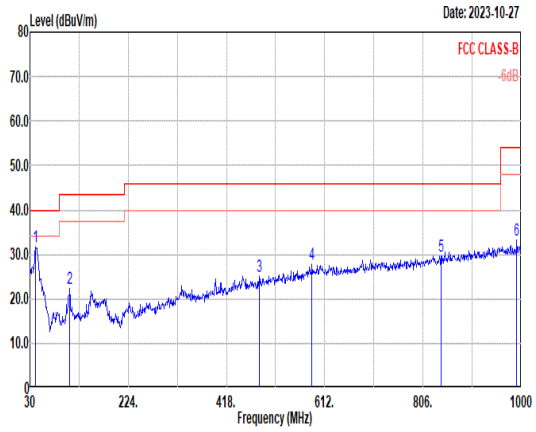

	Freq	Level	Limit Line	Margin	Read Level	Ant Factor	Cable Loss	Preamp Factor	APos	TPos	Remark
	MHz	dBuV/m	dBuV/m	dB	dBuV	dB/m	dB	dB	cm	deg	
1	30.00	23.19	40.00	-16.81	28.00	25.20	1.19	31.20	--	--	Peak
2	107.60	19.70	43.50	-23.80	31.32	17.62	1.94	31.18	--	--	Peak
3	331.67	22.74	46.00	-23.26	30.65	20.10	2.83	30.84	--	--	Peak
4	424.79	23.07	46.00	-22.93	28.12	22.45	3.20	30.70	--	--	Peak
5	781.75	28.84	46.00	-17.16	29.63	26.03	4.23	31.05	--	--	Peak
6	926.28	31.18	46.00	-14.82	30.65	26.96	4.57	31.00	--	--	Peak

	Freq	Level	Limit Line	Margin	Read Level	Ant Factor	Cable Loss	Preamp Factor	APos	TPos	Remark
	MHz	dBuV/m	dBuV/m	dB	dBuV	dB/m	dB	dB	cm	deg	
1	41.64	31.60	40.00	-8.40	43.34	18.12	1.34	31.20	--	--	Peak
2	108.57	22.45	43.50	-21.05	33.97	17.71	1.95	31.18	--	--	Peak
3	482.99	25.13	46.00	-20.87	28.95	23.46	3.42	30.70	--	--	Peak
4	586.78	27.64	46.00	-18.36	29.99	24.93	3.72	31.00	--	--	Peak
5	841.89	29.67	46.00	-16.33	29.92	26.44	4.37	31.06	--	--	Peak
6	991.27	33.08	54.00	-20.92	31.84	27.51	4.73	31.00	--	--	Peak

Mode	44	
	Band Edge	
	802.1nc HT20_CH140_5700MHz+ Band13 BW5M-Co-location	
ANT	5	
Pol.	Horizontal	Fundamental
Peak	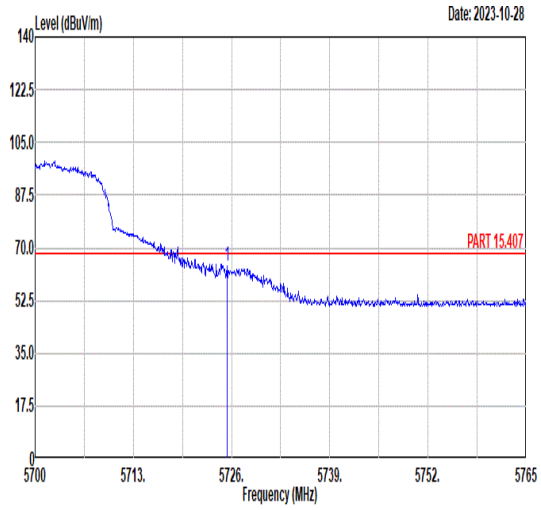 Freq Level Limit Line Margin (dB) Read Level Ant Factor Cable Loss Preamp Factor APos TPos Remark MHz dBuV/m dBuV/m dBuV dB/m dB dB cm deg 1 5725.42 64.00 68.30 -4.30 49.62 35.12 11.65 32.39 100 96 Peak	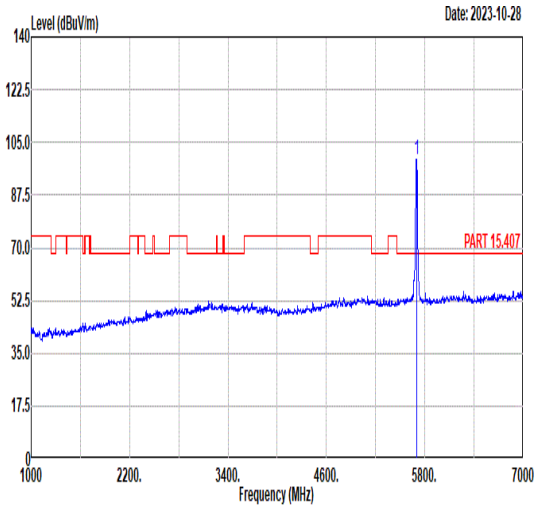 Freq Level Limit Line Margin (dB) Read Level Ant Factor Cable Loss Preamp Factor APos TPos Remark MHz dBuV/m dBuV/m dBuV dB/m dB dB cm deg 1 5700.00 99.53 ------ ------ 85.15 35.07 11.67 32.36 100 96 PEAK
Avg	Blank	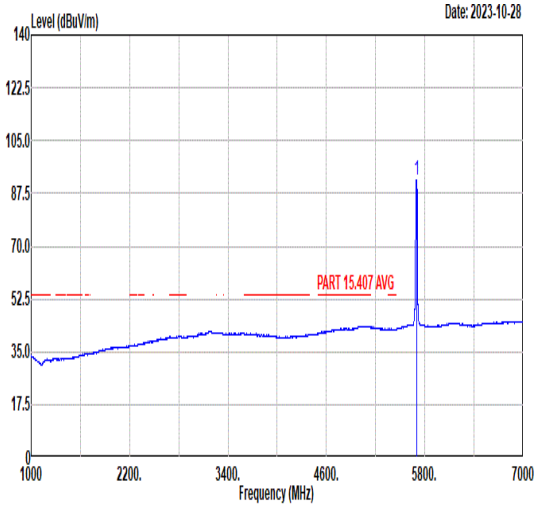 Freq Level Limit Line Margin (dB) Read Level Ant Factor Cable Loss Preamp Factor APos TPos Remark MHz dBuV/m dBuV/m dBuV dB/m dB dB cm deg 1 5700.00 92.09 ------ ------ 77.71 35.07 11.67 32.36 100 96 AVERAGE

Mode	44	
	Band Edge	
	802.1nc HT20_CH140_5700MHz+ Band13 BW5M-Co-location	
ANT	5	
Pol.	Vertical	Fundamental
Peak	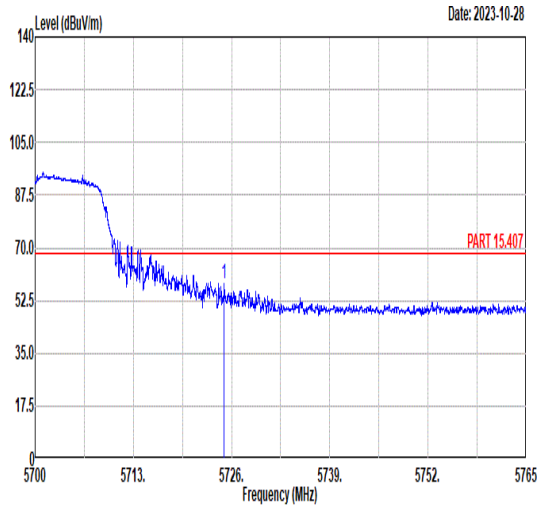 Freq Level Limit Line Margin (dB) Read Level Ant Factor Cable Loss Preamp Factor APos TPos Remark MHz dBuV/m dBuV/m dBuV dB/m dB dB cm deg 1 5725.01 58.35 68.30 -9.95 43.97 35.12 11.65 32.39 100 202 PEAK	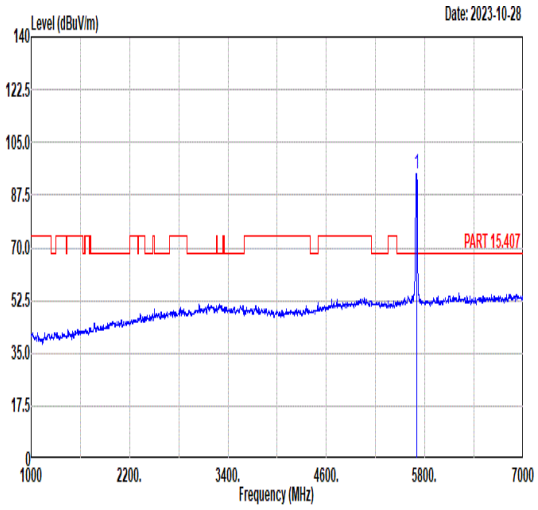 Freq Level Limit Line Margin (dB) Read Level Ant Factor Cable Loss Preamp Factor APos TPos Remark MHz dBuV/m dBuV/m dBuV dB/m dB dB cm deg 1 5700.00 94.58 ------ ------ 80.21 35.08 11.66 32.37 100 202 PEAK
Avg	Blank	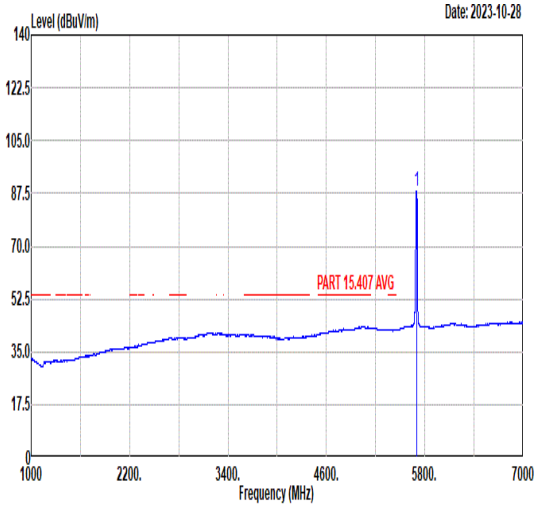 Freq Level Limit Line Margin (dB) Read Level Ant Factor Cable Loss Preamp Factor APos TPos Remark MHz dBuV/m dBuV/m dBuV dB/m dB dB cm deg 1 5700.00 88.06 ------ ------ 73.68 35.07 11.67 32.36 100 202 AVERAGE

Mode	44	
	Harmonic	
	802.1nc HT20_CH140_5700MHz+ Band13 BW5M-Co-location	
ANT	5	
Pol.	Horizontal	Vertical
Peak Avg	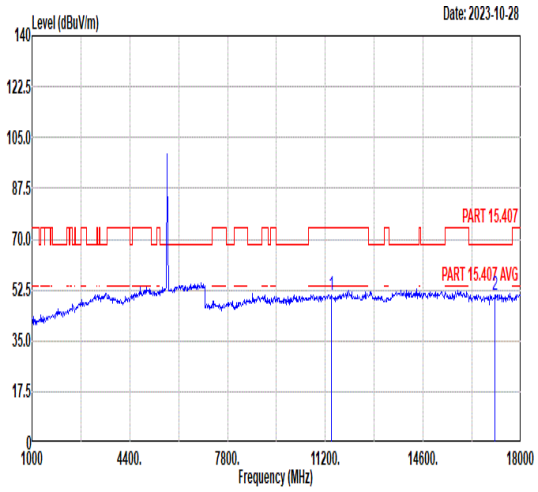 Freq Level Limit Line Margin Read Level Ant Factor Cable Loss Preamp Factor APos TPos Remark MHz dBuV/m dBuV/m dB dBuV dB/m dB dB cm deg 1 11400.00 50.47 74.00 -23.53 30.04 38.12 14.78 32.47 -- -- Peak 2 17100.00 50.81 68.30 -17.49 25.18 42.00 17.53 33.90 -- -- Peak	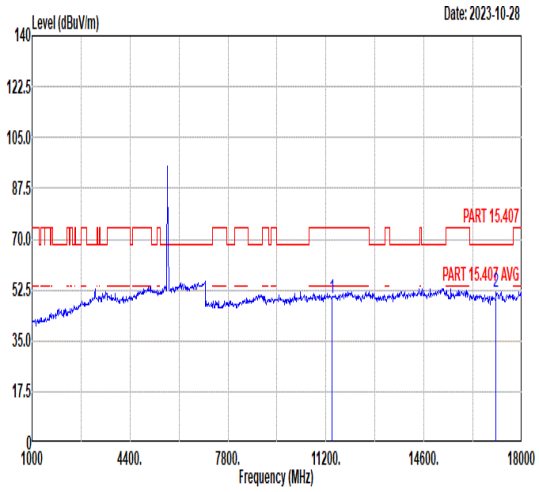 Freq Level Limit Line Margin Read Level Ant Factor Cable Loss Preamp Factor APos TPos Remark MHz dBuV/m dBuV/m dB dBuV dB/m dB dB cm deg 1 11400.00 49.77 74.00 -24.23 29.34 38.12 14.78 32.47 -- -- Peak 2 17100.00 51.77 68.30 -16.53 26.14 42.00 17.53 33.90 -- -- Peak

Mode	45	
	Band Edge	
	U-NII-2C_5.47-5.725_802.11a_CH136_5680MHz	
ANT	5	
Pol.	Horizontal	Fundamental
Peak	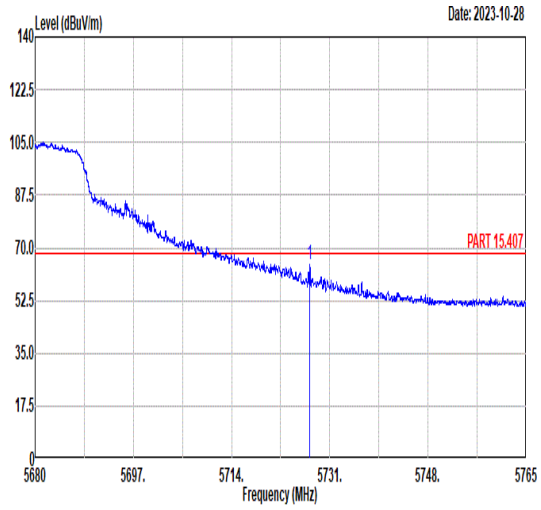 Freq Level Limit Line Margin (dB) Read Level Ant Factor Cable Loss Preamp Factor APos TPos Remark MHz dBuV/m dBuV/m dBuV dB/m dB dB cm deg 1 5727.57 64.29 68.30 -4.01 49.91 35.12 11.65 32.39 110 84 PEAK	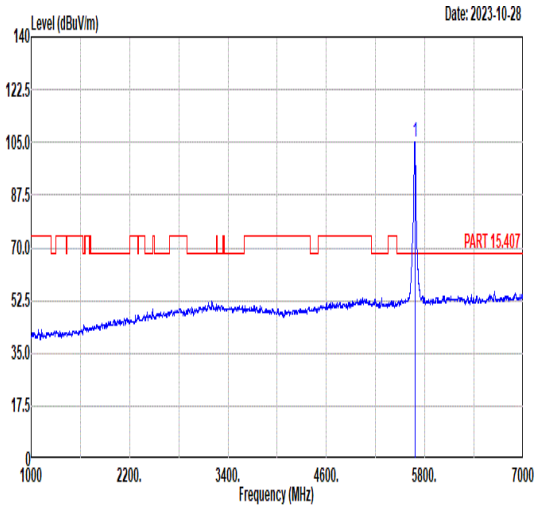 Freq Level Limit Line Margin (dB) Read Level Ant Factor Cable Loss Preamp Factor APos TPos Remark MHz dBuV/m dBuV/m dBuV dB/m dB dB cm deg 1 5680.00 105.37 ------ ------ 90.99 35.05 11.68 32.35 110 84 PEAK
Avg	Blank	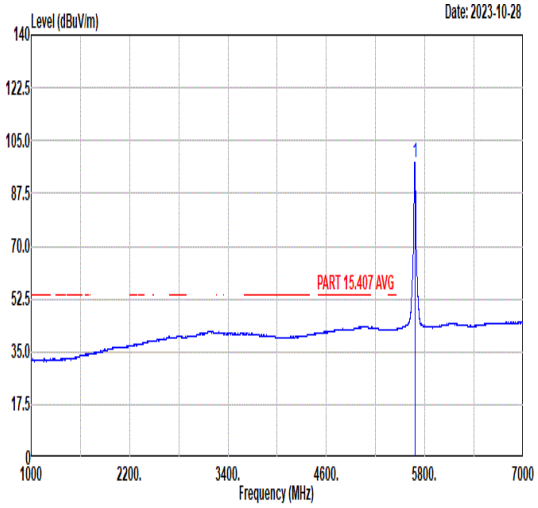 Freq Level Limit Line Margin (dB) Read Level Ant Factor Cable Loss Preamp Factor APos TPos Remark MHz dBuV/m dBuV/m dBuV dB/m dB dB cm deg 1 5680.00 97.79 ------ ------ 83.41 35.05 11.68 32.35 110 84 AVERAGE

Mode	45	
	Band Edge	
	U-NII-2C_5.47-5.725_802.11a_CH136_5680MHz	
ANT	5	
Pol.	Vertical	Fundamental
Peak	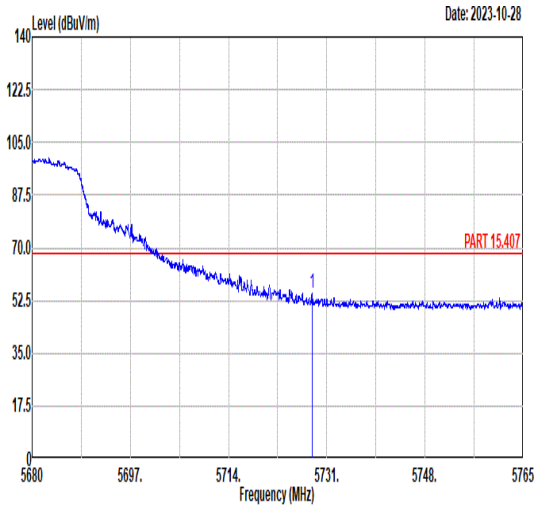 Freq Level Limit Line Margin (dB) Read Level Ant Factor Cable Loss Preamp Factor APos TPos Remark MHz dBuV/m dBuV/m dBuV dB/m dB dB cm deg 1 5728.49 54.92 68.30 -13.38 40.54 35.12 11.65 32.39 100 207 PEAK	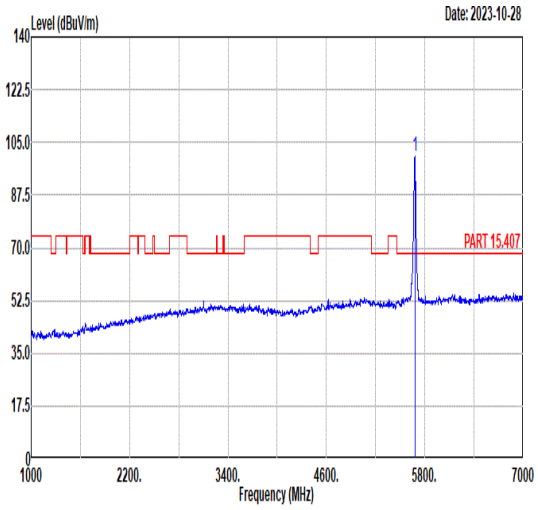 Freq Level Limit Line Margin (dB) Read Level Ant Factor Cable Loss Preamp Factor APos TPos Remark MHz dBuV/m dBuV/m dBuV dB/m dB dB cm deg 1 5680.00 100.12 ------ ------ 85.74 35.05 11.68 32.35 100 207 PEAK
Avg	Blank	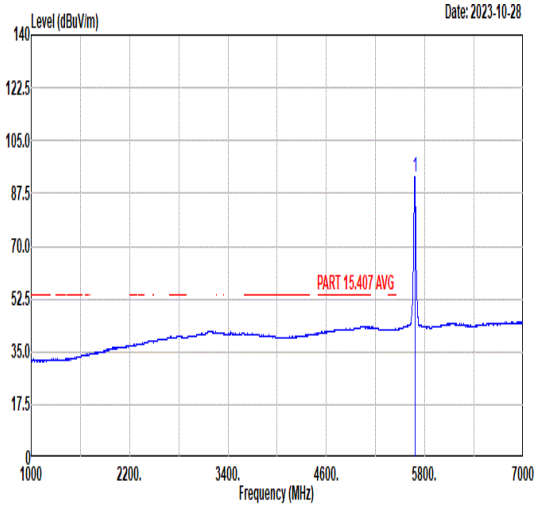 Freq Level Limit Line Margin (dB) Read Level Ant Factor Cable Loss Preamp Factor APos TPos Remark MHz dBuV/m dBuV/m dBuV dB/m dB dB cm deg 1 5680.00 93.11 ------ ------ 78.73 35.05 11.68 32.35 100 207 AVERAGE

Mode	46	
	Band Edge	
	U-NII-2C_5.47-5.725_802.11n HT20_CH136_5680MHz	
ANT	5	
Pol.	Horizontal	Fundamental
Peak	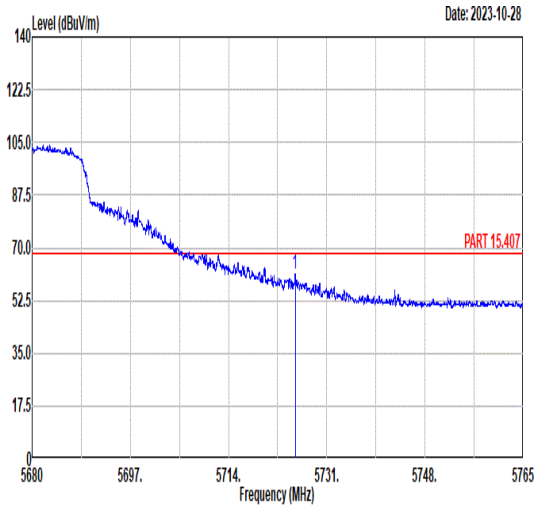 Freq Level Limit Line Margin (dB) Read Level Ant Factor Cable Loss Preamp Factor APos TPos Remark MHz dBuV/m dBuV/m dBuV dB/m dB dB cm deg 1 5725.53 61.37 68.30 -6.93 46.99 35.12 11.65 32.39 100 83 PEAK	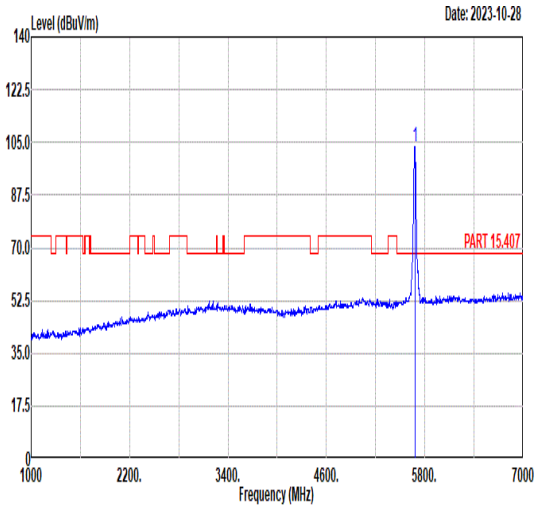 Freq Level Limit Line Margin (dB) Read Level Ant Factor Cable Loss Preamp Factor APos TPos Remark MHz dBuV/m dBuV/m dBuV dB/m dB dB cm deg 1 5680.00 103.59 ------ ------ 89.21 35.05 11.68 32.35 100 83 PEAK
Avg	Blank	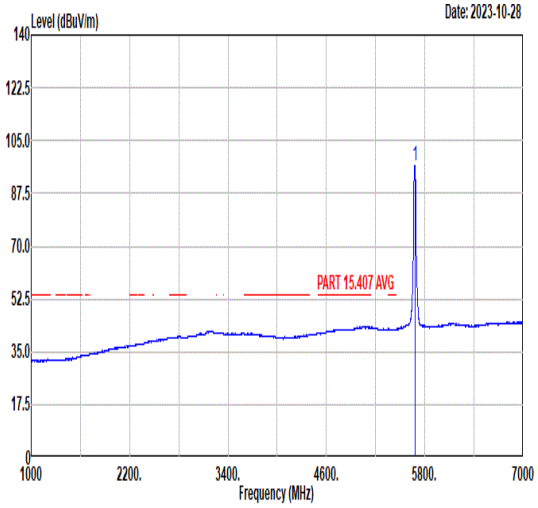 Freq Level Limit Line Margin (dB) Read Level Ant Factor Cable Loss Preamp Factor APos TPos Remark MHz dBuV/m dBuV/m dBuV dB/m dB dB cm deg 1 5680.00 96.82 ------ ------ 82.44 35.05 11.68 32.35 100 83 AVERAGE

Mode	46	
	Band Edge	
	U-NII-2C_5.47-5.725_802.11n HT20_CH136_5680MHz	
ANT	5	
Pol.	Vertical	Fundamental
Peak	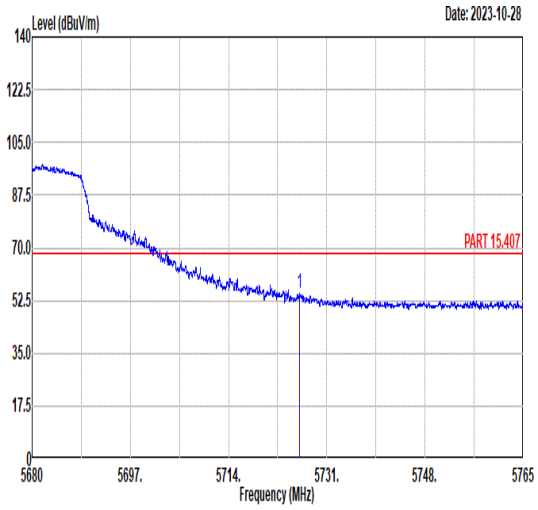 Freq Level Limit Line Margin (dB) Read Level Ant Factor Cable Loss Preamp Factor APos TPos Remark MHz dBuV/m dBuV/m dBuV dB/m dB dB cm deg 1 5726.28 55.14 68.30 -13.16 40.76 35.12 11.65 32.39 100 95 PEAK	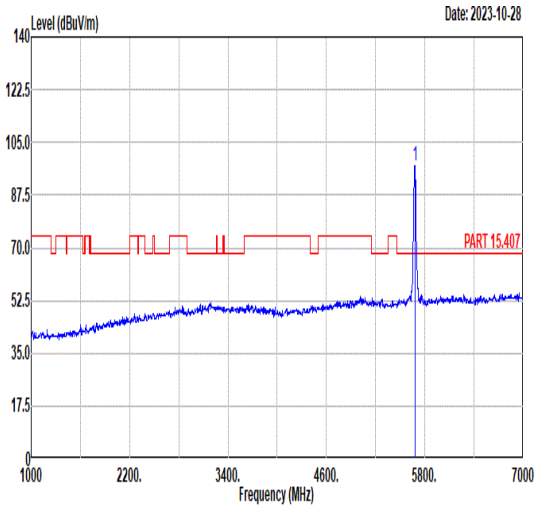 Freq Level Limit Line Margin (dB) Read Level Ant Factor Cable Loss Preamp Factor APos TPos Remark MHz dBuV/m dBuV/m dBuV dB/m dB dB cm deg 1 5680.00 97.20 ------ ------ 82.82 35.05 11.68 32.35 100 95 PEAK
Avg	Blank	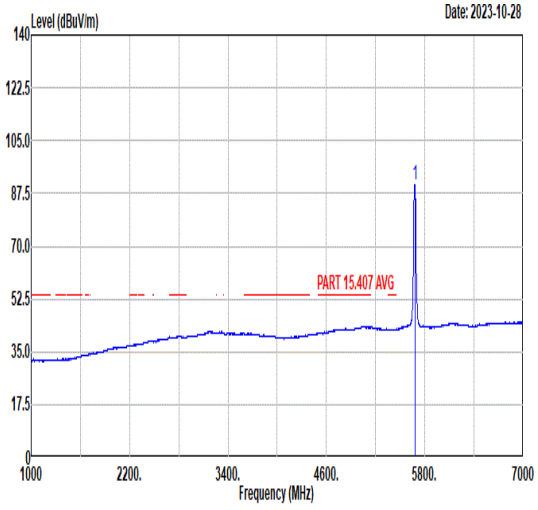 Freq Level Limit Line Margin (dB) Read Level Ant Factor Cable Loss Preamp Factor APos TPos Remark MHz dBuV/m dBuV/m dBuV dB/m dB dB cm deg 1 5680.00 90.59 ------ ------ 76.21 35.05 11.68 32.35 100 95 AVERAGE

For Sample 2:

Mode	47	
Mode	Band Edge	
Mode	U-NII-2C_5.47-5.725_802.11n HT20_CH140_5700MHz	
ANT	5	
Pol.	Horizontal	Fundamental
Peak	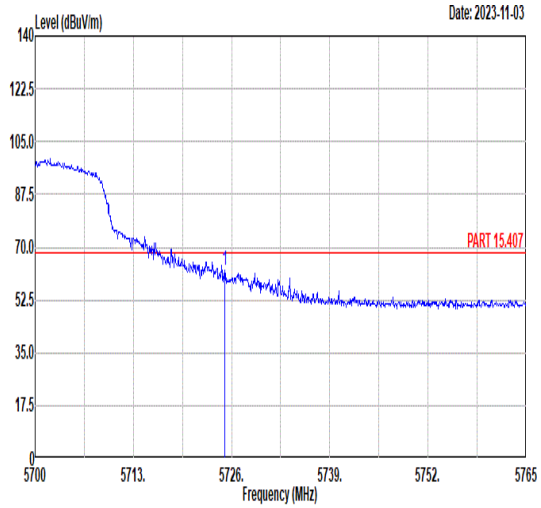 Freq Level Limit Line Margin Read Level Ant Factor Cable Loss Preamp Factor APos TPos Remark MHz dBuV/m dBuV/m dB dBuV dB/m dB dB cm deg 1 5725.09 62.43 68.30 -5.87 48.05 35.12 11.65 32.39 100 18 PEAK	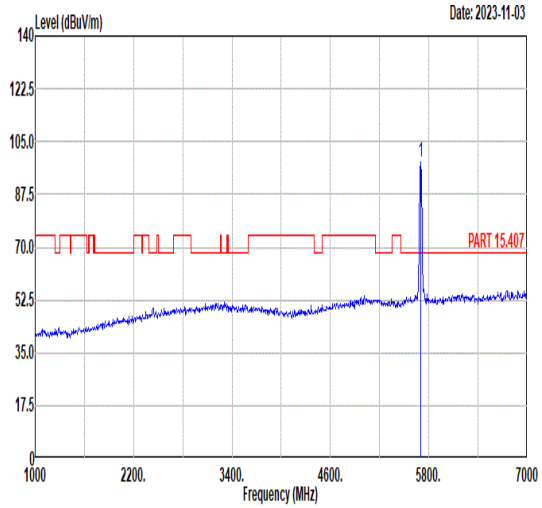 Freq Level Limit Line Margin Read Level Ant Factor Cable Loss Preamp Factor APos TPos Remark MHz dBuV/m dBuV/m dB dBuV dB/m dB dB cm deg 1 5700.00 98.12 ------ ------ 83.73 35.08 11.67 32.36 100 18 PEAK
Avg	Blank	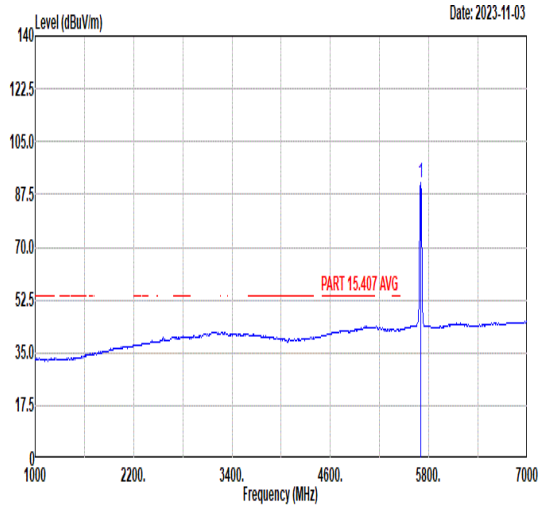 Freq Level Limit Line Margin Read Level Ant Factor Cable Loss Preamp Factor APos TPos Remark MHz dBuV/m dBuV/m dB dBuV dB/m dB dB cm deg 1 5700.00 91.64 ------ ------ 77.25 35.08 11.67 32.36 100 18 AVERAGE

Mode	47	
	Band Edge	
	U-NII-2C_5.47-5.725_802.11n HT20_CH140_5700MHz	
ANT	5	
Pol.	Vertical	Fundamental
Peak	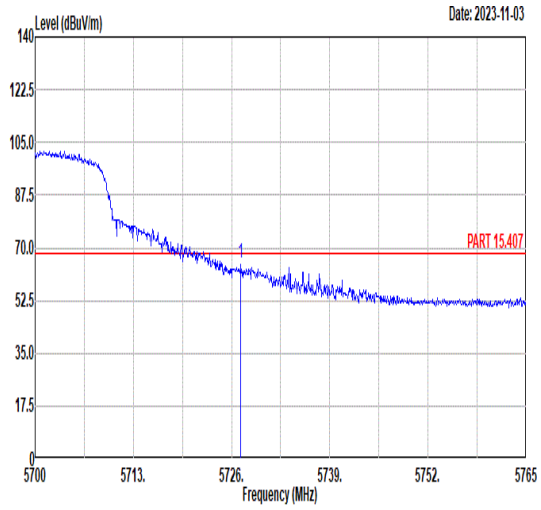 Freq Level Limit Line Margin Read Level Ant Factor Cable Loss Preamp Factor APos TPos Remark MHz dBuV/m dBuV/m dB dBuV dB/m dB dB cm deg 1 5727.24 65.10 68.30 -3.20 50.72 35.12 11.65 32.39 100 59 PEAK	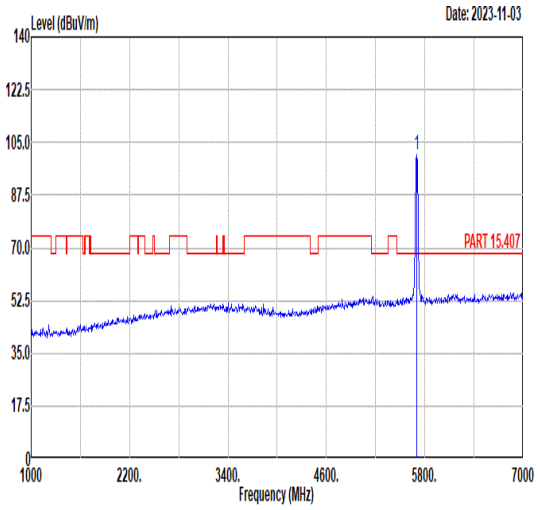 Freq Level Limit Line Margin Read Level Ant Factor Cable Loss Preamp Factor APos TPos Remark MHz dBuV/m dBuV/m dB dBuV dB/m dB dB cm deg 1 5700.00 101.15 ------ ------ 86.77 35.09 11.66 32.37 100 59 PEAK
Avg	Blank	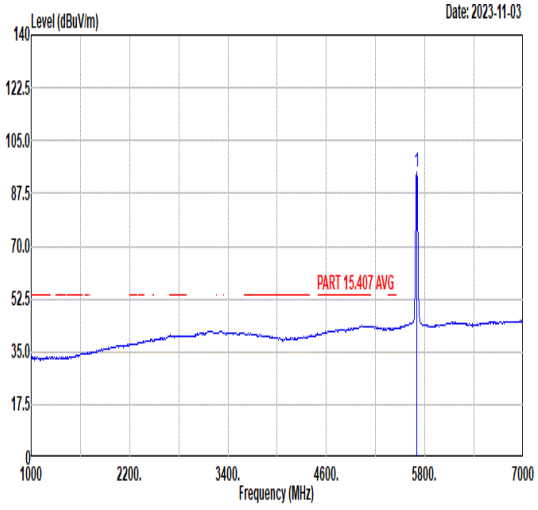 Freq Level Limit Line Margin Read Level Ant Factor Cable Loss Preamp Factor APos TPos Remark MHz dBuV/m dBuV/m dB dBuV dB/m dB dB cm deg 1 5700.00 94.81 ------ ------ 80.42 35.08 11.67 32.36 100 59 AVERAGE

Mode	47	
	Harmonic	
	U-NII-2C_5.47-5.725_802.11n HT20_CH140_5700MHz	
ANT	5	
Pol.	Horizontal	Vertical
Peak Avg	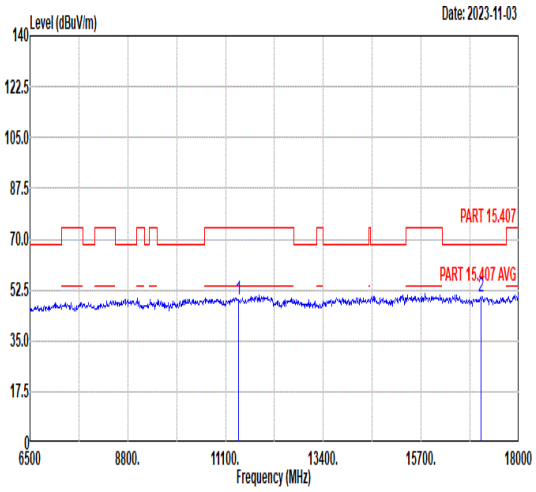 Freq Level Limit Line Margin Read Level Ant Factor Cable Loss Preamp Factor APos TPos Remark MHz dBuV/m dBuV/m dB dBuV dB/m dB dB cm deg 1 11400.00 49.22 74.00 -24.78 47.04 38.12 14.78 50.72 -- -- Peak 2 17100.00 50.06 68.30 -18.24 42.33 42.00 17.53 51.80 -- -- Peak	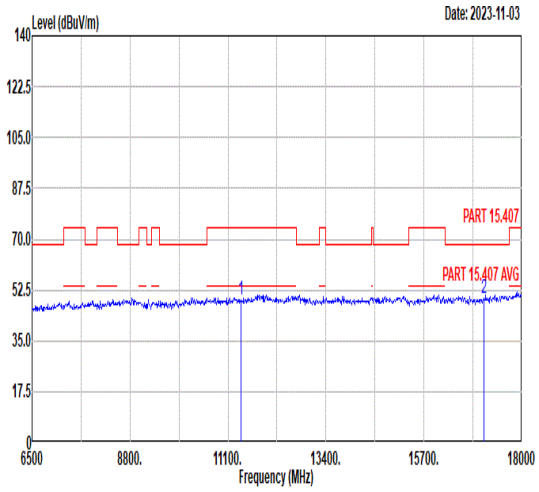 Freq Level Limit Line Margin Read Level Ant Factor Cable Loss Preamp Factor APos TPos Remark MHz dBuV/m dBuV/m dB dBuV dB/m dB dB cm deg 1 11400.00 49.19 74.00 -24.81 47.01 38.12 14.78 50.72 -- -- Peak 2 17100.00 49.76 68.30 -18.54 42.03 42.00 17.53 51.80 -- -- Peak

Mode	48	
	Band Edge - L	
	U-NII-3_5.725-5.85_802.11ac VHT80_CH155_5775MHz	
ANT	5	
Pol.	Horizontal	Fundamental
Peak	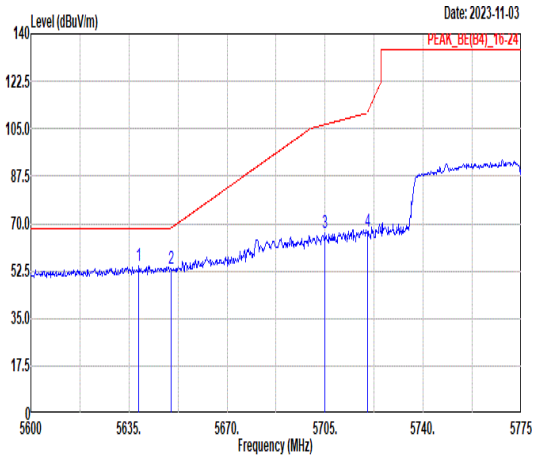 Freq Level Limit Line Margin Read Level Ant Factor Cable Loss Preamp Factor APos TPos Remark MHz dBuV/m dBuV/m dB dBuV dB/m dB dB cm deg 1 5638.50 54.43 68.30 -13.87 40.07 34.99 11.69 32.32 100 42 PEAK 2 5650.05 53.27 68.34 -15.07 38.90 35.01 11.69 32.33 100 42 PEAK 3 5705.00 66.44 106.60 -40.16 52.06 35.09 11.66 32.37 100 42 PEAK 4 5720.05 67.11 110.91 -43.80 52.72 35.11 11.66 32.38 100 42 PEAK	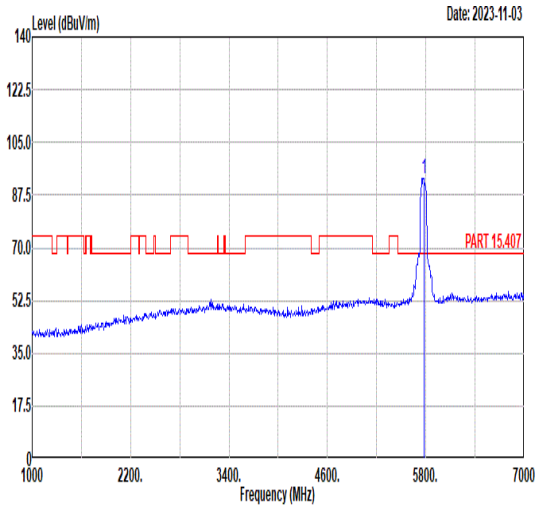 Freq Level Limit Line Margin Read Level Ant Factor Cable Loss Preamp Factor APos TPos Remark MHz dBuV/m dBuV/m dB dBuV dB/m dB dB cm deg 1 5775.00 93.14 ------ ------ 78.75 35.19 11.63 32.43 100 42 PEAK
Avg	Blank	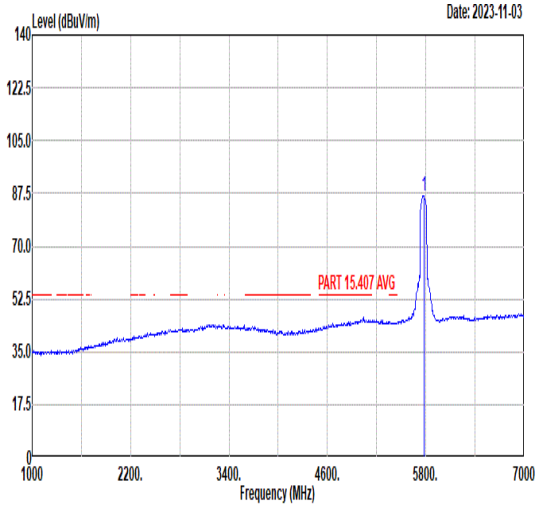 Freq Level Limit Line Margin Read Level Ant Factor Cable Loss Preamp Factor APos TPos Remark MHz dBuV/m dBuV/m dB dBuV dB/m dB dB cm deg 1 5775.00 86.81 ------ ------ 72.42 35.18 11.63 32.42 100 42 AVERAGE

Mode	48	
	Band Edge - R	
	U-NII-3_5.725-5.85_802.11ac VHT80_CH155_5775MHz	
ANT	5	
Pol.	Horizontal	Fundamental
Peak	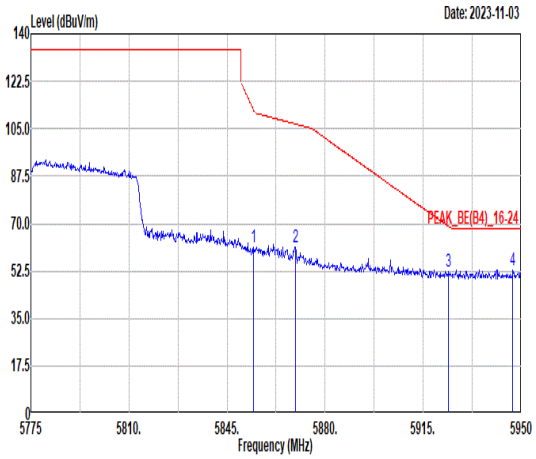 Freq Level Limit Line Margin Read Level Ant Factor Cable Loss Preamp Factor APos TPos Remark MHz dBuV/m dBuV/m dB dBuV dB/m dB dB cm deg 1 5854.45 61.31 112.05 -50.74 46.98 35.30 11.52 32.49 100 42 PEAK 2 5869.50 61.20 106.74 -45.54 46.88 35.32 11.50 32.50 100 42 PEAK 3 5924.10 52.15 68.86 -16.71 37.90 35.39 11.40 32.54 100 42 PEAK 4 5947.03 52.90 68.30 -15.40 38.66 35.43 11.37 32.56 100 42 PEAK	Blank

Mode	48	
	Band Edge - L	
	U-NII-3_5.725-5.85_802.11ac VHT80_CH155_5775MHz	
ANT	5	
Pol.	Vertical	Fundamental
Peak	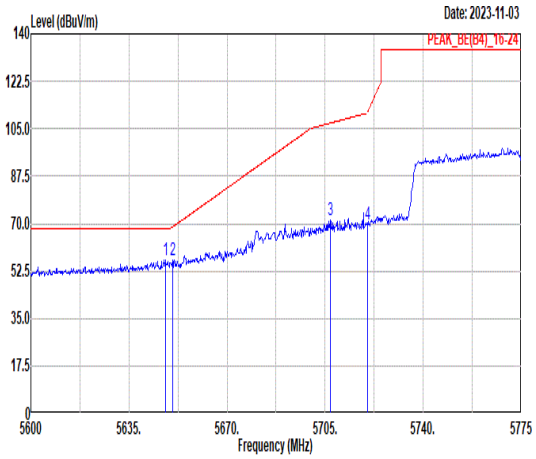 Freq Level Limit Line Margin Read Level Ant Factor Cable Loss Preamp Factor APos TPos Remark 1 5647.95 56.50 68.30 -11.80 42.13 35.01 11.69 32.33 100 54 PEAK 2 5650.58 56.27 68.73 -12.46 41.90 35.01 11.69 32.33 100 54 PEAK 3 5706.75 71.31 107.09 -35.78 56.93 35.09 11.66 32.37 100 54 PEAK 4 5720.05 69.87 110.91 -41.04 55.48 35.11 11.66 32.38 100 54 PEAK	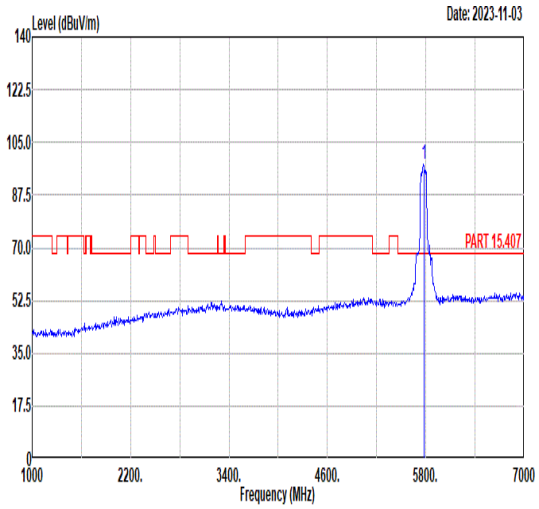 Freq Level Limit Line Margin Read Level Ant Factor Cable Loss Preamp Factor APos TPos Remark 1 5775.00 97.84 ------ ------ 83.45 35.18 11.63 32.42 100 54 PEAK
Avg	Blank	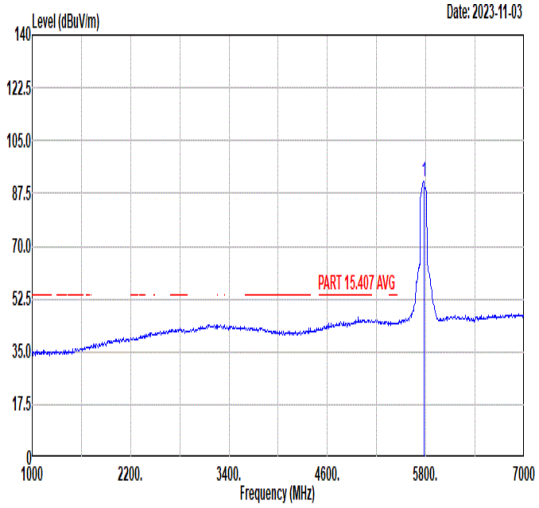 Freq Level Limit Line Margin Read Level Ant Factor Cable Loss Preamp Factor APos TPos Remark 1 5775.00 91.22 ------ ------ 76.83 35.18 11.63 32.42 100 54 AVERAGE

Mode	48	
	Band Edge - R	
	U-NII-3_5.725-5.85_802.11ac VHT80_CH155_5775MHz	
ANT	5	
Pol.	Vertical	Fundamental
Peak	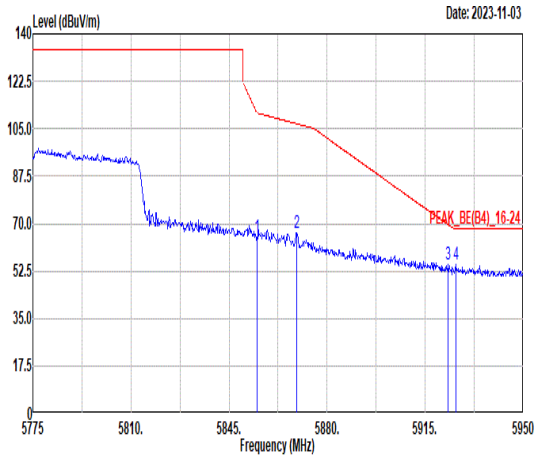 Freq Level Limit Line Margin Read Level Ant Factor Cable Loss Preamp Factor APos TPos Remark MHz dBuV/m dBuV/m dB dBuV dB/m dB dB cm deg 1 5854.98 65.02 110.86 -45.84 50.69 35.30 11.52 32.49 100 54 PEAK 2 5869.15 66.50 106.84 -40.34 52.18 35.32 11.50 32.50 100 54 PEAK 3 5923.23 54.83 69.51 -14.68 40.57 35.39 11.41 32.54 100 54 PEAK 4 5925.85 54.90 68.30 -13.40 40.64 35.40 11.40 32.54 100 54 PEAK	Blank

Mode	48	
	Harmonic	
	U-NII-3_5.725-5.85_802.11ac VHT80_CH155_5775MHz	
ANT	5	
Pol.	Horizontal	Vertical
Peak Avg	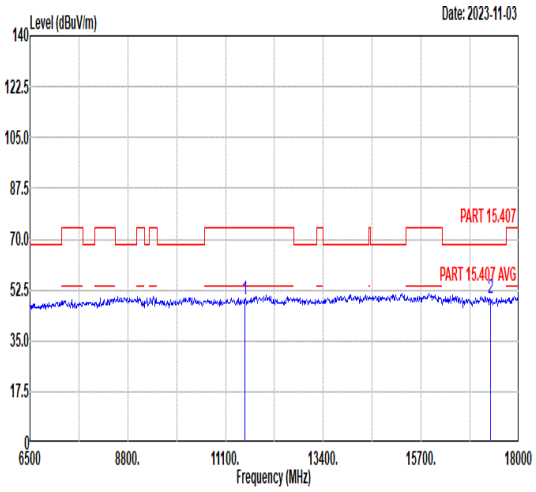 Freq Level Limit Line Margin Read Level Ant Factor Cable Loss Preamp Factor APos TPos Remark MHz dBuV/m dBuV/m dB dBuV dB/m dB dB cm deg 1 11550.00 49.39 74.00 -24.61 46.95 38.24 14.87 50.67 -- -- Peak 2 17325.00 49.50 68.30 -18.80 42.16 41.77 17.59 52.02 -- -- Peak	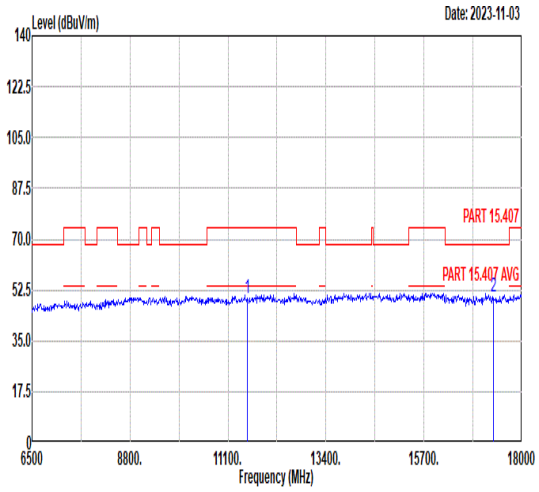 Freq Level Limit Line Margin Read Level Ant Factor Cable Loss Preamp Factor APos TPos Remark MHz dBuV/m dBuV/m dB dBuV dB/m dB dB cm deg 1 11550.00 49.70 74.00 -24.30 47.26 38.24 14.87 50.67 -- -- Peak 2 17325.00 50.01 68.30 -18.29 42.67 41.77 17.59 52.02 -- -- Peak

Appendix D. Duty Cycle Plots

Band	Duty Cycle(%)	T(ms)	1/T(kHz)	VBW Setting
802.11a	96.53	1.39	0.719	1KHz
802.11n HT20	97.01	1.3	0.769	1KHz
802.11n HT40	93.53	0.65	1.538	3KHz
802.11ac VHT80	87.80	0.324	3.086	10KHZ

802.11a

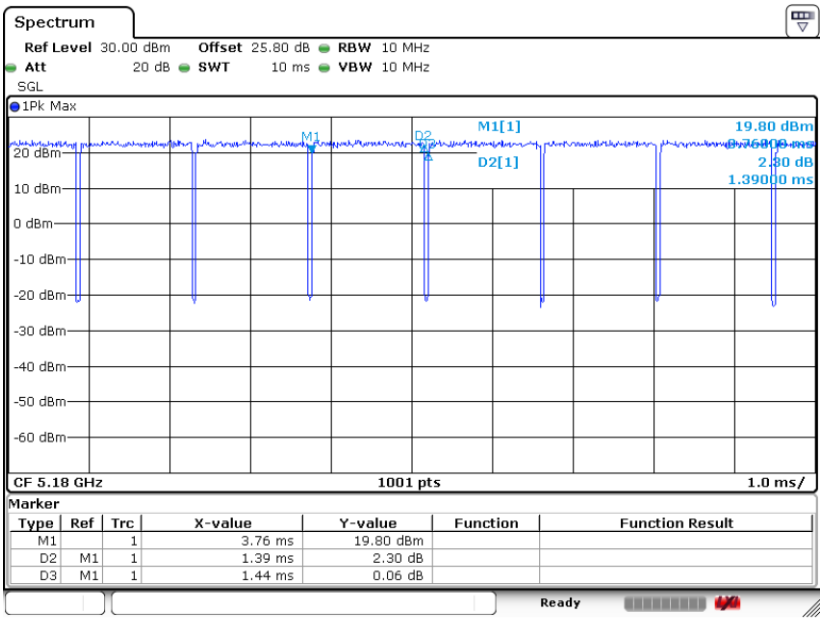

Date: 25.OCT.2023 19:48:42

802.11n HT20

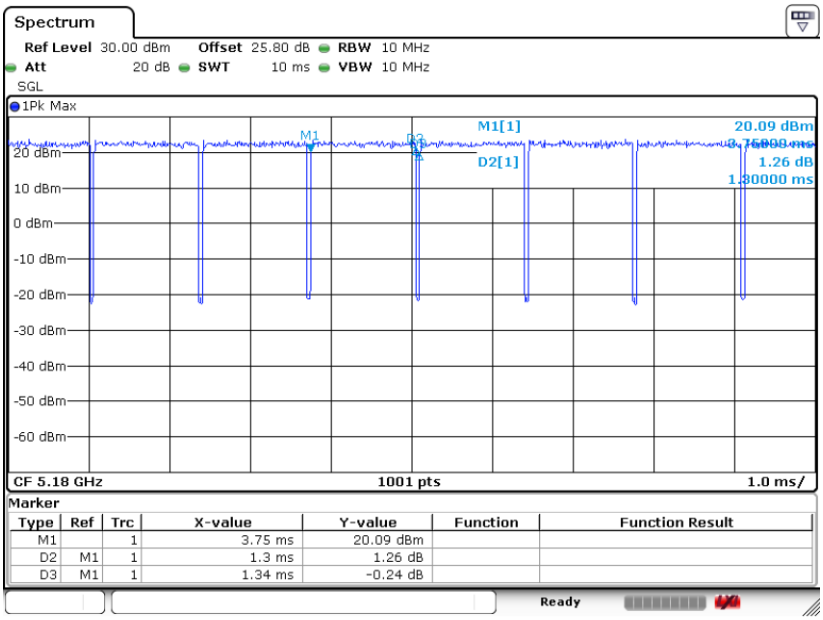

Date: 25.OCT.2023 19:55:21

802.11n HT40

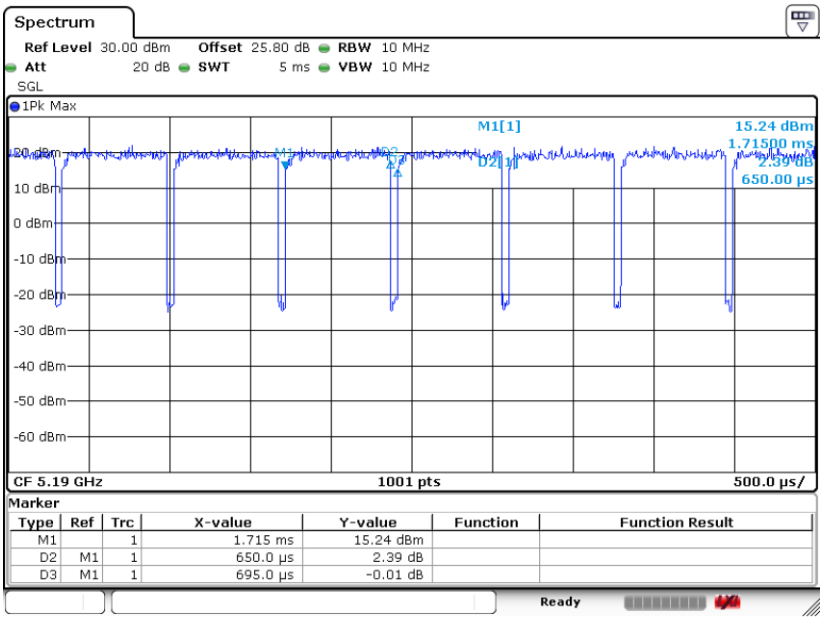

Date: 25.OCT.2023 21:03:13

802.11ac VHT80

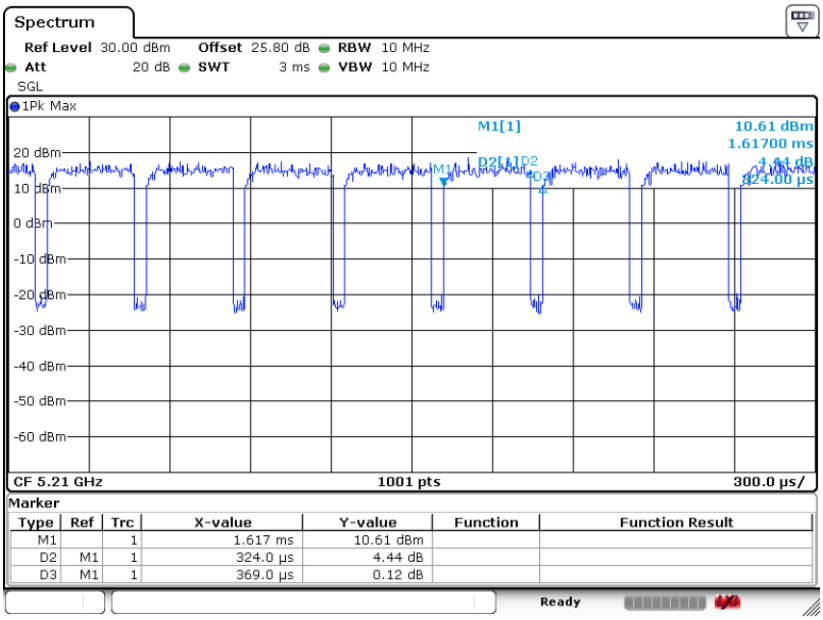

Date: 25.OCT.2023 20:04:59