


TEST SETUP PHOTOGRAPHS

AC Line Conducted Emission




Radiated Emission
Below 30MHz




30MHz~1 GHz





1GHz~18GHz (BT Path 1)




1GHz~18GHz (BT Path 2)





1GHz~18GHz (BT Path 3)



Above 18 GHz(BT Path 1)



Above 18 GHz(BT Path 2)



Above 18 GHz(BT Path 3)

