



FCC Part 96.47 TEST REPORT

FCC ID : IHDT56AE7
Equipment : Mobile Cellular Phone
Brand Name : Motorola
Model Name : XT2205-1/XT2205-2
Applicant : Motorola Mobility LLC
222 W,Merchandise Mart Plaza, Chicago IL 60654 USA
Manufacturer : Motorola Mobility LLC
222 W,Merchandise Mart Plaza, Chicago IL 60654 USA
Standard : FCC Part 96.47
RF Interface : NR n48

The product was received on Apr. 21, 2022 and testing was performed from Apr. 26, 2022 to Apr. 26, 2022. We, Sporton International (USA) Inc., would like to declare that the tested sample has been evaluated in accordance with the test procedures and has been in compliance with the applicable technical standards.

The test results in this report apply exclusively to the tested model / sample. Without written approval from Sporton International (USA) Inc., the test report shall not be reproduced except in full.

Approved by: Neil Kao

Sporton International (USA) Inc.
1175 Montague Expressway, Milpitas, CA 95035



Table of Contents

History of this test report.....	3
Summary of Test Result.....	4
1 General Description	5
1.1 Product Feature of Equipment Under Test.....	5
1.2 Modification of EUT	5
1.3 Testing Laboratory.....	6
1.4 Applicable Standards.....	6
2 Test Configuration of Equipment Under Test	7
2.1 Connection Diagram of Test System.....	7
3 End User Device additional requirement	8
3.1 Test Requirement	8
3.2 Test Procedure	8
3.3 Test Result.....	9
4 List of Measuring Equipment.....	11



History of this test report

Report No.	Version	Description	Issue Date
FG220413002	01	Initial issue of report	May 27, 2022

Summary of Test Result

Report Clause	Ref Std. Clause	Test Items	Result (PASS/FAIL)	Remark
3	96.47	End User Device additional requirement	Pass	-

Conformity Assessment Condition:

The test results (PASS/FAIL) with all measurement uncertainty excluded are presented against the regulation limits or in accordance with the requirements stipulated by the applicant/manufacture who shall bear all the risks of non-compliance that may potentially occur if measurement uncertainty is taken into account.

Comments and Explanations:

The product specifications of the EUT presented in the report are declared by the manufacturer who shall take full responsibility for the authenticity.

1 General Description

1.1 Product Feature of Equipment Under Test

Product Feature	
Equipment	Mobile Cellular Phone
Brand Name	Motorola
Model Name	XT2205-1/XT2205-2
FCC ID	IHDT56AE7
IMEI Code	357910940013807
EUT supports Radios application	GSM/EGPRS/WCDMA/HSPA/LTE/5G NR /NFC/GNSS/WPC/WPT/FM Receiver WLAN 11a/b/g/n HT20/HT40 WLAN 11ac VHT20/VHT40/VHT80 WLAN 11ax HE20/HE40/HE80 Bluetooth BR/EDR/LE
HW Version	DVT2
EUT Stage	Identical Prototype

Remark: The above EUT's information is declared by manufacturer. Please refer to Comments and Explanations in report summary.

Accessory List	
AC Adapter 1	Brand Name : Motorola
	Model Name : MC-301
	Manufacturer : Salom
AC Adapter 2	Brand Name : Motorola
	Model Name : MC-301
	Manufacturer : Acbel
Battery 1	Brand Name : motorola
	Model Name : NF50
USB Cable 1	Brand Name : Saibao
	Model Name : SC18D13215
USB Cable 2	Brand Name : Cabletech
	Model Name : SC18D13216
USB Cable 3	Brand Name : Luxshare
	Model Name : SC18D13217

1.2 Modification of EUT

No modifications are made to the EUT during all test items.



1.3 Testing Laboratory

Test Site	Sporton International (USA) Inc.
Test Site Location	1175 Montague Expressway, Milpitas, CA 95035 TEL : 408 9043300
Test Site No.	Sporton Site No. TH01-CA
Test Engineer	Kaying Xiong
Temperature	17 ~ 20 °C
Relative Humidity	39 ~ 43 %

1.4 Applicable Standards

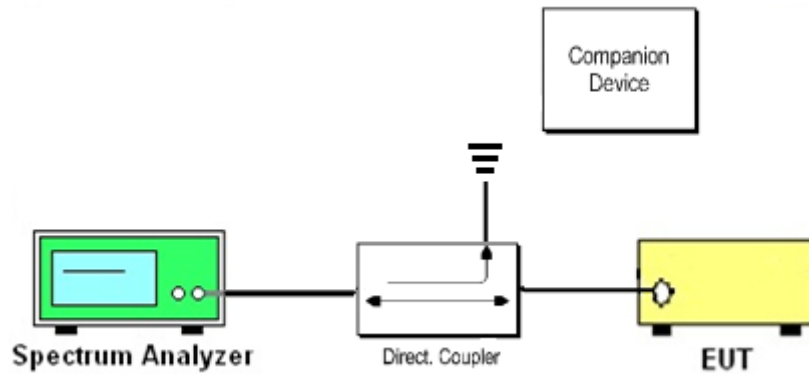
- ♦ FCC Part 96.47
- ♦ FCC KDB 940660 D01 Part 96 CBRS Eqpt v02
- ♦ WINNF-TS-0122-V1.0.2 CBRS CBSD Test Specification

Remark:

1. All test items were verified and recorded according to the standards and without any deviation during the test.
2. The A2LA code is not including all the FCC KDB listed without accreditation.

2 Test Configuration of Equipment Under Test

2.1 Connection Diagram of Test System



The companion device is certified NR CBSD (FCC ID: PIDAS2900)

3 End User Device additional requirement

3.1 Test Requirement

FCC Part 96.47

(a) End User Devices may operate only if they can positively receive and decode an authorization signal transmitted by a CBSD, including the frequencies and power limits for their operation.

(1) An End User Device must discontinue operations, change frequencies, or change its operational power level within 10 seconds of receiving instructions from its associated CBSD.

3.2 Test Procedure

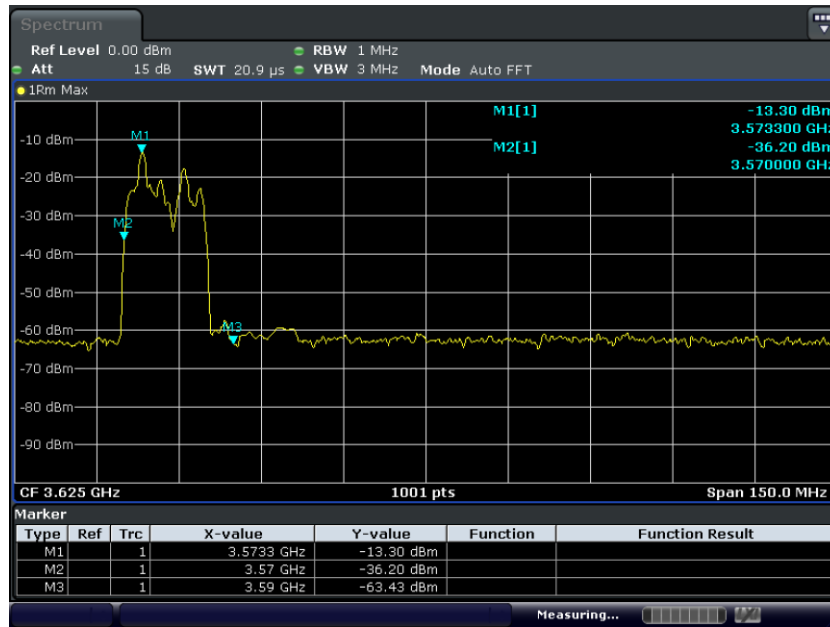
Following procedure can be done by applying WINNF-TS-0122-V1.0.2 CBRS CBSD Test Specification, use the certified Airspan NR CBSD (FCC ID: PIDAS2900) as companion device to show compliance with Part 96.47 requirement for End User Device (EUD):

1. Setup with frequency 3570-3590MHz and power level 34dBm/MHz
2. Enable CBSD service from Airspan ACP management
3. Check EUD Tx Frequency and power
4. Disable CBSD service from Airspan ACP management
 - a. Check EUD stops transmission within 10seconds.
5. Setup with frequency 3670-3690MHz and power level 24dBm/MHz
6. Enable CBSD service from Airspan ACP management
7. Check EUD Tx Frequency and power
8. Disable CBSD service from Airspan ACP management
 - a. Check EUD stops transmission within 10seconds.

3.3 Test Result

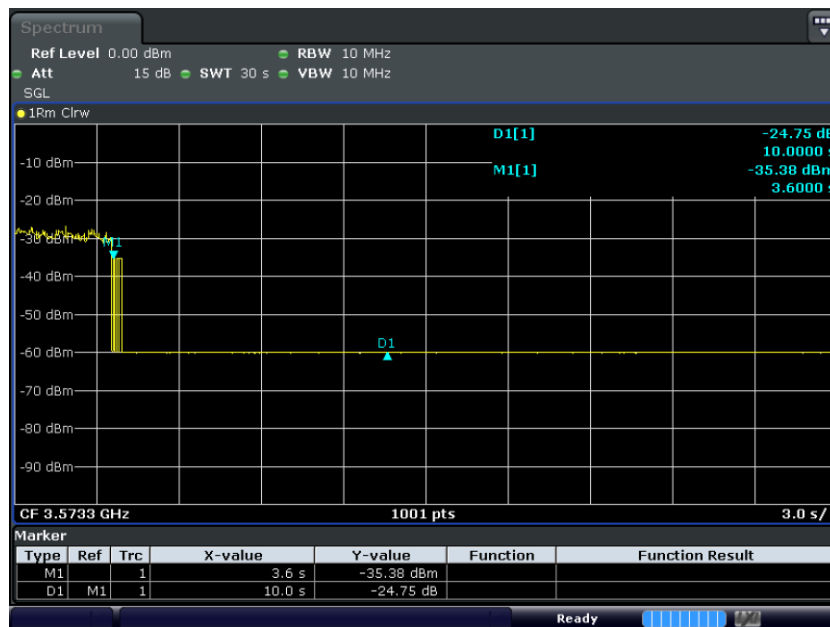
[Step 1] Setup with frequency 3570-3590MHz and power level 34dBm/MHz

[Step 3] Check EUD Tx Frequency and power



Date: 26.APR.2022 17:17:51

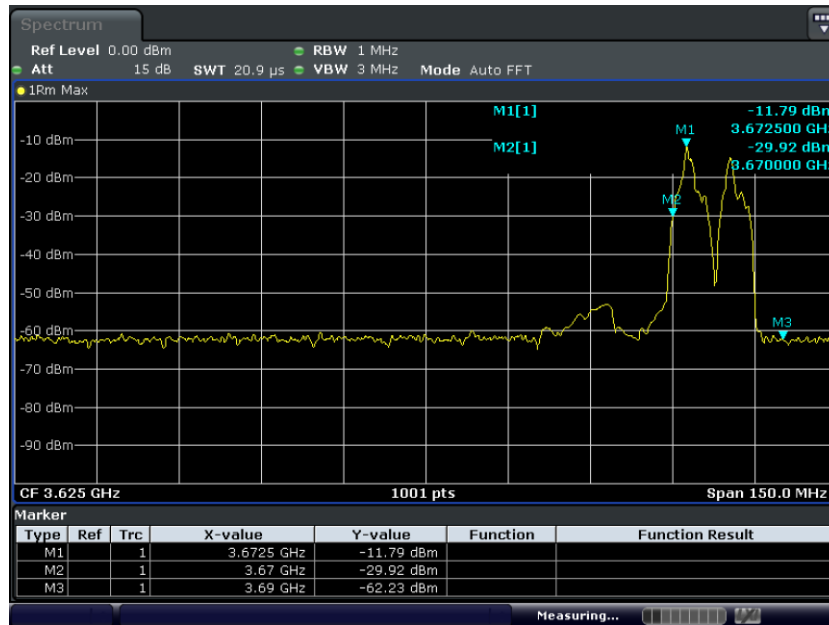
[Step 4.a.] EUD stops transmission within 10 seconds of receiving instructions from its associated CBSD.



Date: 26.APR.2022 17:21:57

[Step 5] Setup with 3670-3690MHz & power level 24dBm/MHz

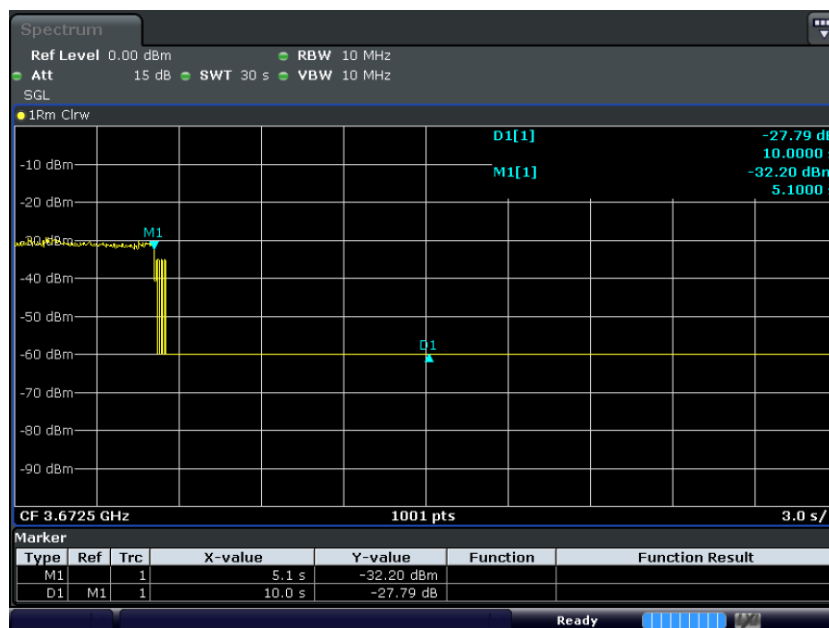
[Step 7] Check EUD Tx Frequency and power



Date: 26.APR.2022 18:04:13

[Step 8.a.] After changing the frequency and power level,

The module (EUT) discontinues operations, change frequencies, or change its operational power level within 10 seconds of receiving instructions from its associated CBSD. Test result is PASS.



Date: 26.APR.2022 18:08:55



4 List of Measuring Equipment

Instrument	Brand Name	Model No.	Serial No.	Characteristics	Calibration Date	Test Date	Due Date	Remark
Spectrum Analyzer	R&S	FSV13	101559	10Hz~13.6GHz	Jun. 02, 2021	Apr. 26, 2022	Jun. 01, 2022	TH01-CA

————THE END————