

Figure 8.7.1 R328E PCB assy (front view)




Figure 8.7.2 R328E integral antenna (for UHF receiving) location




Figure 8.8 R328E PCB assy (back view)



Figure 8.11 CFT-M001 internal (front view)




Figure 8.12 CFT-M001 internal (back view)




Figure 8.15 LF-antenna InF,InR,TG internal (front view)



Figure 8.16 LF-antenna InF,InR,TG internal (back view)




Figure 8.19 LF-antenna Dr,As internal (front view)




Figure 8.20 LF-antenna Dr,As internal (back view)