



PHOTOGRAPHS OF THE TEST CONFIGURATION


E-Field (Charging Mode with Load - Left)




E-Field (Charging Mode with Load - Right)




E-Field (Charging Mode with Load - Top)



E-Field (Charging Mode with Load - Bottom)




E-Field (Charging Mode with Load - Z-axis)




E-Field (Charging Mode with Load with 3mm airgap - Left)




E-Field (Charging Mode with Load with 3mm airgap - Right)




E-Field (Charging Mode with Load with 3mm airgap - Top)



E-Field (Charging Mode with Load with 3mm airgap - Bottom)



E-Field (Charging Mode with Load with 3mm airgap - Z-axis)



E-Field (Standby Mode - Left)




E-Field (Standby Mode - Right)



E-Field (Standby Mode - Top)




E-Field (Standby Mode - Bottom)




E-Field (Standby Mode - Z-axis)




H-Field (Charging Mode with Load - Left)



H-Field (Charging Mode with Load - Right)




H-Field (Charging Mode with Load - Top)




H-Field (Charging Mode with Load - Bottom)




H-Field (Charging Mode with Load - Z-axis)




H-Field (Charging Mode with Load with 3mm airgap - Left)




H-Field (Charging Mode with Load with 3mm airgap - Right)




H-Field (Charging Mode with Load with 3mm airgap - Top)




H-Field (Charging Mode with Load with 3mm airgap - Bottom)



H-Field (Charging Mode with Load with 3mm airgap - Z-axis)




H-Field (Standby Mode - Left)




H-Field (Standby Mode - Right)



H-Field (Standby Mode - Top)



H-Field (Standby Mode - Bottom)



H-Field (Standby Mode - Z-axis)

