


SETUP PHOTOGRAPHS

This document contains 8 photographs


Photograph No.1
Setup for spurious emission field strength measurements in the anechoic chamber below 30 MHz



Photograph No.2
Setup for spurious emission field strength measurements in the anechoic chamber
in 30 – 1000 MHz range




Photograph No.3
Setup for spurious emission field strength measurements in the anechoic chamber
in 30 – 1000 MHz range, EUT close view



Photograph No.4
Setup for spurious emission field strength measurements in the anechoic chamber above 1 GHz



Photograph No.5
Setup for carrier and spurious emission field strength measurements above 1 GHz,
EUT close view



Photograph No.6
Setup for fundamental frequencies and spurious emission field strength measurements at the OATS
in 30 – 1000 MHz range



Photograph No.7
Setup for fundamental frequencies and spurious emission field strength measurements at the OATS
in 30 – 1000 MHz range



Photograph No.8
Setup for conducted emission measurements on AC power lines

