
FCC Test Report

Report No.: AGC11034230802FR02

FCC ID : 2AYHE-2306B

APPLICATION PURPOSE : Original Equipment

PRODUCT DESIGNATION : IP Camera

BRAND NAME : Reolink

MODEL NAME : RLC-810WA, B800W, B8M10WA

APPLICANT : Reolink Innovation Limited

DATE OF ISSUE : Sep. 14, 2023

STANDARD(S) : FCC Part 15 Subpart E §15.407

REPORT VERSION : V1.0

Attestation of Global Compliance (Shenzhen) Co., Ltd



Any report having not been signed by authorized approver, or having been altered without authorization, or having not been stamped by the "Dedicated Testing/Inspection Stamp" is deemed to be invalid. Copying or excerpting portion of, or altering the content of the report is not permitted without the written authorization of AGC. The test results presented in the report apply only to the tested sample. Any objections to report issued by AGC should be submitted to AGC within 15days after the issuance of the test report. Further enquiry of validity or verification of the test report should be addressed to AGC by agc01@agccert.com.

Attestation of Global Compliance(Shenzhen)Co., Ltd
Attestation of Global Compliance(Shenzhen)Std & Tech Co., Ltd
Tel: +86-755 2523 4088 E-mail: agc@agccert.com Web: <http://www.agccert.com/>



Report Revise Record

Report Version	Revise Time	Issued Date	Valid Version	Notes
V1.0	/	Sep. 14, 2023	Valid	Initial Release

Any report having not been signed by authorized approver, or having been altered without authorization, or having not been stamped by the “Dedicated Testing/Inspection Stamp” is deemed to be invalid. Copying or excerpting portion of, or altering the content of the report is not permitted without the written authorization of AGC. The test results presented in the report apply only to the tested sample. Any objections to report issued by AGC should be submitted to AGC within 15days after the issuance of the test report. Further enquiry of validity or verification of the test report should be addressed to AGC by agc01@agccert.com.

Attestation of Global Compliance(Shenzhen)Co., Ltd
Attestation of Global Compliance(Shenzhen)Std & Tech Co., Ltd
Tel: +86-755 2523 4088 E-mail: agc@agccert.com Web: <http://www.agccert.com/>

Table of Contents

1. General Information	5
2. Product Information	6
2.1 Product Technical Description	6
2.2 Table of Carrier Frequency	7
2.3 IEEE 802.11n Modulation Scheme	10
2.4 IEEE 802.11AX Modulation Scheme	11
2.5 Related Submittal(S) / Grant (S)	13
2.6 Test Methodology	13
2.7 Special Accessories	13
2.8 Equipment Modifications	13
2.9 Antenna Requirement	13
2.10 Description of Available Antennas	14
2.11 Description of Test Software	15
3. Test Environment	17
3.1 Address of The Test Laboratory	17
3.2 Test Facility	17
3.3 Environmental Conditions	18
3.4 Measurement Uncertainty	18
3.5 List of Equipment Used	19
4. System Test Configuration	21
4.1 EUT Configuration	21
4.2 EUT Exercise	21
4.3 Configuration of Tested System	21
4.4 Equipment Used in Tested System	21
4.5 Summary of Test Results	22
5. Description of Test Modes	23
6. Duty Cycle Measurement	26
7. RF Output Power Measurement	34
7.1 Provisions Applicable	34
7.2 Measurement Procedure	34
7.3 Measurement Setup (Block Diagram of Configuration)	35
7.4 Measurement Result	35
8. 6DB&26DB Bandwidth Measurement	47
8.1 Provisions Applicable	47
8.2 Measurement Procedure	47

Any report having not been signed by authorized approver, or having been altered without authorization, or having not been stamped by the "Dedicated Testing/Inspection Stamp" is deemed to be invalid. Copying or excerpting portion of, or altering the content of the report is not permitted without the written authorization of AGC. The test results presented in the report apply only to the tested sample. Any objections to report issued by AGC should be submitted to AGC within 15days after the issuance of the test report. Further enquiry of validity or verification of the test report should be addressed to AGC by agc01@agccert.com.

8.3 Measurement Setup (Block Diagram of Configuration)	47
8.4 Measurement Results	48
9. Power Spectral Density Measurement.....	161
9.1 Provisions Applicable	161
9.2 Measurement Procedure.....	161
9.3 Measurement Setup (Block Diagram of Configuration)	161
9.4 Measurement Result	162
10. Conducted Band Edge and Out-of-Band Emissions.....	259
10.1 Provisions Applicable	259
10.2 Measurement Procedure.....	259
10.3 Measurement Setup (Block Diagram of Configuration)	259
10.4 Measurement Results	260
11. Radiated Spurious Emission	395
11.1 Measurement Limit	395
11.2 Measurement Procedure	396
11.3 Measurement Setup (Block Diagram of Configuration)	398
11.4 Measurement Result	399
12. AC Power Line Conducted Emission Test.....	438
12.1 Measurement limit.....	438
12.2 Block Diagram of Line Conducted Emission Test.....	438
12.3 Preliminary Procedure of Line Conducted Emission Test.....	439
12.4 Final Procedure of Line Conducted Emission Test.....	439
12.5 Test Result of Line Conducted Emission Test.....	439
Appendix I: Photographs of Test Setup.....	442
Appendix II: Photographs of EUT.....	442

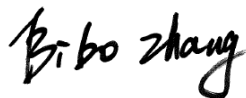
Any report having not been signed by authorized approver, or having been altered without authorization, or having not been stamped by the “Dedicated Testing/Inspection Stamp” is deemed to be invalid. Copying or excerpting portion of, or altering the content of the report is not permitted without the written authorization of AGC. The test results presented in the report apply only to the tested sample. Any objections to report issued by AGC should be submitted to AGC within 15days after the issuance of the test report. Further enquiry of validity or verification of the test report should be addressed to AGC by agc01@agccert.com.

1. General Information

Applicant	Reolink Innovation Limited
Address	FLAT/RM 705 7/F FA YUEN COMMERCIAL BUILDING 75-77 FA YUEN STREET MONG KOK KL HONG KONG
Manufacturer	Reolink Innovation Limited
Address	FLAT/RM 705 7/F FA YUEN COMMERCIAL BUILDING 75-77 FA YUEN STREET MONG KOK KL HONG KONG
Factory	Shenzhen Reolink Technology Co., Ltd
Address	2-4th Floor, Building 2, Yuanling Industrial Park, ShangWu, Shiyan Street, Bao' an District, Shenzhen, China
Product Designation	IP Camera
Brand Name	Reolink
Test Model	RLC-810WA
Series Model(s)	B800W, B8M10WA
Difference Description	All the series models are the same as the test model except for the model names.
Date of receipt of test item	Aug. 08, 2023
Date of Test	Aug. 10, 2023~ Sep. 14, 2023
Deviation from Standard	No any deviation from the test method
Condition of Test Sample	Normal
Test Result	Pass
Test Report Form No	AGCER-FCC-5G WLAN-V1

Note: The test results of this report relate only to the tested sample identified in this report.

Prepared By



Bibo Zhang
(Project Engineer)

Sep. 15, 2023

Reviewed By



Calvin Liu
(Reviewer)

Sep. 15, 2023

Approved By



Max Zhang
Authorized Officer

Sep. 15, 2023

Any report having not been signed by authorized approver, or having been altered without authorization, or having not been stamped by the "Dedicated Testing/Inspection Stamp" is deemed to be invalid. Copying or excerpting portion of, or altering the content of the report is not permitted without the written authorization of AGC. The test results presented in the report apply only to the tested sample. Any objections to report issued by AGC should be submitted to AGC within 15days after the issuance of the test report. Further enquiry of validity or verification of the test report should be addressed to AGC by agc01@agccert.com.

Attestation of Global Compliance(Shenzhen)Co., Ltd

Attestation of Global Compliance(Shenzhen)Std & Tech Co., Ltd

Tel: +86-755 2523 4088 E-mail: agc@agccert.com Web: http://www.agccert.com/

2. Product Information

2.1 Product Technical Description

Equipment Type	<input type="checkbox"/> Outdoor access points <input type="checkbox"/> Fixed P2P access points	<input type="checkbox"/> Indoor access points <input checked="" type="checkbox"/> Client devices
Operation Frequency	<input checked="" type="checkbox"/> U-NII 1:5150MHz~5250MHz <input checked="" type="checkbox"/> U-NII 2C:5470MHz~5725MHz	<input checked="" type="checkbox"/> U-NII 2A: 5250MHz~5350MHz <input checked="" type="checkbox"/> U-NII 3: 5725MHz~5850MHz
DFS Design Type	<input type="checkbox"/> Master <input type="checkbox"/> Slave with radar detection <input checked="" type="checkbox"/> Slave without radar detection	
TPC Function	<input type="checkbox"/> Yes <input checked="" type="checkbox"/> No	
Hardware Version	M38C01-V100	
Software Version	2577_23081100	
Test Frequency Range	For 802.11a/n-HT20/ac-VHT20/ax-HE20: 5180~5240MHz, 5260~5320MHz, 5500~5720MHz, 5745~5825MHz For 802.11n-HT40/ac-VHT40/ax-HE40: 5190~5230MHz, 5270~5310MHz, 5510~5710MHz, 5755~5795MHz For 802.11ac-VHT80/ax-HE80: 5210MHz, 5290MHz, 5530~5690MHz, 5775MHz	
RF Output Power	IEEE 802.11a(HT20):11.29dBm; IEEE 802.11n(HT20):10.30dBm; IEEE802.11n(HT40):10.24dBm; IEEE 802.11ac(VHT20):10.29dBm; IEEE802.11ac(VHT40):10.28dBm; IEEE802.11ac(VHT80):10.09dBm; IEEE802.11ax(HE20):10.33dBm; IEEE802.11ax(HE40):10.29dBm; IEEE802.11ax(HE80):10.22dBm	
RF Output Power_MIMO	IEEE 802.11nHT(20):13.04dBm;IEEE802.11n(HT40):12.93dBm IEEE 802.11ac(VHT20):12.90dBm; IEEE802.11ac(VHT40):12.89dBm; IEEE802.11ac(VHT80):12.72dBm;IEEE802.11ax(HE20):12.90dBm; IEEE802.11ax(HE40):12.98dBm;IEEE802.11ax(HE80):12.95dBm	
Modulation	802.11a/n:(64-QAM, 16-QAM, QPSK, BPSK) OFDM 802.11ac :(256-QAM, 64-QAM, 16-QAM, QPSK, BPSK) OFDM 802.11ax :(1024-QAM,256-QAM, 64-QAM, 16-QAM, QPSK, BPSK) OFDMA	
Data Rate	802.11a:6/9/12/18/24/36/48/54Mbps; 802.11n:up to 300Mbps; 802.11ac:up to 866.6Mbps; 802.11ax:up to 1201Mbps	
Number of channels	7 channels of U-NII-1 Band 7 channels of U- NII-2A Band 18 channels of U-NII-2C Band 8 channels of U- NII 3 Band	
Antenna Designation	Refer to Chapter 2.8 of the report. (Comply with requirements of the FCC part 15.203)	
Antenna Gain	Refer to Chapter 2.8 of the report.	
Power Supply	DC 12V	

Stamp" is deemed to be invalid. Copying or excerpting portion of, or altering the content of the report is not permitted without the written authorization of AGC. The test results presented in the report apply only to the tested sample. Any objections to report issued by AGC should be submitted to AGC within 15days after the issuance of the test report. Further enquiry of validity or verification of the test report should be addressed to AGC by agc01@agccert.com.

2.2 Table of Carrier Frequency

For 5180~5240MHz:

4 channels are provided for 802.11a, 802.11n (HT20), 802.11ac (VHT20), 802.11ax (HE20):

Channel	Frequency	Channel	Frequency
36	5180 MHz	44	5220 MHz
40	5200 MHz	48	5240 MHz

2 channels are provided for 802.11n (HT40), 802.11ac (VHT40), 802.11ax (HE40):

Channel	Frequency	Channel	Frequency
38	5190 MHz	46	5230 MHz

1 channel is provided for 802.11ac (VHT80), 802.11ax (VHT80):

Channel	Frequency	Channel	Frequency
42	5210 MHz	--	--

For 5260~5320MHz:

5 channels are provided for 802.11a, 802.11n (HT20), 802.11ac (VHT20) , 802.11ax (HE20):

Channel	Frequency	Channel	Frequency
52	5260 MHz	60	5300 MHz
56	5280 MHz	64	5320 MHz

2 channels are provided for 802.11n (HT40), 802.11ac (VHT40) , 802.11ax (HE40):

Channel	Frequency	Channel	Frequency
54	5270 MHz	62	5310 MHz

1 channel is provided for 802.11ac (VHT80), 802.11ax (HE80):

Channel	Frequency	Channel	Frequency
58	5290 MHz	--	--

For 5500~5720MHz:

11 channels are provided for 802.11a, 802.11n (HT20), 802.11ac (VHT20), 802.11ax (HE20):

Channel	Frequency	Channel	Frequency
100	5500 MHz	124	5620 MHz
104	5520 MHz	128	5640 MHz
108	5540 MHz	132	5660 MHz
112	5560 MHz	136	5680 MHz
116	5580 MHz	140	5700 MHz
120	5600 MHz	--	--

5 channels are provided for 802.11n (HT40), 802.11ac (VHT40), 802.11ax (HE40):

Channel	Frequency	Channel	Frequency
102	5510 MHz	126	5630 MHz
110	5550 MHz	134	5670 MHz
118	5590 MHz	--	--

2 channel is provided for 802.11ac (VHT80), 802.11ax (HE80):

Channel	Frequency	Channel	Frequency
106	5530 MHz	122	5610 MHz

Any report having not been signed by authorized approver, or having been altered without authorization, or having not been stamped by the "Dedicated Testing/Inspection Stamp" is deemed to be invalid. Copying or excerpting portion of, or altering the content of the report is not permitted without the written authorization of AGC. The test results presented in the report apply only to the tested sample. Any objections to report issued by AGC should be submitted to AGC within 15days after the issuance of the test report. Further enquiry of validity or verification of the test report should be addressed to AGC by agc01@agccert.com.

For 5745~5825MHz:

5 channels are provided for 802.11a, 802.11n (HT20), 802.11ac (VHT20) , 802.11ax (HE20):

Channel	Frequency	Channel	Frequency
149	5745 MHz	161	5805 MHz
153	5765 MHz	165	5825 MHz
157	5785 MHz	--	--

2 channels are provided for 802.11n (HT40), 802.11ac (VHT40), 802.11ax (HE40):

Channel	Frequency	Channel	Frequency
151	5755 MHz	159	5795 MHz

1 channel is provided for 802.11ac (VHT80), 802.11ax (HE80):

Channel	Frequency	Channel	Frequency
155	5775 MHz	--	--

Any report having not been signed by authorized approver, or having been altered without authorization, or having not been stamped by the "Dedicated Testing/Inspection Stamp" is deemed to be invalid. Copying or excerpting portion of, or altering the content of the report is not permitted without the written authorization of AGC. The test results presented in the report apply only to the tested sample. Any objections to report issued by AGC should be submitted to AGC within 15days after the issuance of the test report. Further enquiry of validity or verification of the test report should be addressed to AGC by agc01@agccert.com.

2.3 IEEE 802.11n Modulation Scheme

MCS Index	N _{ss}	Modulation	R	N _{BPSC}	N _{CBPS}		N _{DBPS}		Data rate (Mbps)	
									800nsGI	
					20MHz	40MHz	20MHz	40MHz	20MHz	40MHz
0	1	BPSK	1/2	1	52	108	26	54	6.5	13.5
1	1	QPSK	1/2	2	104	216	52	108	13.0	27.0
2	1	QPSK	3/4	2	104	216	78	162	19.5	40.5
3	1	16-QAM	1/2	4	208	432	104	216	26.0	54.0
4	1	16-QAM	3/4	4	208	432	156	324	39.0	81.0
5	1	64-QAM	2/3	6	312	648	208	432	52.0	108.0
6	1	64-QAM	3/4	6	312	648	234	489	58.5	121.5
7	1	64-QAM	5/6	6	312	648	260	540	65.0	135.0

Symbol	Explanation
NSS	Number of spatial streams
R	Code rate
NBPSC	Number of coded bits per single carrier
NCBPS	Number of coded bits per symbol
NDBPS	Number of data bits per symbol
GI	Guard interval

Any report having not been signed by authorized approver, or having been altered without authorization, or having not been stamped by the "Dedicated Testing/Inspection Stamp" is deemed to be invalid. Copying or excerpting portion of, or altering the content of the report is not permitted without the written authorization of AGC. The test results presented in the report apply only to the tested sample. Any objections to report issued by AGC should be submitted to AGC within 15days after the issuance of the test report. Further enquiry of validity or verification of the test report should be addressed to AGC by agc01@agccert.com.

2.4 IEEE 802.11AX Modulation Scheme

HE-MCSs for 242-tone RU, $N_{SS}=1$

HE-MCS Index	DCM	Modulation	R	N _{BPSCS}	N _{SD}	N _{CBPS}	N _{DBPS}	Data rate (Mb/s)		
								0.8μsGI	1.6μsGI	3.2μsGI
0	1	BPSK	1/2	1	117	117	58	4.3	4.0	3.6
	0		1/2		234	234	117	8.6	8.1	7.3
1	1	QPSK	1/2	2	117	234	117	8.6	8.1	7.3
	0		1/2		234	468	234	17.2	16.3	14.6
2	N/A		3/4		234	468	351	25.8	24.4	21.9
3	1	16-QAM	1/2	4	117	468	234	17.2	16.3	14.6
	0		1/2		234	936	468	34.4	32.5	29.3
4	1		3/4		117	468	351	25.8	24.4	21.9
	0		3/4		234	936	702	51.6	48.8	43.9
5	N/A	64-QAM	2/3	6	234	1404	936	68.8	65.0	58.5
6			3/4				1053	77.4	73.1	65.8
7			5/6				1170	86.0	81.3	73.1
8		256-QAM	3/4	8		1872	1404	103.2	97.5	87.8
9			5/6				1560	114.7	108.3	97.5
10		1024-QAM	3/4	10		2340	1755	129.0	121.9	109.7
11			5/6				1950	143.4	135.4	121.9

Symbol	Explanation
NSS	Number of spatial streams
R	Code rate
NBPSC	Number of coded bits per single carrier
NCBPS	Number of coded bits per symbol
NDBPS	Number of data bits per symbol
GI	Guard interval

Any report having not been signed by authorized approver, or having been altered without authorization, or having not been stamped by the "Dedicated Testing/Inspection Stamp" is deemed to be invalid. Copying or excerpting portion of, or altering the content of the report is not permitted without the written authorization of AGC. The test results presented in the report apply only to the tested sample. Any objections to report issued by AGC should be submitted to AGC within 15days after the issuance of the test report. Further enquiry of validity or verification of the test report should be addressed to AGC by agc01@agccert.com.

HE-MCSs for 484-tone RU, $N_{SS}=1$

HE-MCS Index	DCM	Modulation	R	N _{BPSCS}	N _{SD}	N _{CBPS}	N _{DBPS}	Data rate (Mb/s)		
								0.8μsGI	1.6μsGI	3.2μsGI
0	1	BPSK	1/2	1	234	234	117	8.6	8.1	7.3
	0		1/2		468	468	234	17.2	16.3	14.6
1	1	QPSK	1/2	2	234	468	234	17.2	16.3	14.6
	0		1/2		468	936	468	34.4	32.5	29.3
2	N/A		3/4		468	936	702	51.6	48.8	43.9
3	1	16-QAM	1/2	4	234	936	468	34.4	32.5	29.3
	0		1/2		468	1872	936	68.8	65.0	58.5
4	1	16-QAM	3/4	4	234	936	702	51.6	48.8	43.9
	0		3/4		468	1872	1404	103.2	97.5	87.8
5	N/A	64-QAM	2/3	6	468	2808	1872	137.6	130.0	117.0
6			3/4				2106	154.9	146.3	131.6
7			5/6				2340	172.1	162.5	146.3
8		256-QAM	3/4	8		3744	2808	206.5	195.0	175.5
9			5/6				3120	229.4	216.7	195.0
10		1024-QAM	3/4	10		4680	3510	258.1	243.8	219.4
11			5/6				3900	286.8	270.8	243.8

Symbol	Explanation
NSS	Number of spatial streams
R	Code rate
NBPSC	Number of coded bits per single carrier
NCBPS	Number of coded bits per symbol
NDBPS	Number of data bits per symbol
GI	Guard interval

Any report having not been signed by authorized approver, or having been altered without authorization, or having not been stamped by the "Dedicated Testing/Inspection Stamp" is deemed to be invalid. Copying or excerpting portion of, or altering the content of the report is not permitted without the written authorization of AGC. The test results presented in the report apply only to the tested sample. Any objections to report issued by AGC should be submitted to AGC within 15days after the issuance of the test report. Further enquiry of validity or verification of the test report should be addressed to AGC by agc01@agccert.com.

2.5 Related Submittal(S) / Grant (S)

This submittal(s) (test report) is intended for **FCC ID: 2AYHE-2306B** filing to comply with the FCC Part 15 requirements.

2.6 Test Methodology

No.	Identity	Document Title
1	FCC 47 CFR Part 2	Frequency allocations and radio treaty matters; general rules and regulations
2	FCC 47 CFR Part 15	Radio Frequency Devices
3	ANSI C63.10-2013	American National Standard for Testing Unlicensed Wireless Devices
4	KDB 662911	662911 D01 Multiple Transmitter Output v02r01
5	KDB 789033	789033 D02 General U-NII Test Procedures New Rules v02r01

2.7 Special Accessories

Refer to section 4.4.

2.8 Equipment Modifications

Not available for this EUT intended for grant.

2.9 Antenna Requirement

Standard Requirement
<p>15.203 requirement: An intentional radiator shall be designed to ensure that no antenna other than that furnished by the responsible party shall be used with the device. The use of a permanently attached antenna or of an antenna that uses a unique coupling to the intentional radiator, the manufacturer may design the unit so that a broken antenna can be replaced by the user, but the use of a standard antenna jack or electrical connector is prohibited.</p>
<p>EUT Antenna: The non-detachable antenna inside the device cannot be replaced by the user at will. The gain of the antenna refer to Section 2.10 of the report</p>

Any report having not been signed by authorized approver, or having been altered without authorization, or having not been stamped by the "Dedicated Testing/Inspection Stamp" is deemed to be invalid. Copying or excerpting portion of, or altering the content of the report is not permitted without the written authorization of AGC. The test results presented in the report apply only to the tested sample. Any objections to report issued by AGC should be submitted to AGC within 15days after the issuance of the test report. Further enquiry of validity or verification of the test report should be addressed to AGC by agc01@agccert.com.

Attestation of Global Compliance(Shenzhen)Co., Ltd
Attestation of Global Compliance(Shenzhen)Std & Tech Co., Ltd
Tel: +86-755 2523 4088 E-mail: agc@agccert.com Web: http://www.agccert.com/

2.10 Description of Available Antennas

Antenna Type	Frequency Band (MHz)	TX Paths	Bandwidth (MHz)	Max Peak Gain (dBi)		Max Directional Gain (dBi)
				Ant 1	Ant 2	
5G WIFI SMA Antenna List (5GHz 2*2 MIMO)						
SMA Antenna	5150 ~ 5250	2	20,40,80	3.46	3.46	6.47
	5250 ~ 5350	2	20,40,80	3.46	3.46	6.47
	5470 ~ 5725	2	20,40,80	4.27	4.27	7.28
	5725 ~ 5850	2	20,40,80	3.93	3.93	6.94

Note 1: The EUT supports Cyclic Delay Diversity (CDD) technology for 802.11n/ac/ax mode.

Note 2: The EUT supports Cyclic Delay Diversity (CDD) mode, and CDD signals are correlated.

If all antennas have the same gain, G_{ANT} , Directional gain = $G_{ANT} + \text{Array Gain}$, where Array Gain is as follows.

- For power spectral density (PSD) measurements on devices:

$$\text{Array Gain} = 10 \log (N_{ANT}/N_{SS}) \text{ dB} = 3.01;$$

- For power measurements on IEEE 802.11 devices:

$$\text{Array Gain} = 0 \text{ dB for } N_{ANT} \leq 4;$$

$$\text{Array Gain} = 0 \text{ dB (i.e., no array gain) for channel widths } \geq 40 \text{ MHz for any } N_{ANT};$$

$$\text{Array Gain} = 5 \log(N_{ANT}/N_{SS}) \text{ dB or } 3 \text{ dB, whichever is less, for } 20 \text{ MHz channel widths with } N_{ANT} \geq 5.$$

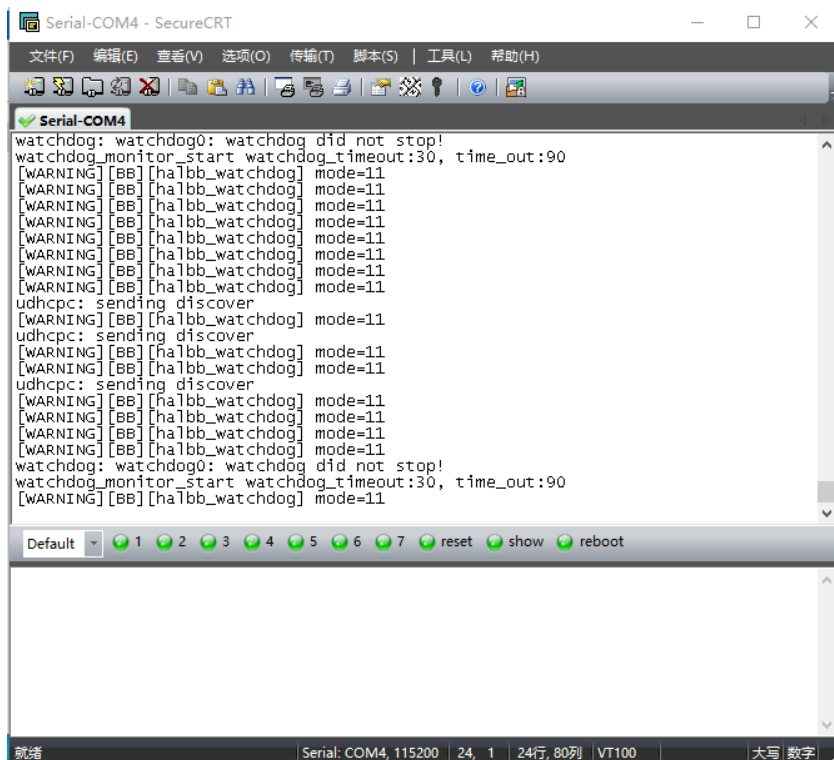
If antenna gains are not equal, Directional gain may be calculated by using the formulas applicable to equal gain antennas with G_{ANT} set equal to the gain of the antenna having the highest gain.

2.11 Description of Test Software

For IEEE 802.11 mode:

The test utility software used during testing was “SecureCRT”, and the version was “7.1.264”.

Software Setting Diagram



The screenshot shows the SecureCRT Serial-COM4 window. The main text area displays the following log output:

```

watchdog: watchdog0: watchdog did not stop!
watchdog_monitor_start watchdog_timeout:30, time_out:90
[WARNING][BB][halbb_watchdog] mode=11
[WARNING][BB][halbb_watchdog] mode=11
[WARNING][BB][halbb_watchdog] mode=11
[WARNING][BB][halbb_watchdog] mode=11
[WARNING][BB][halbb_watchdog] mode=11
[WARNING][BB][halbb_watchdog] mode=11
[WARNING][BB][halbb_watchdog] mode=11
[WARNING][BB][halbb_watchdog] mode=11
udhcpc: sending discover
[WARNING][BB][halbb_watchdog] mode=11
udhcpc: sending discover
[WARNING][BB][halbb_watchdog] mode=11
[WARNING][BB][halbb_watchdog] mode=11
udhcpc: sending discover
[WARNING][BB][halbb_watchdog] mode=11
[WARNING][BB][halbb_watchdog] mode=11
[WARNING][BB][halbb_watchdog] mode=11
[WARNING][BB][halbb_watchdog] mode=11
watchdog: watchdog0: watchdog did not stop!
watchdog_monitor_start watchdog_timeout:30, time_out:90
[WARNING][BB][halbb_watchdog] mode=11
  
```

Below the text area is a status bar with a dropdown menu set to "Default" and a row of status indicators (1-7, reset, show, reboot). At the bottom, a system status bar shows "就绪", "Serial: COM4, 115200", "24, 1", "24行, 80列", "VT100", and "大写 数字".

Any report having not been signed by authorized approver, or having been altered without authorization, or having not been stamped by the “Dedicated Testing/Inspection Stamp” is deemed to be invalid. Copying or excerpting portion of, or altering the content of the report is not permitted without the written authorization of AGC. The test results presented in the report apply only to the tested sample. Any objections to report issued by AGC should be submitted to AGC within 15days after the issuance of the test report. Further enquiry of validity or verification of the test report should be addressed to AGC by agc01@agccert.com.

Mode (5150-5250MHz)	Channel	Power Index	
		Chain 1	Chain 2
802.11a	L/M/H	12	12
802.11n(HT20)	L/M/H	11	11
802.11n(HT40)	L/M/H	11	11
802.11ac(VHT20)	L/M/H	11	11
802.11ac(VHT40)	L/M/H	11	11
802.11ac(VHT80)	L/M/H	11	11
802.11ax(HE20)	L/M/H	11	11
802.11ax(HE40)	L/M/H	11	11
802.11ax(HE80)	L/M/H	11	11
Mode (5150-5250MHz)	Channel	Power Index	
		Chain 1	Chain 2
802.11a	L/M/H	12	12
802.11n(HT20)	L/M/H	11	11
802.11n(HT40)	L/M/H	11	11
802.11ac(VHT20)	L/M/H	11	11
802.11ac(VHT40)	L/M/H	11	11
802.11ac(VHT80)	L/M/H	11	11
802.11ax(HE20)	L/M/H	11	11
802.11ax(HE40)	L/M/H	11	11
802.11ax(HE80)	L/M/H	11	11
Mode (5150-5250MHz)	Channel	Power Index	
		Chain 1	Chain 2
802.11a	L/M/H	12	12
802.11n(HT20)	L/M/H	11	11
802.11n(HT40)	L/M/H	11	11
802.11ac(VHT20)	L/M/H	11	11
802.11ac(VHT40)	L/M/H	11	11
802.11ac(VHT80)	L/M/H	11	11
802.11ax(HE20)	L/M/H	11	11
802.11ax(HE40)	L/M/H	11	11
802.11ax(HE80)	L/M/H	11	11
Mode (5150-5250MHz)	Channel	Power Index	
		Chain 1	Chain 2
802.11a	L/M/H	12	12
802.11n(HT20)	L/M/H	11	11
802.11n(HT40)	L/M/H	11	11
802.11ac(VHT20)	L/M/H	11	11
802.11ac(VHT40)	L/M/H	11	11
802.11ac(VHT80)	L/M/H	11	11
802.11ax(HE20)	L/M/H	11	11
802.11ax(HE40)	L/M/H	11	11
802.11ax(HE80)	L/M/H	11	11
Mode (5150-5250MHz)	Channel	Power Index	
		Chain 1	Chain 2
802.11a	L/M/H	12	12
802.11n(HT20)	L/M/H	11	11
802.11n(HT40)	L/M/H	11	11
802.11ac(VHT20)	L/M/H	11	11
802.11ac(VHT40)	L/M/H	11	11
802.11ac(VHT80)	L/M/H	11	11
802.11ax(HE20)	L/M/H	11	11
802.11ax(HE40)	L/M/H	11	11
802.11ax(HE80)	L/M/H	11	11

Any report having not been signed by authorized approver, or having been altered without authorization, or having not been stamped by the "Dedicated Testing/Inspection Stamp" is deemed to be invalid. Copying or excerpting portion of, or altering the content of the report is not permitted without the written authorization of AGC. The test results presented in the report apply only to the tested sample. Any objections to report issued by AGC should be submitted to AGC within 15days after the issuance of the test report. Further enquiry of validity or verification of the test report should be addressed to AGC by agc01@agccert.com.

Attestation of Global Compliance(Shenzhen)Co., Ltd

Attestation of Global Compliance(Shenzhen)Std & Tech Co., Ltd

Tel: +86-755 2523 4088 E-mail: agc@agccert.com Web: http://www.agccert.com/

3. Test Environment

3.1 Address of The Test Laboratory

Laboratory: Attestation of Global Compliance (Shenzhen) Co., Ltd.

Address: 1-2/F, Building 19, Junfeng Industrial Park, Chongqing Road, Heping Community, Fuhai Street, Bao'an District, Shenzhen, Guangdong, China

3.2 Test Facility

The test facility is recognized, certified, or accredited by the following organizations:

CNAS-Lab Code: L5488

Attestation of Global Compliance (Shenzhen) Co., Ltd. has been assessed and proved to follow CNAS-CL01 Accreditation Criteria for Testing and Calibration Laboratories (identical to ISO/IEC17025: 2017 General Requirements for the Competence of Testing and Calibration Laboratories.)

A2LA-Lab Cert. No.: 5054.02

Attestation of Global Compliance (Shenzhen) Co., Ltd. EMC Laboratory has been accredited by A2LA for technical competence in the field of electrical testing, and proved to follow ISO/IEC 17025: 2017 General Requirements for the Competence of Testing and Calibration Laboratories and any additional program requirements in the identified field of testing.

FCC-Registration No.: 975832

Attestation of Global Compliance (Shenzhen) Co., Ltd. EMC Laboratory has been registered and fully described in a report filed with the FCC (Federal Communications Commission). The acceptance letter from the FCC is maintained in our files with Registration 975832.

IC-Registration No.: 24842 (CAB identifier: CN0063)

Attestation of Global Compliance (Shenzhen) Co., Ltd. EMC Laboratory has been registered and fully described in a report filed with the Certification and Engineering Bureau of Industry Canada. The acceptance letter from the IC is maintained in our files with Registration 24842.

Any report having not been signed by authorized approver, or having been altered without authorization, or having not been stamped by the "Dedicated Testing/Inspection Stamp" is deemed to be invalid. Copying or excerpting portion of, or altering the content of the report is not permitted without the written authorization of AGC. The test results presented in the report apply only to the tested sample. Any objections to report issued by AGC should be submitted to AGC within 15days after the issuance of the test report. Further enquiry of validity or verification of the test report should be addressed to AGC by agc01@agccert.com.

Attestation of Global Compliance(Shenzhen)Co., Ltd
Attestation of Global Compliance(Shenzhen)Std & Tech Co., Ltd
Tel: +86-755 2523 4088 E-mail: agc@agccert.com Web: <http://www.agccert.com/>

3.3 Environmental Conditions

	Normal Conditions
Temperature range (°C)	15 - 35
Relative humidity range	20% - 75%
Pressure range (kPa)	86 - 106
Power supply	DC 12V
Note: The Extreme Temperature and Extreme Voltages declared by the manufacturer.	

3.4 Measurement Uncertainty

The reported uncertainty of measurement $y \pm U$, where expanded uncertainty U is based on a standard uncertainty multiplied by a coverage factor of $k=2$, providing a level of confidence of approximately 95%.

Item	Measurement Uncertainty
Uncertainty of Conducted Emission for AC Port	$U_c = \pm 2.9 \text{ dB}$
Uncertainty of Radiated Emission below 1GHz	$U_c = \pm 3.9 \text{ dB}$
Uncertainty of Radiated Emission above 1GHz	$U_c = \pm 4.9 \text{ dB}$
Uncertainty of total RF power, conducted	$U_c = \pm 0.8 \text{ dB}$
Uncertainty of RF power density, conducted	$U_c = \pm 2.6 \text{ dB}$
Uncertainty of spurious emissions, conducted	$U_c = \pm 2 \%$
Uncertainty of Occupied Channel Bandwidth	$U_c = \pm 2.7 \%$

Any report having not been signed by authorized approver, or having been altered without authorization, or having not been stamped by the "Dedicated Testing/Inspection Stamp" is deemed to be invalid. Copying or excerpting portion of, or altering the content of the report is not permitted without the written authorization of AGC. The test results presented in the report apply only to the tested sample. Any objections to report issued by AGC should be submitted to AGC within 15days after the issuance of the test report. Further enquiry of validity or verification of the test report should be addressed to AGC by agc01@agccert.com.

3.5 List of Equipment Used

● RF Conducted Test System							
Used	Equipment No.	Test Equipment	Manufacturer	Model No.	Serial No.	Last Cal. Date (YY-MM-DD)	Next Cal. Date (YY-MM-DD)
<input checked="" type="checkbox"/>	AGC-ER-E036	Spectrum Analyzer	Agilent	N9020A	MY49100060	2023-06-01	2024-05-31
<input checked="" type="checkbox"/>	AGC-ER-E062	Power Sensor	Agilent	U2021XA	MY54110007	2023-03-03	2024-03-02
<input checked="" type="checkbox"/>	AGC-ER-E063	Power Sensor	Agilent	U2021XA	MY54110009	2023-03-03	2024-03-02
<input checked="" type="checkbox"/>	AGC-EM-A152	6dB Attenuator	Eeatsheep	LM-XX-6-5W	N/A	2023-06-09	2024-06-08
<input checked="" type="checkbox"/>	AGC-ER-E083	Signal Generator	Agilent	E4421B	US39340815	2023-06-01	2024-05-31
<input checked="" type="checkbox"/>	N/A	RF Connection Cable	N/A	1#	N/A	Each time	N/A
<input checked="" type="checkbox"/>	N/A	RF Connection Cable	N/A	2#	N/A	Each time	N/A

● Radiated Spurious Emission							
Used	Equipment No.	Test Equipment	Manufacturer	Model No.	Serial No.	Last Cal. Date (YY-MM-DD)	Next Cal. Date (YY-MM-DD)
<input checked="" type="checkbox"/>	AGC-EM-E046	EMI Test Receiver	R&S	ESCI	10096	2023-02-18	2024-02-17
<input checked="" type="checkbox"/>	AGC-EM-E116	EMI Test Receiver	R&S	ESCI	100034	2023-06-03	2024-06-02
<input checked="" type="checkbox"/>	AGC-EM-E061	Spectrum Analyzer	Agilent	N9010A	MY53470504	2023-06-01	2024-05-31
<input checked="" type="checkbox"/>	AGC-EM-E086	Loop Antenna	ZHINAN	ZN30900C	18051	2022-03-12	2024-03-11
<input checked="" type="checkbox"/>	AGC-EM-E001	Wideband Antenna	SCHWARZBECK	VULB9168	D69250	2023-05-11	2025-05-10
<input checked="" type="checkbox"/>	AGC-EM-E029	Broadband Ridged Horn Antenna	ETS	3117	00034609	2023-03-23	2024-03-22
<input checked="" type="checkbox"/>	AGC-EM-E082	Horn Antenna	SCHWARZBECK	BBHA 9170	#768	2021-10-31	2023-10-30
<input checked="" type="checkbox"/>	AGC-EM-E146	Pre-amplifier	ETS	3117-PA	00246148	2022-08-04	2024-08-03
<input checked="" type="checkbox"/>	AGC-EM-A118	5G Filter	SongYi	BRM50716	N/A	2023-06-01	2024-05-31
<input checked="" type="checkbox"/>	AGC-EM-A138	6dB Attenuator	Eeatsheep	LM-XX-6-5W	N/A	2023-06-09	2024-06-08
<input type="checkbox"/>	AGC-EM-A139	6dB Attenuator	Eeatsheep	LM-XX-6-5W	N/A	2023-06-09	2024-06-08

● AC Power Line Conducted Emission							
Used	Equipment No.	Test Equipment	Manufacturer	Model No.	Serial No.	Last Cal. Date (YY-MM-DD)	Next Cal. Date (YY-MM-DD)
<input checked="" type="checkbox"/>	AGC-EM-E045	EMI Test Receiver	R&S	ESPI	101206	2023-06-03	2024-06-02
<input checked="" type="checkbox"/>	AGC-EM-E023	AMN	R&S	100086	ESH2-Z5	2023-06-03	2024/06/02
<input checked="" type="checkbox"/>	AGC-EM-A130	6dB Attenuator	Eeatsheep	LM-XX-6-5W	DC-6GZ	2023-06-09	2024-06-08

Any report having not been signed by authorized approver, or having been altered without authorization, or having not been stamped by the "Dedicated Testing/Inspection Stamp" is deemed to be invalid. Copying or excerpting portion of, or altering the content of the report is not permitted without the written authorization of AGC. The test results presented in the report apply only to the tested sample. Any objections to report issued by AGC should be submitted to AGC within 15days after the issuance of the test report. Further enquiry of validity or verification of the test report should be addressed to AGC by agc01@agccert.com.

● Test Software					
Used	Equipment No.	Test Equipment	Manufacturer	Model No.	Version Information
<input checked="" type="checkbox"/>	AGC-EM-S001	CE Test System	R&S	ES-K1	V1.71
<input checked="" type="checkbox"/>	AGC-EM-S003	RE-Test System	FARA	EZ-EMC	VRA-03A
<input checked="" type="checkbox"/>	AGC-ER-S012	BT/WIFI-Test System	Tonscend	JS1120-2	2.6
<input checked="" type="checkbox"/>	AGC-EM-S011	RSE Test System	Tonscend	TS+-Ver2.1(JS36-RSE)	4.0.0.0

Any report having not been signed by authorized approver, or having been altered without authorization, or having not been stamped by the “Dedicated Testing/Inspection Stamp” is deemed to be invalid. Copying or excerpting portion of, or altering the content of the report is not permitted without the written authorization of AGC. The test results presented in the report apply only to the tested sample. Any objections to report issued by AGC should be submitted to AGC within 15days after the issuance of the test report. Further enquiry of validity or verification of the test report should be addressed to AGC by agc01@agccert.com.

4. System Test Configuration

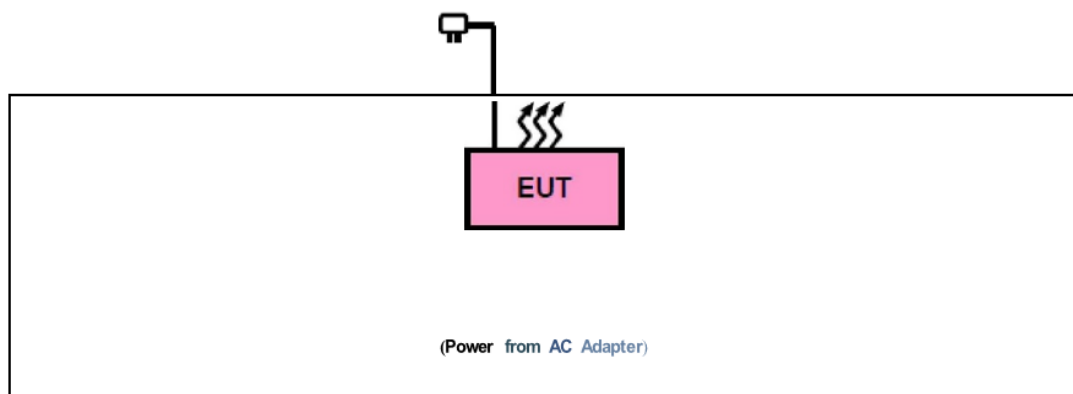
4.1 EUT Configuration

The EUT configuration for testing is installed on RF field strength measurement to meet the Commission's requirement and operating in a manner which intends to maximize its emission characteristics in a continuous normal application.

4.2 EUT Exercise

The Transmitter was operated in the normal operating mode. The TX frequency was fixed which was for the purpose of the measurements.

4.3 Configuration of Tested System



4.4 Equipment Used in Tested System

The following peripheral devices and interface cables were connected during the measurement:

☐ Test Accessories Come From The Laboratory

No.	Equipment	Model No.	Specification Information	Note
-	-	-	-	-

☒ Test Accessories Come From The Manufacturer

No.	Equipment	Model No.	Specification Information	Note
1	IP Camera	RLC-810WA	2AYHE-2306B	EUT
2	Adapter	DCT24W120200US-A0	Input: AC 100-240V 50/60Hz, 0.7A Max Output: DC 12V 2.0A	Test Peripheral

Any report having not been signed by authorized approver, or having been altered without authorization, or having not been stamped by the "Dedicated Testing/Inspection Stamp" is deemed to be invalid. Copying or excerpting portion of, or altering the content of the report is not permitted without the written authorization of AGC. The test results presented in the report apply only to the tested sample. Any objections to report issued by AGC should be submitted to AGC within 15days after the issuance of the test report. Further enquiry of validity or verification of the test report should be addressed to AGC by agc01@agccert.com.

Attestation of Global Compliance(Shenzhen)Co., Ltd
Attestation of Global Compliance(Shenzhen)Std & Tech Co., Ltd
Tel: +86-755 2523 4088 E-mail: agc@agccert.com Web: http://www.agccert.com/

4.5 Summary of Test Results

Item	FCC Rules	Description Of Test	Result
1	§15.203	Antenna Equipment	Pass
2	§15.407(a/1/2/3)	RF Output Power	Pass
3	§15.407(e)	6dB Bandwidth Measurement	Pass
4	§2.1049	26dB bandwidth Measurement	Pass
5	§15.407(a/1/2/3)	Power Spectral Density	Pass
6	§15.407(b)(1/2/3/4)	Conducted Spurious Emission	Pass
7	§15.209,§15.407(b)(1/2/3/4)	Radiated Emission& Band Edge	Pass
8	§15.207	AC Power Line Conducted Emission	Pass

Any report having not been signed by authorized approver, or having been altered without authorization, or having not been stamped by the “Dedicated Testing/Inspection Stamp” is deemed to be invalid. Copying or excerpting portion of, or altering the content of the report is not permitted without the written authorization of AGC. The test results presented in the report apply only to the tested sample. Any objections to report issued by AGC should be submitted to AGC within 15days after the issuance of the test report. Further enquiry of validity or verification of the test report should be addressed to AGC by agc01@agccert.com.

5. Description of Test Modes

EUT CONFIGURE MODE	APPLICABLE TO				DESCRIPTION
	RE > 1G	RE < 1G	PLC	APCM	
A	<input checked="" type="checkbox"/>	<input checked="" type="checkbox"/>	<input checked="" type="checkbox"/>	<input checked="" type="checkbox"/>	Powered by Adapter with WIFI(5G) Link
B	--	--	--	--	Powered by Battery with WIFI(5G) Link
C	--	--	--	--	Powered by USB with WIFI(5G) Link

Where, **RE > 1G: Radiated Emission above 1GHz** **PLC: Power Line Conducted Emission**
RE < 1G: Radiated Emission below 1GHz **APCM: Antenna Port Conducted Measurement**

NOTE 1: The EUT had been pre-tested on the positioned of each 3 axis. The worst case was found when positioned on X-plane.

NOTE 2: "--" means no effect.

NOTE 3: The radiation part tests the dual-antenna MIMO as the worst combination.

Radiated Emission Test (Above 1GHz):

- ☒ Pre-Scan has been conducted to determine the worst-case mode from all possible combinations be Meen available modulations, data rates and antenna ports (IF EUT with antenna diversity architecture).
- ☒ The equipment under test has multiple antennas, and only the MIMO mode is recorded as the worst.
- ☒ Following channel(s) was (were) selected for the final test as listed below.

EUT Configure Mode	Mode	Freq. Band (MHz)	Available Channel	Tested Channel	Modulation	Data Rate (Mbps)
A	802.11n (20MHz)	5180-5240	36 to 48	36, 40, 48	OFDM	6.5
A	802.11n (20MHz)	5260-5320	52 to 64	52, 60, 64	OFDM	6.5
A	802.11n (20MHz)	5500-5700	100 to 140	100, 120, 140	OFDM	6.5
A	802.11n (20MHz)	5745-5825	149 to 165	149, 157, 165	OFDM	6.5

Any report having not been signed by authorized approver, or having been altered without authorization, or having not been stamped by the "Dedicated Testing/Inspection Stamp" is deemed to be invalid. Copying or excerpting portion of, or altering the content of the report is not permitted without the written authorization of AGC. The test results presented in the report apply only to the tested sample. Any objections to report issued by AGC should be submitted to AGC within 15days after the issuance of the test report. Further enquiry of validity or verification of the test report should be addressed to AGC by agc01@agccert.com.

Attestation of Global Compliance(Shenzhen)Co., Ltd
Attestation of Global Compliance(Shenzhen)Std & Tech Co., Ltd
Tel: +86-755 2523 4088 E-mail: agc@agccert.com Web: http://www.agccert.com/

Radiated Emission Test (Below 1GHz):

- ☒ Pre-Scan has been conducted to determine the worst-case mode from all possible combinations be Meen available modulations, data rates and antenna ports (If EUT with antenna diversity architecture).
- ☒ The equipment under test has multiple antennas, and only the MIMO mode is recorded as the worst.
- ☒ Following channel(s) was (were) selected for the final test as listed below.

EUT Configure Mode	Mode	Freq. Band (MHz)	Available Channel	Tested Channel	Modulation	Data Rate (Mbps)
A	802.11n(20MHz)	5180-5240	36 to 48	36	OFDM	6.5

Power Line Conducted Emission Test:

- ☒ Pre-Scan has been conducted to determine the worst-case mode from all possible combinations be Meen available modulations, data rates and antenna ports (If EUT with antenna diversity architecture).
- ☒ The equipment under test has multiple antennas, and only the MIMO mode is recorded as the worst.
- ☒ Following channel(s) was (were) selected for the final test as listed below.

EUT Configure Mode	Mode	Freq. Band (MHz)	Available Channel	Tested Channel	Modulation	Data Rate (Mbps)
A	802.11n(20MHz)	5180-5240	36 to 48	36	OFDM	6.5

Bandedge Measurement:

- ☒ Pre-Scan has been conducted to determine the worst-case mode from all possible combinations be Meen available modulations, data rates and antenna ports (If EUT with antenna diversity architecture).
- ☒ The equipment under test has multiple antennas, and only the MIMO mode is recorded as the worst.
- ☒ Following channel(s) was (were) selected for the final test as listed below.

EUT Configure Mode	Mode	Freq. Band (MHz)	Available Channel	Tested Channel	Modulation	Data Rate (Mbps)
A	802.11n (20MHz)	5180-5240	36 to 48	36	OFDM	6.5
A	802.11n (40MHz)		38 to 46	38	OFDM	MCS0
A	802.11ac (80MHz)		42	42	OFDM	MCS9
A	802.11ax (80MHz)		42	42	OFDMA	MCS9
A	802.11n (20MHz)	5260-5320	52 to 64	52	OFDM	6.5
A	802.11n (40MHz)		54 to 62	54	OFDM	MCS0
A	802.11ac (80MHz)		58	58	OFDM	MCS9
A	802.11ax (80MHz)		58	58	OFDMA	MCS9
A	802.11n (20MHz)	5500-5700	100 to 140	100	OFDM	6.5
A	802.11n (40MHz)		102 to 134	102	OFDM	MCS0
A	802.11ac (80MHz)		106	106	OFDM	MCS9
A	802.11ax (80MHz)		106	106	OFDMA	MCS9
A	802.11n (20MHz)	5745-5825	149 to 165	149	OFDM	6.5
A	802.11n (40MHz)		151 to 159	151	OFDM	MCS0
A	802.11ac (80MHz)		155	155	OFDM	MCS9
A	802.11ax (80mhz)		155	155	Ofdma	MCS9

Any report having not been signed by authorized approver, or having been altered without authorization, or having not been stamped by the "Dedicated Testing/Inspection Stamp" is deemed to be invalid. Copying or excerpting portion of, or altering the content of the report is not permitted without the written authorization of AGC. The test results presented in the report apply only to the tested sample. Any objections to report issued by AGC should be submitted to AGC within 15days after the issuance of the test report. Further enquiry of validity or verification of the test report should be addressed to AGC by agc01@agccert.com.

Antenna Port Conducted Measurement:

☒ Pre-Scan has been conducted to determine the worst-case mode from all possible combinations be Meen available modulations, data rates and antenna ports (If EUT with antenna diversity architecture).

☒ Following channel(s) was (were) selected for the final test as listed below.

EUT Configure Mode	Mode	Freq. Band (MHz)	Available Channel	Tested Channel	Modulation	Data Rate (Mbps)
A	802.11a	5180-5240	36 to 48	36, 40, 48	OFDM	6
A	802.11n (20MHz)		36 to 48	36, 40, 48	OFDM	MCS0
A	802.11n (40MHz)		38 to 46	38, 46	OFDM	MCS0
A	802.11ac (20MHz)		36 to 48	36, 40, 48	OFDM	MCS0
A	802.11ac (40MHz)		38 to 46	38, 46	OFDM	MCS9
A	802.11ac (80MHz)		42	42	OFDM	MCS9
A	802.11ax (20MHz)		36 to 48	36, 40, 48	OFDMA	MCS0
A	802.11ax (40MHz)		38 to 46	38, 46	OFDMA	MCS0
A	802.11ax (80MHz)		42	42	OFDMA	MCS0
A	802.11a	5260-5320	52 to 64	52, 60, 64	OFDM	6
A	802.11n (20MHz)		52 to 64	52, 60, 64	OFDM	MCS0
A	802.11n (40MHz)		54 to 62	54, 62	OFDM	MCS0
A	802.11ac (20MHz)		52 to 64	52, 60, 64	OFDM	MCS0
A	802.11ac (40MHz)		54 to 62	54, 62	OFDM	MCS9
A	802.11ac (80MHz)		58	58	OFDM	MCS9
A	802.11ax (20MHz)		52 to 64	52, 60, 64	OFDMA	MCS0
A	802.11ax (40MHz)		54 to 62	54, 62	OFDMA	MCS0
A	802.11ax (80MHz)		58	58	OFDMA	MCS0
A	802.11a	5500-5700	100 to 140	100, 120, 140	OFDM	6
A	802.11n (20MHz)		100 to 140	100, 120, 140	OFDM	MCS0
A	802.11n (40MHz)		102 to 134	102, 110, 134	OFDM	MCS0
A	802.11ac (20MHz)		100 to 140	100, 120, 140	OFDM	MCS0
A	802.11ac (40MHz)		102 to 134	102, 110, 134	OFDM	MCS9
A	802.11ac (80MHz)		106	106	OFDM	MCS9
A	802.11ax (20MHz)		100 to 140	100, 116, 140	OFDMA	MCS0
A	802.11ax (40MHz)		102 to 134	102, 110, 134	OFDMA	MCS0
A	802.11ax (80MHz)		106	106	OFDMA	MCS0
A	802.11a	5745-5825	149 to 165	149, 157, 165	OFDM	6
A	802.11n (20MHz)		149 to 165	149, 157, 165	OFDM	MCS0
A	802.11n (40MHz)		151 to 159	151, 159	OFDM	MCS0
A	802.11ac (20MHz)		149 to 165	149, 157, 165	OFDM	MCS0
A	802.11ac (40MHz)		151 to 159	151, 159	OFDM	MCS9
A	802.11ac (80MHz)		155	155	OFDM	MCS9
A	802.11ax (20MHz)		149 to 165	149, 157, 165	OFDM	MCS0
A	802.11ax (40MHz)		151 to 159	151, 159	OFDM	MCS0
A	802.11ax (80MHz)		155	155	OFDMA	MCS0

Any report having not been signed by authorized approver, or having been altered without authorization, or having not been stamped by the "Dedicated Testing/Inspection Stamp" is deemed to be invalid. Copying or excerpting portion of, or altering the content of the report is not permitted without the written authorization of AGC. The test results presented in the report apply only to the tested sample. Any objections to report issued by AGC should be submitted to AGC within 15days after the issuance of the test report. Further enquiry of validity or verification of the test report should be addressed to AGC by agc01@agccert.com.

6. Duty Cycle Measurement

5GHz WLAN (NII) operation is possible in 20MHz, 40MHz and 80MHz channel bandwidths. The maximum achievable duty cycles for all modes were determined based on measurements performed on a spectrum analyzer in zero-span mode with RBW = 8MHz, VBW = 50MHz, and detector = Peak. The RBW and VBW were both greater than 50/T, where T is the minimum transmission duration, and the number of sweep points across T was greater than 100. The duty cycles are as follows:

Operating mode	Data rates (Mbps)	Duty Cycle (%)	Duty Cycle Factor (dB)	1/ T Minimum VBW (kHz)	Average Factor (dB)
For band 5.150-5.250 GHz:					
IEEE 802.11a	6	100	--	--	--
IEEE 802.11n-HT20	MCS0	100	--	--	--
IEEE 802.11n-HT40	MCS0	100	--	--	--
IEEE 802.11ac-VHT20	MCS9	100	--	--	--
IEEE 802.11ac-VHT40	MCS9	100	--	--	--
IEEE 802.11ac-VHT80	MCS9	100	--	--	--
IEEE 802.11ax-HE20	MCS0	100	--	--	--
IEEE 802.11ax-HE40	MCS0	100	--	--	--
IEEE 802.11ax-HE80	MCS0	100	--	--	--
For band 5.25-5.35 GHz:					
IEEE 802.11a	6	100	--	--	--
IEEE 802.11n-HT20	MCS0	100	--	--	--
IEEE 802.11n-HT40	MCS0	100	--	--	--
IEEE 802.11ac-VHT20	MCS9	100	--	--	--
IEEE 802.11ac-VHT40	MCS9	100	--	--	--
IEEE 802.11ac-VHT80	MCS9	100	--	--	--
IEEE 802.11ax-HE20	MCS0	100	--	--	--
IEEE 802.11ax-HE40	MCS0	100	--	--	--
IEEE 802.11ax-HE80	MCS0	100	--	--	--
For band 5.47-5.725 GHz:					
IEEE 802.11a	6	100	--	--	--

Any report having not been signed by authorized approver, or having been altered without authorization, or having not been stamped by the "Dedicated Testing/Inspection Stamp" is deemed to be invalid. Copying or excerpting portion of, or altering the content of the report is not permitted without the written authorization of AGC. The test results presented in the report apply only to the tested sample. Any objections to report issued by AGC should be submitted to AGC within 15days after the issuance of the test report. Further enquiry of validity or verification of the test report should be addressed to AGC by agc01@agccert.com.

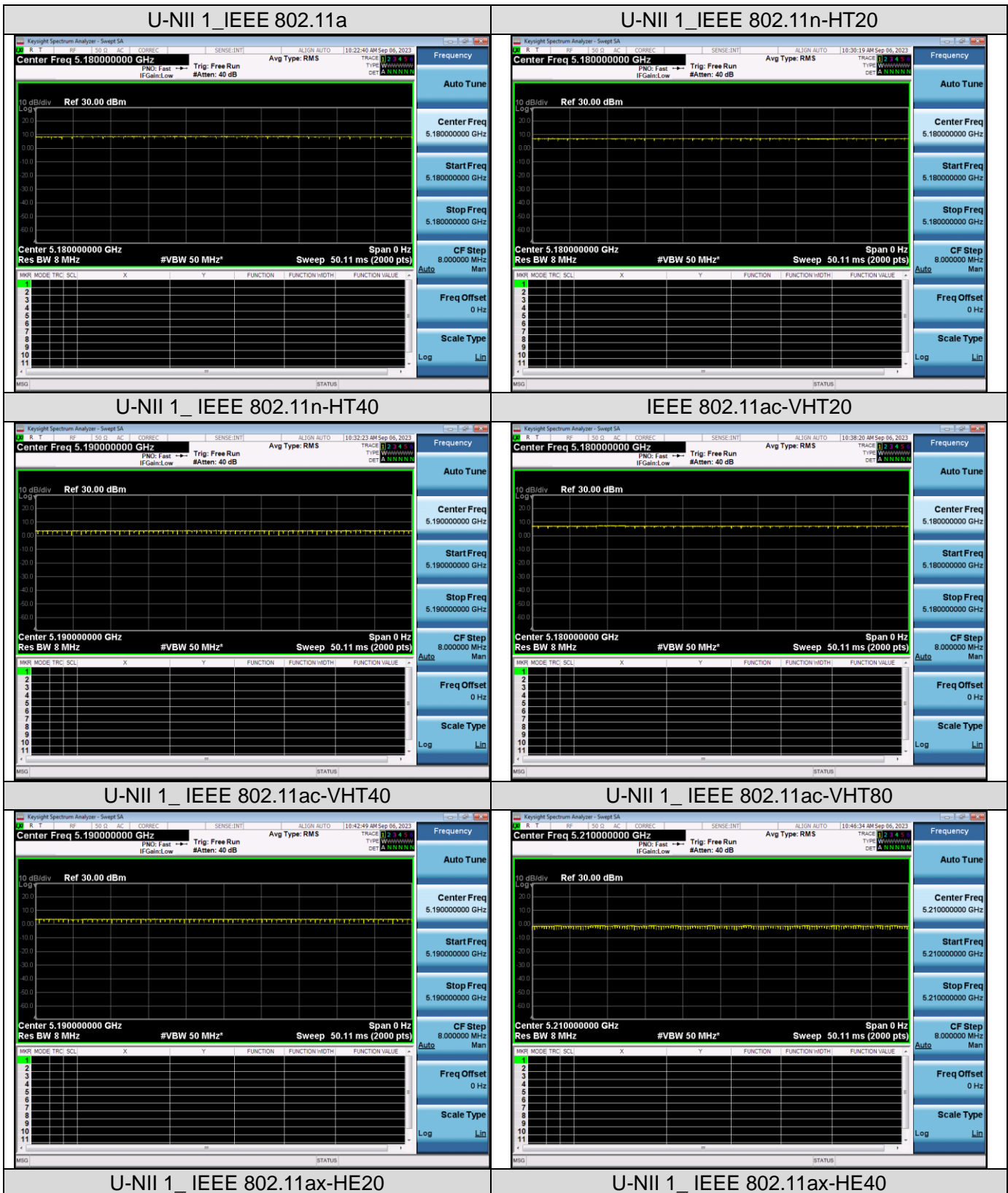
IEEE 802.11n-HT20	MCS0	100	--	--	--
IEEE 802.11n-HT40	MCS0	100	--	--	--
IEEE 802.11ac-VHT20	MCS9	100	--	--	--
IEEE 802.11ac-VHT40	MCS9	100	--	--	--
IEEE 802.11ac-VHT80	MCS9	100	--	--	--
IEEE 802.11ax-HE20	MCS0	100	--	--	--
IEEE 802.11ax-HE40	MCS0	100	--	--	--
IEEE 802.11ax-HE80	MCS0	100	--	--	--
For band 5.725-5.850 GHz:					
IEEE 802.11a	6	100	--	--	--
IEEE 802.11n-HT20	MCS0	100	--	--	--
IEEE 802.11n-HT40	MCS0	100	--	--	--
IEEE 802.11ac-VHT20	MCS9	100	--	--	--
IEEE 802.11ac-VHT40	MCS9	100	--	--	--
IEEE 802.11ac-VHT80	MCS9	100	--	--	--
IEEE 802.11ax-HE20	MCS0	100	--	--	--
IEEE 802.11ax-HE40	MCS0	100	--	--	--
IEEE 802.11ax-HE80	MCS0	100	--	--	--

Remark:

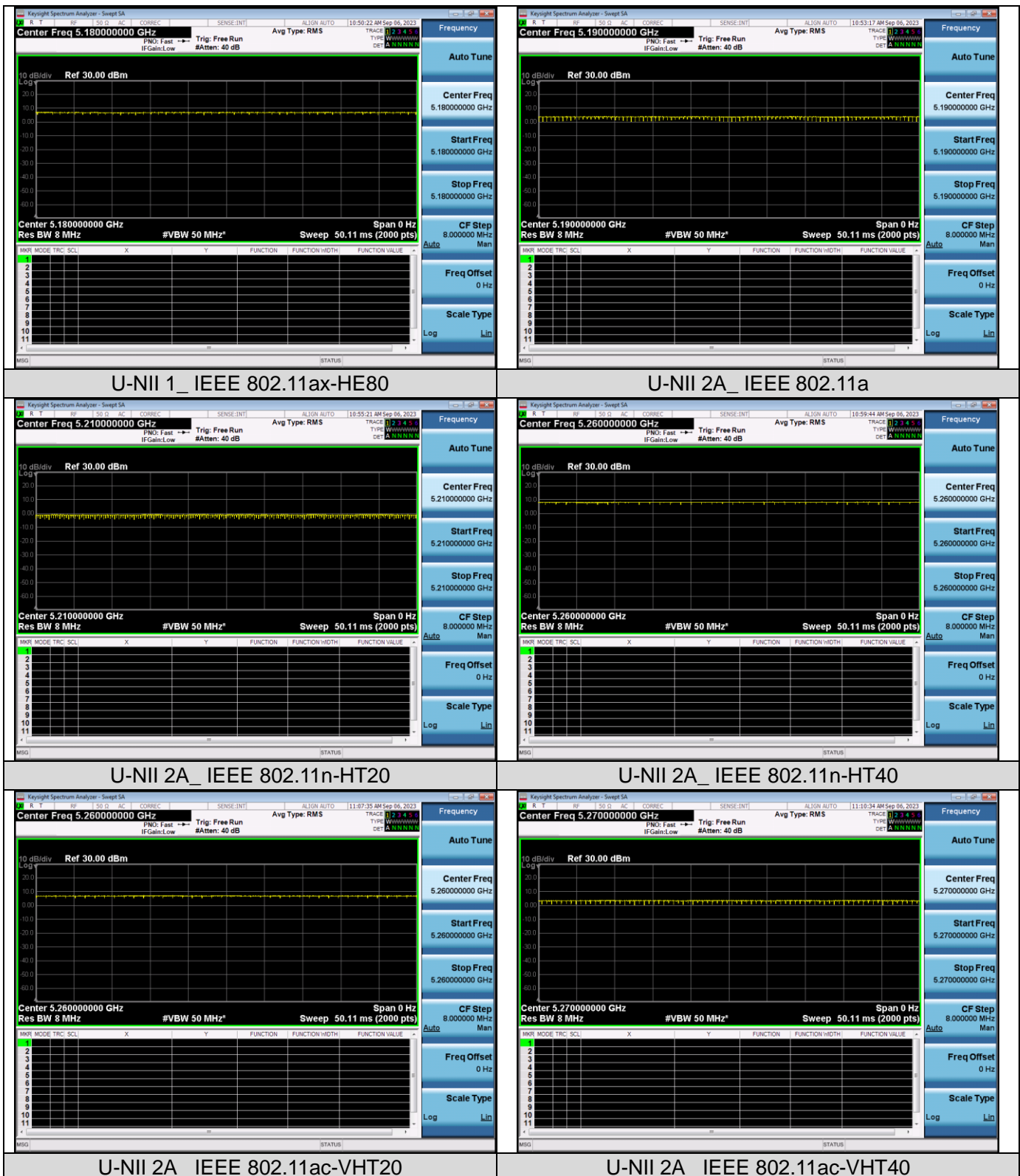
1. Duty Cycle factor = $10 * \log (1/ \text{Duty cycle})$
2. Average factor = $20 \log_{10} \text{Duty Cycle}$
3. The duty cycle of each frequency band mode reflects the determination requirements of the low channel measurement value.

Any report having not been signed by authorized approver, or having been altered without authorization, or having not been stamped by the "Dedicated Testing/Inspection Stamp" is deemed to be invalid. Copying or excerpting portion of, or altering the content of the report is not permitted without the written authorization of AGC. The test results presented in the report apply only to the tested sample. Any objections to report issued by AGC should be submitted to AGC within 15days after the issuance of the test report. Further enquiry of validity or verification of the test report should be addressed to AGC by agc01@agccert.com.

The test plots as follows:

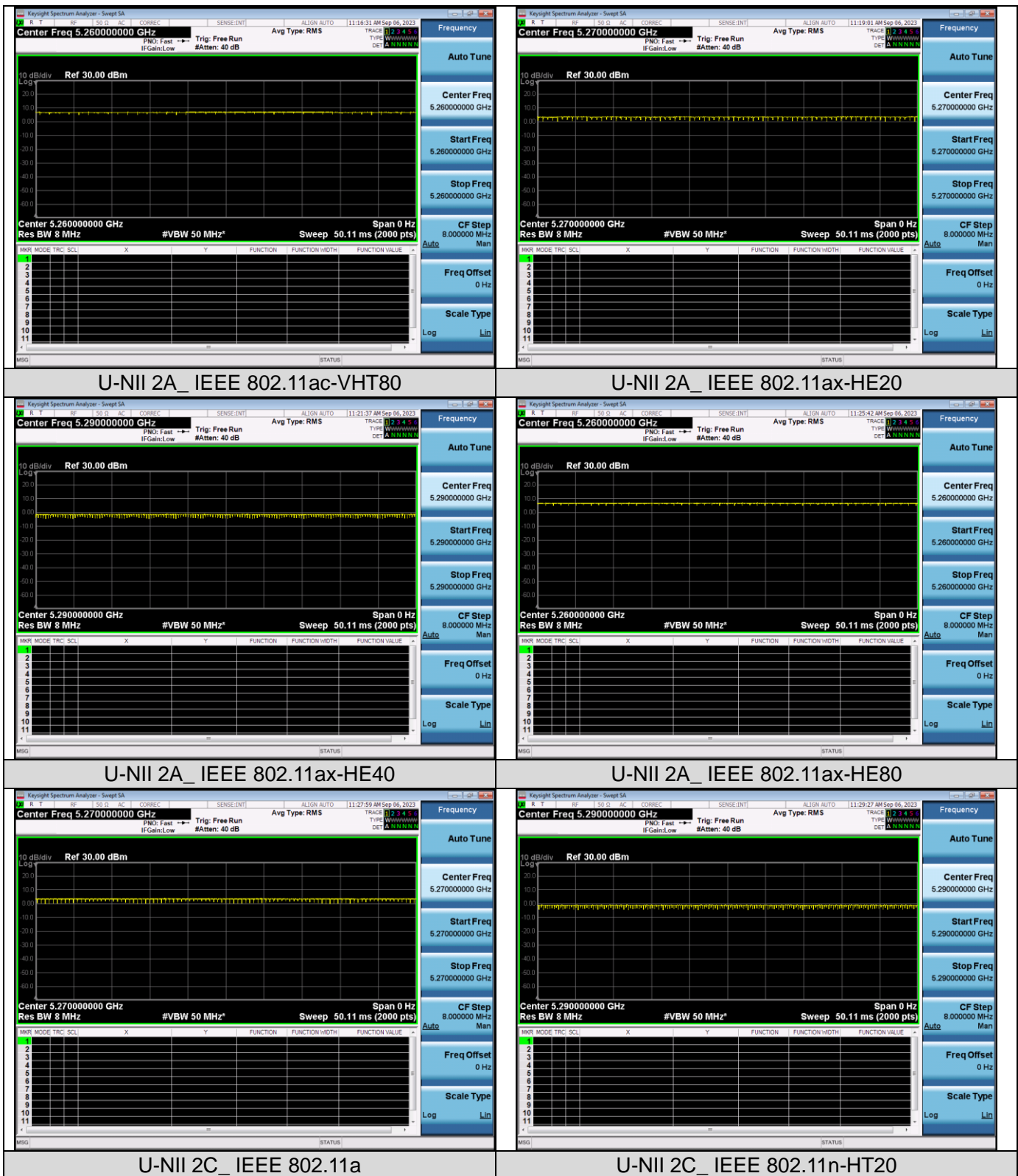


Any report having not been signed by authorized approver, or having been altered without authorization, or having not been stamped by the "Dedicated Testing/Inspection Stamp" is deemed to be invalid. Copying or excerpting portion of, or altering the content of the report is not permitted without the written authorization of AGC. The test results presented in the report apply only to the tested sample. Any objections to report issued by AGC should be submitted to AGC within 15days after the issuance of the test report. Further enquiry of validity or verification of the test report should be addressed to AGC by agc01@agccert.com.

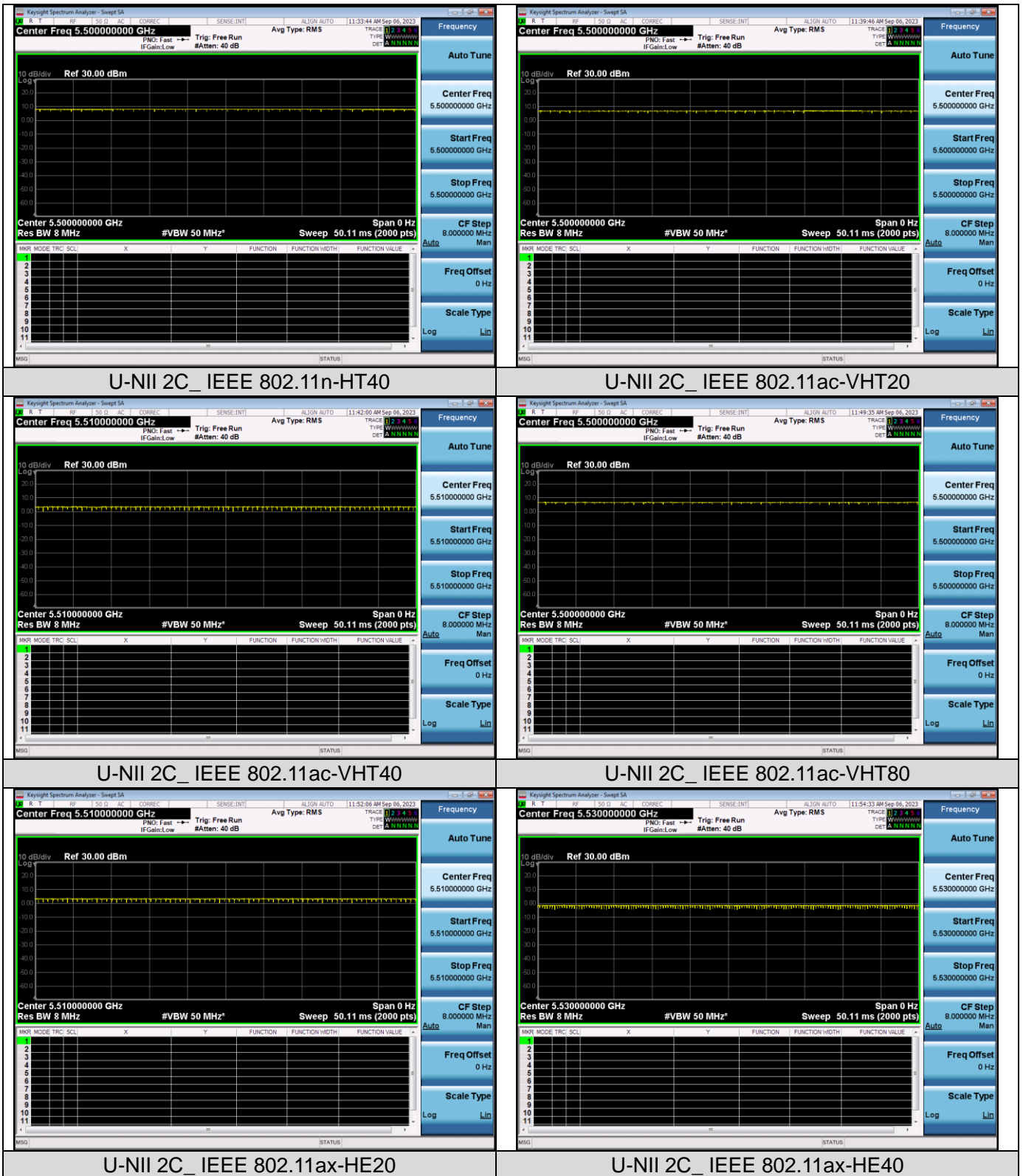


Any report having not been signed by authorized approver, or having been altered without authorization, or having not been stamped by the "Dedicated Testing/Inspection Stamp" is deemed to be invalid. Copying or excerpting portion of, or altering the content of the report is not permitted without the written authorization of AGC. The test results presented in the report apply only to the tested sample. Any objections to report issued by AGC should be submitted to AGC within 15days after the issuance of the test report. Further enquiry of validity or verification of the test report should be addressed to AGC by agc01@agccert.com.

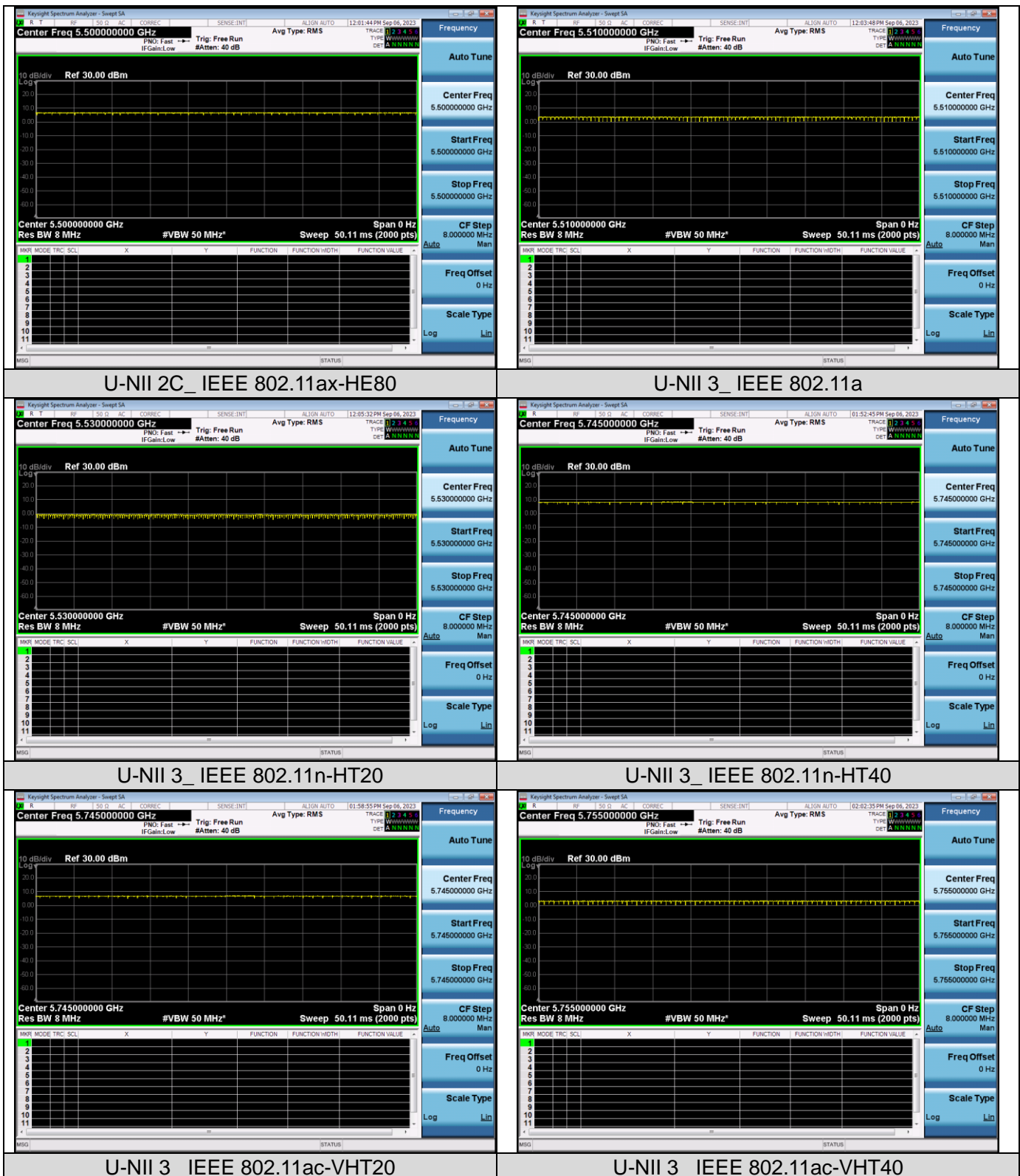
Attestation of Global Compliance(Shenzhen)Co., Ltd
Attestation of Global Compliance(Shenzhen)Std & Tech Co., Ltd
Tel: +86-755 2523 4088 E-mail: agc@agccert.com Web: <http://www.agccert.com/>



Any report having not been signed by authorized approver, or having been altered without authorization, or having not been stamped by the “Dedicated Testing/Inspection Stamp” is deemed to be invalid. Copying or excerpting portion of, or altering the content of the report is not permitted without the written authorization of AGC. The test results presented in the report apply only to the tested sample. Any objections to report issued by AGC should be submitted to AGC within 15days after the issuance of the test report. Further enquiry of validity or verification of the test report should be addressed to AGC by agc01@agccert.com.

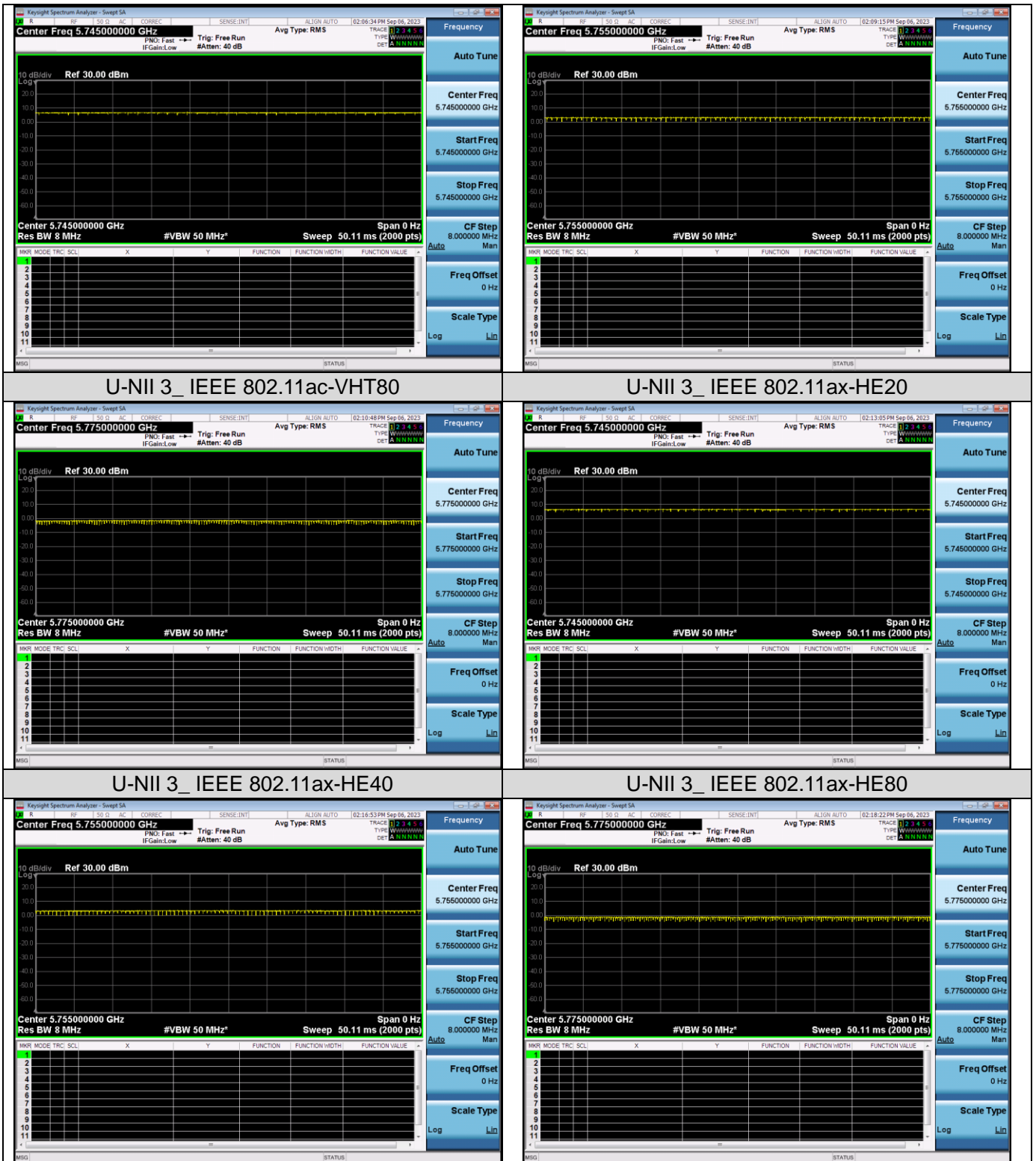


Any report having not been signed by authorized approver, or having been altered without authorization, or having not been stamped by the “Dedicated Testing/Inspection Stamp” is deemed to be invalid. Copying or excerpting portion of, or altering the content of the report is not permitted without the written authorization of AGC. The test results presented in the report apply only to the tested sample. Any objections to report issued by AGC should be submitted to AGC within 15days after the issuance of the test report. Further enquiry of validity or verification of the test report should be addressed to AGC by agc01@agccert.com.



Any report having not been signed by authorized approver, or having been altered without authorization, or having not been stamped by the “Dedicated Testing/Inspection Stamp” is deemed to be invalid. Copying or excerpting portion of, or altering the content of the report is not permitted without the written authorization of AGC. The test results presented in the report apply only to the tested sample. Any objections to report issued by AGC should be submitted to AGC within 15days after the issuance of the test report. Further enquiry of validity or verification of the test report should be addressed to AGC by agc01@agccert.com.

Attestation of Global Compliance(Shenzhen)Co., Ltd
Attestation of Global Compliance(Shenzhen)Std & Tech Co., Ltd
Tel: +86-755 2523 4088 E-mail: agc@agccert.com Web: <http://www.agccert.com/>



Any report having not been signed by authorized approver, or having been altered without authorization, or having not been stamped by the "Dedicated Testing/Inspection Stamp" is deemed to be invalid. Copying or excerpting portion of, or altering the content of the report is not permitted without the written authorization of AGC. The test results presented in the report apply only to the tested sample. Any objections to report issued by AGC should be submitted to AGC within 15days after the issuance of the test report. Further enquiry of validity or verification of the test report should be addressed to AGC by agc01@agccert.com.

7. RF Output Power Measurement

7.1 Provisions Applicable

Operation Band	EUT Category		LIMIT
U-NII-1	<input type="checkbox"/>	Outdoor Access Point	1 Watt (30 dBm) (Max. e.i.r.p < 125mW(21 dBm) at any elevation angle above 30 degrees as measured from the horizon)
	<input type="checkbox"/>	Fixed point-to-point Access Point	1 Watt (30 dBm)
	<input type="checkbox"/>	Indoor Access Point	1 Watt (30 dBm)
	<input checked="" type="checkbox"/>	Client devices	250mW (23.98 dBm)
U-NII-2A	/		250mW (23.98 dBm) or 11 dBm+10 log B*
U-NII-2C	/		250mW (23.98 dBm) or 11 dBm+10 log B*
U-NII-3	/		1 Watt (30 dBm)

Note: Where B is the 26dB emission bandwidth in MHz.

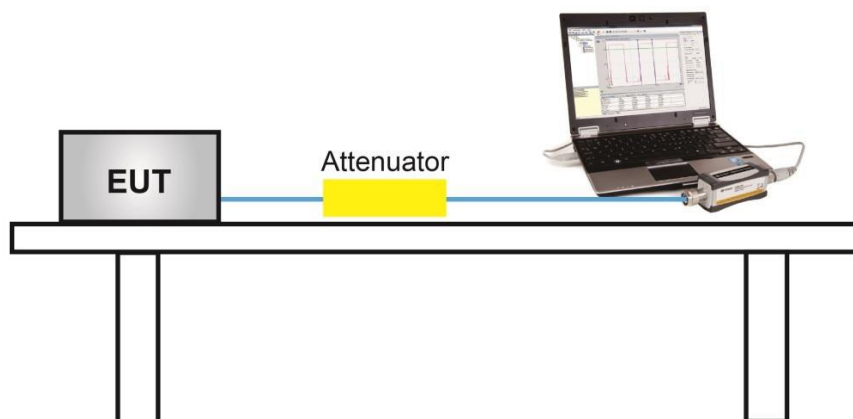
7.2 Measurement Procedure

☒ Method PM is Measurement using an RF average power meter. The procedure for this method is as follows:

1. The testing follows the ANSI C63.10 Section 12.3.3.1
2. Measurements may be performed using a wideband RF power meter with a thermocouple detector or equivalent if all of the following conditions are satisfied:
3. The EUT is configured to transmit continuously, or to transmit with a constant duty cycle.
4. At all times when the EUT is transmitting, it shall be transmitting at its maximum power control level.
5. The integration period of the power meter exceeds the repetition period of the transmitted signal by at least a factor of five.
6. Determine according to the duty cycle of the equipment: when it is less than 98%, follow the steps below.
7. Measure the average power of the transmitter. This measurement is an average over both the ON and OFF periods of the transmitter.
8. Adjust the measurement in dBm by adding $[10 \log (1 / D)]$, where D is the duty cycle {e.g., $[10 \log (1 / 0.25)]$, if the duty cycle is 25%}.
9. Record the test results in the report.

Any report having not been signed by authorized approver, or having been altered without authorization, or having not been stamped by the "Dedicated Testing/Inspection Stamp" is deemed to be invalid. Copying or excerpting portion of, or altering the content of the report is not permitted without the written authorization of AGC. The test results presented in the report apply only to the tested sample. Any objections to report issued by AGC should be submitted to AGC within 15days after the issuance of the test report. Further enquiry of validity or verification of the test report should be addressed to AGC by agc01@agccert.com.

7.3 Measurement Setup (Block Diagram of Configuration)



7.4 Measurement Result

Test Data of Conducted Output Power for band 5.15-5.25 GHz-ANT 1				
Test Mode	Test Channel (MHz)	Average Power (dBm)	Limits (dBm)	Pass or Fail
802.11a	5180	11.29	23.98	Pass
	5200	11.15	23.98	Pass
	5240	11.04	23.98	Pass
802.11n20	5180	10.20	23.98	Pass
	5200	10.02	23.98	Pass
	5240	9.93	23.98	Pass
802.11n40	5190	10.13	23.98	Pass
	5230	9.91	23.98	Pass
802.11ac20	5180	10.13	23.98	Pass
	5200	9.98	23.98	Pass
	5240	9.83	23.98	Pass
802.11ac40	5190	10.07	23.98	Pass
	5230	9.83	23.98	Pass
802.11ac80	5210	9.91	23.98	Pass
802.11ax20	5180	10.14	23.98	Pass
	5200	9.95	23.98	Pass
	5240	9.83	23.98	Pass
802.11ax40	5190	10.10	23.98	Pass
	5230	9.85	23.98	Pass
802.11ax80	5210	10.14	23.98	Pass

Any report having not been signed by authorized approver, or having been altered without authorization, or having not been stamped by the "Dedicated Testing/Inspection Stamp" is deemed to be invalid. Copying or excerpting portion of, or altering the content of the report is not permitted without the written authorization of AGC. The test results presented in the report apply only to the tested sample. Any objections to report issued by AGC should be submitted to AGC within 15days after the issuance of the test report. Further enquiry of validity or verification of the test report should be addressed to AGC by agc01@agccert.com.

Test Data of Conducted Output Power for band 5.15-5.25 GHz-ANT 2				
Test Mode	Test Channel (MHz)	Average Power (dBm)	Limits (dBm)	Pass or Fail
802.11a	5180	11.04	23.98	Pass
	5200	10.92	23.98	Pass
	5240	11.07	23.98	Pass
802.11n20	5180	9.98	23.98	Pass
	5200	9.82	23.98	Pass
	5240	9.97	23.98	Pass
802.11n40	5190	9.91	23.98	Pass
	5230	10.01	23.98	Pass
802.11ac20	5180	9.97	23.98	Pass
	5200	9.85	23.98	Pass
	5240	9.99	23.98	Pass
802.11ac40	5190	9.91	23.98	Pass
	5230	10.01	23.98	Pass
802.11ac80	5210	9.91	23.98	Pass
802.11ax20	5180	10.08	23.98	Pass
	5200	9.88	23.98	Pass
	5240	9.99	23.98	Pass
802.11ax40	5190	9.97	23.98	Pass
	5230	10.03	23.98	Pass
802.11ax80	5210	10.05	23.98	Pass

Any report having not been signed by authorized approver, or having been altered without authorization, or having not been stamped by the "Dedicated Testing/Inspection Stamp" is deemed to be invalid. Copying or excerpting portion of, or altering the content of the report is not permitted without the written authorization of AGC. The test results presented in the report apply only to the tested sample. Any objections to report issued by AGC should be submitted to AGC within 15days after the issuance of the test report. Further enquiry of validity or verification of the test report should be addressed to AGC by agc01@agccert.com.

Test Data of Conducted Output Power for band 5.15-5.25 GHz-MIMO				
Test Mode	Test Channel (MHz)	Average Power (dBm)	Limits (dBm)	Pass or Fail
802.11n20	5180	13.10	23.98	Pass
	5200	12.93	23.98	Pass
	5240	12.96	23.98	Pass
802.11n40	5190	13.03	23.98	Pass
	5230	12.97	23.98	Pass
802.11ac20	5180	13.06	23.98	Pass
	5200	12.93	23.98	Pass
	5240	12.92	23.98	Pass
802.11ac40	5190	13.00	23.98	Pass
	5230	12.93	23.98	Pass
802.11ac80	5210	12.92	23.98	Pass
802.11ax20	5180	13.12	23.98	Pass
	5200	12.93	23.98	Pass
	5240	12.92	23.98	Pass
802.11ax40	5190	13.05	23.98	Pass
	5230	12.95	23.98	Pass
802.11ax80	5210	13.11	23.98	Pass

Any report having not been signed by authorized approver, or having been altered without authorization, or having not been stamped by the "Dedicated Testing/Inspection Stamp" is deemed to be invalid. Copying or excerpting portion of, or altering the content of the report is not permitted without the written authorization of AGC. The test results presented in the report apply only to the tested sample. Any objections to report issued by AGC should be submitted to AGC within 15days after the issuance of the test report. Further enquiry of validity or verification of the test report should be addressed to AGC by agc01@agccert.com.

Test Data of Conducted Output Power for band 5.25-5.35 GHz-ANT 1				
Test Mode	Test Channel (MHz)	Average Power (dBm)	Limits (dBm)	Pass or Fail
802.11a	5260	10.91	23.98	Pass
	5300	10.81	23.98	Pass
	5320	10.78	23.98	Pass
802.11n20	5260	9.92	23.98	Pass
	5300	9.78	23.98	Pass
	5320	9.78	23.98	Pass
802.11n40	5270	9.97	23.98	Pass
	5310	9.81	23.98	Pass
802.11ac20	5260	9.93	23.98	Pass
	5300	9.78	23.98	Pass
	5320	9.78	23.98	Pass
802.11ac40	5270	9.96	23.98	Pass
	5310	9.82	23.98	Pass
802.11ac80	5290	9.84	23.98	Pass
802.11ax20	5260	9.92	23.98	Pass
	5300	9.75	23.98	Pass
	5320	9.76	23.98	Pass
802.11ax40	5270	9.99	23.98	Pass
	5310	9.79	23.98	Pass
802.11ax80	5290	9.96	23.98	Pass

Any report having not been signed by authorized approver, or having been altered without authorization, or having not been stamped by the "Dedicated Testing/Inspection Stamp" is deemed to be invalid. Copying or excerpting portion of, or altering the content of the report is not permitted without the written authorization of AGC. The test results presented in the report apply only to the tested sample. Any objections to report issued by AGC should be submitted to AGC within 15days after the issuance of the test report. Further enquiry of validity or verification of the test report should be addressed to AGC by agc01@agccert.com.

Test Data of Conducted Output Power for band 5.25-5.35 GHz-ANT 2				
Test Mode	Test Channel (MHz)	Average Power (dBm)	Limits (dBm)	Pass or Fail
802.11a	5260	11.05	23.98	Pass
	5300	11.16	23.98	Pass
	5320	11.21	23.98	Pass
802.11n20	5260	9.95	23.98	Pass
	5300	10.16	23.98	Pass
	5320	10.20	23.98	Pass
802.11n40	5270	10.08	23.98	Pass
	5310	10.13	23.98	Pass
802.11ac20	5260	9.97	23.98	Pass
	5300	10.05	23.98	Pass
	5320	10.08	23.98	Pass
802.11ac40	5270	9.99	23.98	Pass
	5310	10.11	23.98	Pass
802.11ac80	5290	10.07	23.98	Pass
802.11ax20	5260	10.08	23.98	Pass
	5300	10.13	23.98	Pass
	5320	10.10	23.98	Pass
802.11ax40	5270	10.01	23.98	Pass
	5310	10.15	23.98	Pass
802.11ax80	5290	10.18	23.98	Pass

Any report having not been signed by authorized approver, or having been altered without authorization, or having not been stamped by the "Dedicated Testing/Inspection Stamp" is deemed to be invalid. Copying or excerpting portion of, or altering the content of the report is not permitted without the written authorization of AGC. The test results presented in the report apply only to the tested sample. Any objections to report issued by AGC should be submitted to AGC within 15days after the issuance of the test report. Further enquiry of validity or verification of the test report should be addressed to AGC by agc01@agccert.com.

Test Data of Conducted Output Power for band 5.25-5.35 GHz-MIMO				
Test Mode	Test Channel (MHz)	Average Power (dBm)	Limits (dBm)	Pass or Fail
802.11n20	5260	12.95	23.98	Pass
	5300	12.98	23.98	Pass
	5320	13.01	23.98	Pass
802.11n40	5270	13.04	23.98	Pass
	5310	12.98	23.98	Pass
802.11ac20	5260	12.96	23.98	Pass
	5300	12.93	23.98	Pass
	5320	12.94	23.98	Pass
802.11ac40	5270	12.99	23.98	Pass
	5310	12.98	23.98	Pass
802.11ac80	5290	12.97	23.98	Pass
802.11ax20	5260	13.01	23.98	Pass
	5300	12.95	23.98	Pass
	5320	12.94	23.98	Pass
802.11ax40	5270	13.01	23.98	Pass
	5310	12.98	23.98	Pass
802.11ax80	5290	13.08	23.98	Pass

Any report having not been signed by authorized approver, or having been altered without authorization, or having not been stamped by the "Dedicated Testing/Inspection Stamp" is deemed to be invalid. Copying or excerpting portion of, or altering the content of the report is not permitted without the written authorization of AGC. The test results presented in the report apply only to the tested sample. Any objections to report issued by AGC should be submitted to AGC within 15days after the issuance of the test report. Further enquiry of validity or verification of the test report should be addressed to AGC by agc01@agccert.com.

Test Data of Conducted Output Power for band 5.470-5.725 GHz-ANT 1				
Test Mode	Test Channel (MHz)	Average Power (dBm)	Limits (dBm)	Pass or Fail
802.11a	5500	10.99	23.98	Pass
	5600	11.10	23.98	Pass
	5700	10.82	23.98	Pass
802.11n20	5500	10.06	23.98	Pass
	5600	10.14	23.98	Pass
	5700	9.77	23.98	Pass
802.11n40	5510	10.03	23.98	Pass
	5590	10.06	23.98	Pass
	5670	9.54	23.98	Pass
802.11ac20	5500	10.05	23.98	Pass
	5600	10.11	23.98	Pass
	5700	9.72	23.98	Pass
802.11ac40	5510	9.97	23.98	Pass
	5590	10.13	23.98	Pass
	5670	9.56	23.98	Pass
802.11ac80	5530	9.81	23.98	Pass
	5610	9.76	23.98	Pass
802.11ax20	5500	10.10	23.98	Pass
	5600	10.16	23.98	Pass
	5700	9.74	23.98	Pass
802.11ax40	5510	10.04	23.98	Pass
	5590	10.23	23.98	Pass
	5670	9.69	23.98	Pass
802.11ax80	5530	10.02	23.98	Pass
	5610	9.94	23.98	Pass

Any report having not been signed by authorized approver, or having been altered without authorization, or having not been stamped by the "Dedicated Testing/Inspection Stamp" is deemed to be invalid. Copying or excerpting portion of, or altering the content of the report is not permitted without the written authorization of AGC. The test results presented in the report apply only to the tested sample. Any objections to report issued by AGC should be submitted to AGC within 15days after the issuance of the test report. Further enquiry of validity or verification of the test report should be addressed to AGC by agc01@agccert.com.

Test Data of Conducted Output Power for band 5.470-5.725 GHz-ANT 2				
Test Mode	Test Channel (MHz)	Average Power (dBm)	Limits (dBm)	Pass or Fail
802.11a	5500	11.29	23.98	Pass
	5600	11.09	23.98	Pass
	5700	10.83	23.98	Pass
802.11n20	5500	10.30	23.98	Pass
	5600	10.16	23.98	Pass
	5700	9.80	23.98	Pass
802.11n40	5510	10.24	23.98	Pass
	5590	10.16	23.98	Pass
	5670	9.64	23.98	Pass
802.11ac20	5500	10.29	23.98	Pass
	5600	10.14	23.98	Pass
	5700	9.88	23.98	Pass
802.11ac40	5510	10.28	23.98	Pass
	5590	10.21	23.98	Pass
	5670	9.74	23.98	Pass
802.11ac80	5530	10.09	23.98	Pass
	5610	9.91	23.98	Pass
802.11ax20	5500	10.33	23.98	Pass
	5600	10.18	23.98	Pass
	5700	9.95	23.98	Pass
802.11ax40	5510	10.29	23.98	Pass
	5590	10.29	23.98	Pass
	5670	9.75	23.98	Pass
802.11ax80	5530	10.22	23.98	Pass
	5610	10.08	23.98	Pass

Any report having not been signed by authorized approver, or having been altered without authorization, or having not been stamped by the "Dedicated Testing/Inspection Stamp" is deemed to be invalid. Copying or excerpting portion of, or altering the content of the report is not permitted without the written authorization of AGC. The test results presented in the report apply only to the tested sample. Any objections to report issued by AGC should be submitted to AGC within 15days after the issuance of the test report. Further enquiry of validity or verification of the test report should be addressed to AGC by agc01@agccert.com.

Test Data of Conducted Output Power for band 5.470-5.725 GHz-MIMO				
Test Mode	Test Channel (MHz)	Average Power (dBm)	Limits (dBm)	Pass or Fail
802.11n20	5500	13.19	23.98	Pass
	5600	13.16	23.98	Pass
	5700	12.80	23.98	Pass
802.11n40	5510	13.15	23.98	Pass
	5590	13.12	23.98	Pass
	5670	12.60	23.98	Pass
802.11ac20	5500	13.18	23.98	Pass
	5600	13.14	23.98	Pass
	5700	12.81	23.98	Pass
802.11ac40	5510	13.14	23.98	Pass
	5590	13.18	23.98	Pass
	5670	12.66	23.98	Pass
802.11ac80	5530	12.96	23.98	Pass
	5610	12.85	23.98	Pass
802.11ax20	5500	13.23	23.98	Pass
	5600	13.18	23.98	Pass
	5700	12.86	23.98	Pass
802.11ax40	5510	13.18	23.98	Pass
	5590	13.27	23.98	Pass
	5670	12.73	23.98	Pass
802.11ax80	5530	13.13	23.98	Pass
	5610	13.02	23.98	Pass

Any report having not been signed by authorized approver, or having been altered without authorization, or having not been stamped by the "Dedicated Testing/Inspection Stamp" is deemed to be invalid. Copying or excerpting portion of, or altering the content of the report is not permitted without the written authorization of AGC. The test results presented in the report apply only to the tested sample. Any objections to report issued by AGC should be submitted to AGC within 15days after the issuance of the test report. Further enquiry of validity or verification of the test report should be addressed to AGC by agc01@agccert.com.

Test Data of Conducted Output Power for band 5.725-5.850 GHz-ANT 1				
Test Mode	Test Channel (MHz)	Average Power (dBm)	Limits (dBm)	Pass or Fail
802.11a	5745	10.97	30	Pass
	5785	10.80	30	Pass
	5825	10.65	30	Pass
802.11n20	5745	9.83	30	Pass
	5785	9.62	30	Pass
	5825	9.45	30	Pass
802.11n40	5755	9.70	30	Pass
	5795	9.53	30	Pass
802.11ac20	5745	9.63	30	Pass
	5785	9.53	30	Pass
	5825	9.44	30	Pass
802.11ac40	5755	9.68	30	Pass
	5795	9.50	30	Pass
802.11ac80	5775	9.54	30	Pass
802.11ax20	5745	9.66	30	Pass
	5785	9.54	30	Pass
	5825	9.46	30	Pass
802.11ax40	5755	9.72	30	Pass
	5795	9.55	30	Pass
802.11ax80	5775	9.71	30	Pass

Any report having not been signed by authorized approver, or having been altered without authorization, or having not been stamped by the "Dedicated Testing/Inspection Stamp" is deemed to be invalid. Copying or excerpting portion of, or altering the content of the report is not permitted without the written authorization of AGC. The test results presented in the report apply only to the tested sample. Any objections to report issued by AGC should be submitted to AGC within 15days after the issuance of the test report. Further enquiry of validity or verification of the test report should be addressed to AGC by agc01@agccert.com.

Test Data of Conducted Output Power for band 5.725-5.850 GHz-ANT 2				
Test Mode	Test Channel (MHz)	Average Power (dBm)	Limits (dBm)	Pass or Fail
802.11a	5745	11.22	30	Pass
	5785	11.05	30	Pass
	5825	10.93	30	Pass
802.11n20	5745	10.23	30	Pass
	5785	9.98	30	Pass
	5825	9.78	30	Pass
802.11n40	5755	10.13	30	Pass
	5795	9.88	30	Pass
802.11ac20	5745	10.14	30	Pass
	5785	9.86	30	Pass
	5825	9.74	30	Pass
802.11ac40	5755	10.08	30	Pass
	5795	9.83	30	Pass
802.11ac80	5775	9.88	30	Pass
802.11ax20	5745	10.11	30	Pass
	5785	10.02	30	Pass
	5825	9.82	30	Pass
802.11ax40	5755	10.21	30	Pass
	5795	9.91	30	Pass
802.11ax80	5775	10.16	30	Pass

Any report having not been signed by authorized approver, or having been altered without authorization, or having not been stamped by the "Dedicated Testing/Inspection Stamp" is deemed to be invalid. Copying or excerpting portion of, or altering the content of the report is not permitted without the written authorization of AGC. The test results presented in the report apply only to the tested sample. Any objections to report issued by AGC should be submitted to AGC within 15days after the issuance of the test report. Further enquiry of validity or verification of the test report should be addressed to AGC by agc01@agccert.com.

Test Data of Conducted Output Power for band 5.725-5.85 GHz-MIMO				
Test Mode	Test Channel (MHz)	Average Power (dBm)	Limits (dBm)	Pass or Fail
802.11n20	5745	13.04	30	Pass
	5785	12.81	30	Pass
	5825	12.63	30	Pass
802.11n40	5755	12.93	30	Pass
	5795	12.72	30	Pass
802.11ac20	5745	12.90	30	Pass
	5785	12.71	30	Pass
	5825	12.60	30	Pass
802.11ac40	5755	12.89	30	Pass
	5795	12.68	30	Pass
802.11ac80	5775	12.72	30	Pass
802.11ax20	5745	12.90	30	Pass
	5785	12.80	30	Pass
	5825	12.65	30	Pass
802.11ax40	5755	12.98	30	Pass
	5795	12.74	30	Pass
802.11ax80	5775	12.95	30	Pass

Any report having not been signed by authorized approver, or having been altered without authorization, or having not been stamped by the "Dedicated Testing/Inspection Stamp" is deemed to be invalid. Copying or excerpting portion of, or altering the content of the report is not permitted without the written authorization of AGC. The test results presented in the report apply only to the tested sample. Any objections to report issued by AGC should be submitted to AGC within 15days after the issuance of the test report. Further enquiry of validity or verification of the test report should be addressed to AGC by agc01@agccert.com.

8. 6DB&26DB Bandwidth Measurement

8.1 Provisions Applicable

The minimum 6dB bandwidth shall be at least 500 kHz.

8.2 Measurement Procedure

◆ -6dB bandwidth (DTS bandwidth) Test setting:

1. Connect EUT RF output port to the Spectrum Analyzer through an RF attenuator
2. Set the EUT Work on operation frequency individually.
3. Set RBW = 100kHz.
4. Set the VBW $\geq 3 \times$ RBW. Detector = Peak. Trace mode = max hold.
5. Measure the maximum width of the emission that is 6 dB down from the peak of the emission.

◆ 99% occupied bandwidth test setting:

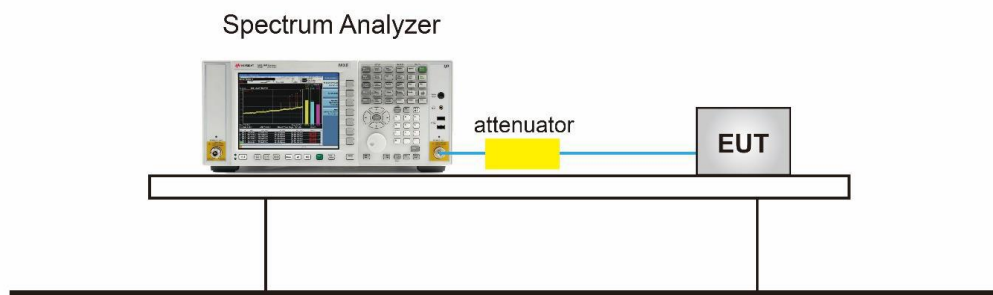
1. Connect EUT RF output port to the Spectrum Analyzer through an RF attenuator
2. Set the EUT Work on the top, the middle and the bottom operation frequency individually.
3. Set Span = approximately 1.5 to 5 times the OBW, centered on a nominal channel
The nominal IF filter bandwidth (3 dB RBW) shall be in the range of 1% to 5% of the OBW and video bandwidth (VBW) shall be approximately three times RBW; Sweep = auto; Detector function = peak
4. Set SPA Trace 1 Max hold, then View.

◆ -26dB Bandwidth test setting:

1. Set RBW = approximately 1% of the emission bandwidth.
2. Set the VBW > RBW.
3. Detector = Peak.
4. Trace mode = max hold.
5. Measure the maximum width of the emission that is 26 dB down from the maximum of the emission.
Compare this with the RBW setting of the analyzer. Readjust RBW and repeat measurement as needed until the RBW/EBW ratio is approximately 1%.

Note: The EUT was tested according to KDB 789033 for compliance to FCC 47CFR 15.407 requirements.

8.3 Measurement Setup (Block Diagram of Configuration)



Any report having not been signed by authorized approver, or having been altered without authorization, or having not been stamped by the "Dedicated Testing/Inspection Stamp" is deemed to be invalid. Copying or excerpting portion of, or altering the content of the report is not permitted without the written authorization of AGC. The test results presented in the report apply only to the tested sample. Any objections to report issued by AGC should be submitted to AGC within 15days after the issuance of the test report. Further enquiry of validity or verification of the test report should be addressed to AGC by agc01@agccert.com.

8.4 Measurement Results

Test Data of Occupied Bandwidth and -26dB Bandwidth for band 5.15-5.25 GHz-ANT 1					
Test Mode	Test Channel (MHz)	99% Occupied Bandwidth (MHz)	-26dB Bandwidth (MHz)	Limits (MHz)	Pass or Fail
802.11a	5180	16.330	18.379	N/A	Pass
	5200	16.328	18.370	N/A	Pass
	5240	16.337	18.377	N/A	Pass
802.11n20	5180	17.478	19.152	N/A	Pass
	5200	17.476	19.183	N/A	Pass
	5240	17.491	19.177	N/A	Pass
802.11n40	5190	36.001	38.767	N/A	Pass
	5230	35.990	38.858	N/A	Pass
802.11ac20	5180	17.480	19.222	N/A	Pass
	5200	17.482	19.144	N/A	Pass
	5240	17.488	19.203	N/A	Pass
802.11ac40	5190	35.996	38.529	N/A	Pass
	5230	36.019	38.641	N/A	Pass
802.11ac80	5210	76.323	86.642	N/A	Pass
802.11ax20	5180	18.884	20.215	N/A	Pass
	5200	18.856	20.221	N/A	Pass
	5240	18.869	20.298	N/A	Pass
802.11ax40	5190	37.585	39.577	N/A	Pass
	5230	37.606	39.542	N/A	Pass
802.11ax80	5210	77.391	81.316	N/A	Pass

Any report having not been signed by authorized approver, or having been altered without authorization, or having not been stamped by the "Dedicated Testing/Inspection Stamp" is deemed to be invalid. Copying or excerpting portion of, or altering the content of the report is not permitted without the written authorization of AGC. The test results presented in the report apply only to the tested sample. Any objections to report issued by AGC should be submitted to AGC within 15days after the issuance of the test report. Further enquiry of validity or verification of the test report should be addressed to AGC by agc01@agccert.com.

Test Data of Occupied Bandwidth and -26dB Bandwidth for band 5.15-5.25 GHz-ANT 2					
Test Mode	Test Channel (MHz)	99% Occupied Bandwidth (MHz)	-26dB Bandwidth (MHz)	Limits (MHz)	Pass or Fail
802.11a	5180	16.346	18.364	N/A	Pass
	5200	16.333	18.318	N/A	Pass
	5240	16.334	18.345	N/A	Pass
802.11n20	5180	17.489	19.213	N/A	Pass
	5200	17.484	19.158	N/A	Pass
	5240	17.489	19.196	N/A	Pass
802.11n40	5190	35.998	38.798	N/A	Pass
	5230	35.991	38.968	N/A	Pass
802.11ac20	5180	17.493	19.178	N/A	Pass
	5200	17.492	19.221	N/A	Pass
	5240	17.497	19.290	N/A	Pass
802.11ac40	5190	36.018	38.818	N/A	Pass
	5230	36.019	38.729	N/A	Pass
802.11ac80	5210	76.292	87.260	N/A	Pass
802.11ax20	5180	18.883	20.243	N/A	Pass
	5200	18.891	20.200	N/A	Pass
	5240	18.883	20.388	N/A	Pass
802.11ax40	5190	37.628	39.622	N/A	Pass
	5230	37.659	39.598	N/A	Pass
802.11ax80	5210	77.398	80.684	N/A	Pass

Any report having not been signed by authorized approver, or having been altered without authorization, or having not been stamped by the "Dedicated Testing/Inspection Stamp" is deemed to be invalid. Copying or excerpting portion of, or altering the content of the report is not permitted without the written authorization of AGC. The test results presented in the report apply only to the tested sample. Any objections to report issued by AGC should be submitted to AGC within 15days after the issuance of the test report. Further enquiry of validity or verification of the test report should be addressed to AGC by agc01@agccert.com.

Test Data of Occupied Bandwidth and -26dB Bandwidth for band 5.25-5.35 GHz-ANT 1					
Test Mode	Test Channel (MHz)	99% Occupied Bandwidth (MHz)	-26dB Bandwidth (MHz)	Limits (MHz)	Pass or Fail
802.11a	5260	16.325	18.352	N/A	Pass
	5300	16.314	18.187	N/A	Pass
	5320	16.325	18.205	N/A	Pass
802.11n20	5260	17.492	19.223	N/A	Pass
	5300	17.475	19.210	N/A	Pass
	5320	17.486	19.142	N/A	Pass
802.11n40	5270	36.006	38.708	N/A	Pass
	5310	35.987	38.901	N/A	Pass
802.11ac20	5260	17.485	19.239	N/A	Pass
	5300	17.474	19.219	N/A	Pass
	5320	17.489	19.179	N/A	Pass
802.11ac40	5270	36.022	38.898	N/A	Pass
	5310	36.029	38.737	N/A	Pass
802.11ac80	5290	76.371	87.027	N/A	Pass
802.11ax20	5260	18.882	20.261	N/A	Pass
	5300	18.871	20.208	N/A	Pass
	5320	18.859	20.353	N/A	Pass
802.11ax40	5270	37.609	39.701	N/A	Pass
	5310	37.611	39.710	N/A	Pass
802.11ax80	5290	77.411	80.581	N/A	Pass

Any report having not been signed by authorized approver, or having been altered without authorization, or having not been stamped by the "Dedicated Testing/Inspection Stamp" is deemed to be invalid. Copying or excerpting portion of, or altering the content of the report is not permitted without the written authorization of AGC. The test results presented in the report apply only to the tested sample. Any objections to report issued by AGC should be submitted to AGC within 15days after the issuance of the test report. Further enquiry of validity or verification of the test report should be addressed to AGC by agc01@agccert.com.

Test Data of Occupied Bandwidth and -26dB Bandwidth for band 5.25-5.35 GHz-ANT 2					
Test Mode	Test Channel (MHz)	99% Occupied Bandwidth (MHz)	-26dB Bandwidth (MHz)	Limits (MHz)	Pass or Fail
802.11a	5260	16.336	18.357	N/A	Pass
	5300	16.337	18.341	N/A	Pass
	5320	16.334	18.415	N/A	Pass
802.11n20	5260	17.496	19.189	N/A	Pass
	5300	17.497	19.281	N/A	Pass
	5320	17.491	19.180	N/A	Pass
802.11n40	5270	35.977	38.690	N/A	Pass
	5310	36.027	38.886	N/A	Pass
802.11ac20	5260	17.498	19.203	N/A	Pass
	5300	17.488	19.261	N/A	Pass
	5320	17.489	19.252	N/A	Pass
802.11ac40	5270	36.022	38.719	N/A	Pass
	5310	36.035	38.666	N/A	Pass
802.11ac80	5290	76.235	87.030	N/A	Pass
802.11ax20	5260	18.878	20.456	N/A	Pass
	5300	18.859	20.331	N/A	Pass
	5320	18.883	20.244	N/A	Pass
802.11ax40	5270	37.664	39.638	N/A	Pass
	5310	37.677	39.650	N/A	Pass
802.11ax80	5290	77.291	80.450	N/A	Pass

Any report having not been signed by authorized approver, or having been altered without authorization, or having not been stamped by the "Dedicated Testing/Inspection Stamp" is deemed to be invalid. Copying or excerpting portion of, or altering the content of the report is not permitted without the written authorization of AGC. The test results presented in the report apply only to the tested sample. Any objections to report issued by AGC should be submitted to AGC within 15days after the issuance of the test report. Further enquiry of validity or verification of the test report should be addressed to AGC by agc01@agccert.com.

Test Data of Occupied Bandwidth and -26dB Bandwidth for band 5.47-5.725 GHz-ANT 1					
Test Mode	Test Channel (MHz)	99% Occupied Bandwidth (MHz)	-26dB Bandwidth (MHz)	Limits (MHz)	Pass or Fail
802.11a	5500	16.337	18.328	N/A	Pass
	5600	16.325	18.186	N/A	Pass
	5700	16.327	18.288	N/A	Pass
802.11n20	5500	17.479	19.157	N/A	Pass
	5600	17.480	19.207	N/A	Pass
	5700	17.481	19.154	N/A	Pass
802.11n40	5510	36.005	38.953	N/A	Pass
	5590	35.988	38.822	N/A	Pass
	5670	35.980	38.930	N/A	Pass
802.11ac20	5500	17.496	19.137	N/A	Pass
	5600	17.501	19.128	N/A	Pass
	5700	17.491	19.222	N/A	Pass
802.11ac40	5510	35.996	38.842	N/A	Pass
	5590	36.032	38.668	N/A	Pass
	5670	36.034	38.602	N/A	Pass
802.11ac80	5530	76.271	86.567	N/A	Pass
	5610	76.260	86.572	N/A	Pass
802.11ax20	5500	18.855	20.357	N/A	Pass
	5600	18.873	20.164	N/A	Pass
	5700	18.883	20.221	N/A	Pass
802.11ax40	5510	37.603	39.472	N/A	Pass
	5590	37.606	39.670	N/A	Pass
	5670	37.661	39.665	N/A	Pass
802.11ac80	5530	77.462	80.739	N/A	Pass
	5610	77.427	80.823	N/A	Pass

Any report having not been signed by authorized approver, or having been altered without authorization, or having not been stamped by the "Dedicated Testing/Inspection Stamp" is deemed to be invalid. Copying or excerpting portion of, or altering the content of the report is not permitted without the written authorization of AGC. The test results presented in the report apply only to the tested sample. Any objections to report issued by AGC should be submitted to AGC within 15days after the issuance of the test report. Further enquiry of validity or verification of the test report should be addressed to AGC by agc01@agccert.com.

Test Data of Occupied Bandwidth and -26dB Bandwidth for band 5.47-5.725 GHz-ANT 2					
Test Mode	Test Channel (MHz)	99% Occupied Bandwidth (MHz)	-26dB Bandwidth (MHz)	Limits (MHz)	Pass or Fail
802.11a	5500	16.344	18.345	N/A	Pass
	5600	16.336	18.246	N/A	Pass
	5700	16.350	18.407	N/A	Pass
802.11n20	5500	17.488	19.197	N/A	Pass
	5600	17.485	19.284	N/A	Pass
	5700	17.495	19.161	N/A	Pass
802.11n40	5510	36.000	38.858	N/A	Pass
	5590	36.018	38.762	N/A	Pass
	5670	36.015	38.852	N/A	Pass
802.11ac20	5500	17.489	19.252	N/A	Pass
	5600	17.476	19.244	N/A	Pass
	5700	17.494	19.201	N/A	Pass
802.11ac40	5510	36.025	38.621	N/A	Pass
	5590	36.035	38.845	N/A	Pass
	5670	36.056	38.790	N/A	Pass
802.11ac80	5530	76.312	86.400	N/A	Pass
	5610	76.365	86.735	N/A	Pass
802.11ax20	5500	18.883	20.424	N/A	Pass
	5600	18.887	20.147	N/A	Pass
	5700	18.878	20.184	N/A	Pass
802.11ax40	5510	37.656	39.652	N/A	Pass
	5590	37.676	39.669	N/A	Pass
	5670	37.644	39.661	N/A	Pass
802.11ax80	5530	77.334	80.427	N/A	Pass
	5610	77.387	80.720	N/A	Pass

Any report having not been signed by authorized approver, or having been altered without authorization, or having not been stamped by the "Dedicated Testing/Inspection Stamp" is deemed to be invalid. Copying or excerpting portion of, or altering the content of the report is not permitted without the written authorization of AGC. The test results presented in the report apply only to the tested sample. Any objections to report issued by AGC should be submitted to AGC within 15days after the issuance of the test report. Further enquiry of validity or verification of the test report should be addressed to AGC by agc01@agccert.com.

Test Data of Occupied Bandwidth and DTS Bandwidth for band 5.725-5.85 GHz-ANT 1					
Test Mode	Test Channel (MHz)	99% Occupied Bandwidth (MHz)	DTS Bandwidth (MHz)	DTS Limits (MHz)	Pass or Fail
802.11a	5745	16.327	16.311	0.5	Pass
	5785	16.340	16.315	0.5	Pass
	5825	16.336	16.318	0.5	Pass
802.11n20	5745	17.480	16.809	0.5	Pass
	5785	17.489	17.527	0.5	Pass
	5825	17.477	17.556	0.5	Pass
802.11n40	5755	35.958	35.326	0.5	Pass
	5795	36.003	36.045	0.5	Pass
802.11ac20	5745	17.485	17.218	0.5	Pass
	5785	17.496	17.281	0.5	Pass
	5825	17.486	17.510	0.5	Pass
802.11ac40	5755	36.019	35.562	0.5	Pass
	5795	36.029	35.575	0.5	Pass
802.11ac80	5775	76.270	76.378	0.5	Pass
802.11ax20	5180	18.868	18.384	0.5	Pass
	5200	18.876	18.002	0.5	Pass
	5240	18.857	17.835	0.5	Pass
802.11ax40	5190	37.624	36.638	0.5	Pass
	5230	37.616	37.537	0.5	Pass
802.11ax80	5210	77.461	77.560	0.5	Pass

Any report having not been signed by authorized approver, or having been altered without authorization, or having not been stamped by the "Dedicated Testing/Inspection Stamp" is deemed to be invalid. Copying or excerpting portion of, or altering the content of the report is not permitted without the written authorization of AGC. The test results presented in the report apply only to the tested sample. Any objections to report issued by AGC should be submitted to AGC within 15days after the issuance of the test report. Further enquiry of validity or verification of the test report should be addressed to AGC by agc01@agccert.com.

Test Data of Occupied Bandwidth and DTS Bandwidth for band 5.725-5.85 GHz-ANT 2					
Test Mode	Test Channel (MHz)	99% Occupied Bandwidth (MHz)	DTS Bandwidth (MHz)	DTS Limits (MHz)	Pass or Fail
802.11a	5745	16.340	16.338	0.5	Pass
	5785	16.330	16.340	0.5	Pass
	5825	16.345	16.333	0.5	Pass
802.11n20	5745	17.485	16.935	0.5	Pass
	5785	17.495	17.547	0.5	Pass
	5825	17.494	17.279	0.5	Pass
802.11n40	5755	36.033	36.021	0.5	Pass
	5795	36.013	35.450	0.5	Pass
802.11ac20	5745	17.509	17.551	0.5	Pass
	5785	17.496	17.525	0.5	Pass
	5825	17.501	17.555	0.5	Pass
802.11ac40	5755	36.041	35.679	0.5	Pass
	5795	36.043	35.981	0.5	Pass
802.11ac80	5775	76.275	76.359	0.5	Pass
802.11ax20	5180	18.876	18.548	0.5	Pass
	5200	18.897	17.833	0.5	Pass
	5240	18.881	17.903	0.5	Pass
802.11ax40	5190	37.641	37.540	0.5	Pass
	5230	37.656	36.636	0.5	Pass
802.11ax80	5210	77.362	77.629	0.5	Pass

Any report having not been signed by authorized approver, or having been altered without authorization, or having not been stamped by the "Dedicated Testing/Inspection Stamp" is deemed to be invalid. Copying or excerpting portion of, or altering the content of the report is not permitted without the written authorization of AGC. The test results presented in the report apply only to the tested sample. Any objections to report issued by AGC should be submitted to AGC within 15days after the issuance of the test report. Further enquiry of validity or verification of the test report should be addressed to AGC by agc01@agccert.com.