






# Test Setup Photographs

## Photographs of Radiated Emissions Test Setup









The EUT was taped to a foam stand in order to change the axis of rotation.

# Photographs of Conducted Emissions Test Setup

