


NTSC

# PLASMA TV

OWNER'S INSTRUCTION

*Delight your Eyes with Flat TV*



## **U.S.A.**

### **U.S.FEDERAL COMMUNICATIONS COMMISSION RADIO FREQUENCY INTERFERENCE STATEMENT INFORMATION TO THE USER**

NOTE : This equipment has been tested and found to comply with the limits for a  
Class B digital device pursuant to Part 15 of the FCC Rules.

These limits are designed to provide reasonable protection against harmful  
Interference in a residential installation.

This equipment generates, uses, and can radiate radio frequency energy and, if  
Not installed and used in accordance with the instructions, may cause harmful  
Interference to radio communications.

However, there is no guarantee that interference will not occur in a particular  
Installation.

If this equipment does cause harmful interference to radio or television reception,  
Which can be determined by turning the equipment off and on, the user is  
encouraged to try to correct the interference by one or more of the following  
measures:

- Reorient or relocate the receiving antenna.
- Increase the separation between the equipment and receiver.
- Connect the equipment into an outlet of a circuit different from that  
to which the receiver is connected.
- Consult the dealer or an experienced radio/TV technician for assistance.


Changes or modification not expressly approved by the party responsible for  
Compliance could void the user's authority to operate the equipment.


Connecting of peripherals requires the use of grounded shielded signal cables.

# Contents

|  |    |
|--|----|
| <b>Important Safety Information</b>                    | 2  |
| <b>Overview Of Your New PDP</b>                        | 8  |
| OSD Button   | 8  |
| OSD Key Function                                       | 8  |
| Connecting To External Equipment                       | 9  |
| RS-232C Configurations                                 | 10 |
| <b>Accessories</b>                                     | 12 |
| <b>Features Of The Remote Control</b>                  | 13 |
| Loading The Batteries                                  | 14 |
| Reception Range Of Remote Control                      | 14 |
| <b>Monitor Installation</b>                            | 15 |
| Wall Mount (optional) Installation                     | 15 |
| Table Stand (optional) Installation                    | 19 |
| Speaker Installation                                   | 21 |
| <b>Optional Extras</b>                                 | 25 |
| <b>Watching TV</b>                                     | 26 |
| To watch TV (When the Interface board is installed)    | 26 |
| <b>Watching VCR</b>                                    | 27 |
| To watch VCR (When the Interface board is installed)   | 27 |
| <b>Watching DVD (Interlace)</b>                        | 28 |
| How to connect (When the Interface board is installed) | 28 |
| How to use (When the Interface board is installed)     | 28 |
| <b>Watching DVD (Progressive)</b>                      | 29 |
| How to use (When the Interface board is installed)     | 29 |
| <b>Connecting The PC</b>                               | 30 |
| <b>Displayable Monitor Specification</b>               | 31 |
| <b>OSD Structure</b>                                   | 32 |
| <b>PICTURE (TV&amp;VIDEO)</b>                          | 33 |
| <b>PICTURE (PC)</b>                                    | 35 |
| <b>SOUND (TV&amp;VIDEO+PC)</b>                         | 37 |
| <b>MISC (TV&amp;VIDEO+PC)</b>                          | 38 |
| <b>TIME</b>  | 40 |
| <b>TV SET-UP</b>                                       | 41 |
| <b>PIP (PC)</b>  | 42 |
| <b>Hot Key Function By Remote Control</b>              | 43 |
| <b>Specification</b>                                   | 46 |
| <b>Troubleshooting</b>                                 | 48 |
| <b>Waranty Card</b>                                    | 49 |

# Important Safety Information

**CAUTION**  
RISK OF ELECTRIC SHOCK  
DO NOT OPEN



**CAUTION : TO REDUCE THE RISK OF ELECTRIC SHOCK, DO NOT REMOVE COVER (OR BACK), NO USER-SERVICEABLE PARTS INSIDE. REFER SERVICING TO QUALIFIED SERVICE PERSONNEL.**



This symbol is intended to alert the user to the presence of uninsulated "dangerous voltage" within the product's enclosure that may be of sufficient magnitude to constitute a risk of electric shock to persons.



This symbol is intended to alert the user to the presence of important operating and maintenance(servicing instructions in the literature accompanying the appliance.

**CAUTION**

- TO PREVENT DAMAGE WHICH MAY RESULT IN FIRE OR SHOCK HAZARD.
- DO NOT EXPOSE THIS APPLIANCE TO RAIN OR MOISTURE.
- SHOCK HAZARD DO NOT OPEN.

**CAUTION**

These servicing instructions are for use by qualified service personnel only. To reduce the risk of electric shock, do not perform any servicing other than that contained in the operating instructions unless you are qualified to do so.

**CAUTION**

The stand intended for use only with This PDP TV. Use with other apparatus is capable of resulting in Instability causing possible injury .

## WARNING

- Apparatus shall not be exposed to dripping or splashing and no objects filled with liquids, such as vases, shall be placed on the apparatus.
- This is Class B product. In a domestic environment this product may cause radio interference in which case the user may be required to take adequate measures.
- To reduce the risk of fire and electric shock, do not expose this product to rain or moisture.

## FCC NOTICE

This device has been tested and found to comply with the limits for a Class B device, pursuant to Part 15 of the FCC Rules. These limits are designed to provide reasonable protection against harmful interference in home environment as well as in a commercial, industrial or business environment. This equipment can generate, use and radiate radio frequency energy and, if not installed and used in accordance with the instruction, may cause harmful interference to radio communications.


However, there is no guarantee that interference will not occur in a particular installation. If this equipment does cause harmful interference to radio or television reception, which can be determined by turning the equipment off and on, the user is encouraged to try to correct the interference by one or more of the following measures :

- Reorient or relocate the receiving antenna.
- Increase the separation between the equipment and receiver.
- Connect the equipment into an outlet on a circuit different from that to which the receiver is connected.
- Consult the dealer or an experienced radio/TV technician for help.


Changes or modification not expressly approved by the party responsible for compliance could void the user's authority to operate the equipment.

Connecting of peripherals requires the use of grounded shielded signal cables.


- **Always be careful when using your Monitor. To reduce the risk of fire, electrical shock, and other injuries, keep these safety precautions in mind when installing, using, and maintaining your machine.**



Read all safety and operating instructions before operating your Monitor.



Keep the safety and operating instructions for future reference.



Heed all warnings on the Monitor and in the operating instructions.