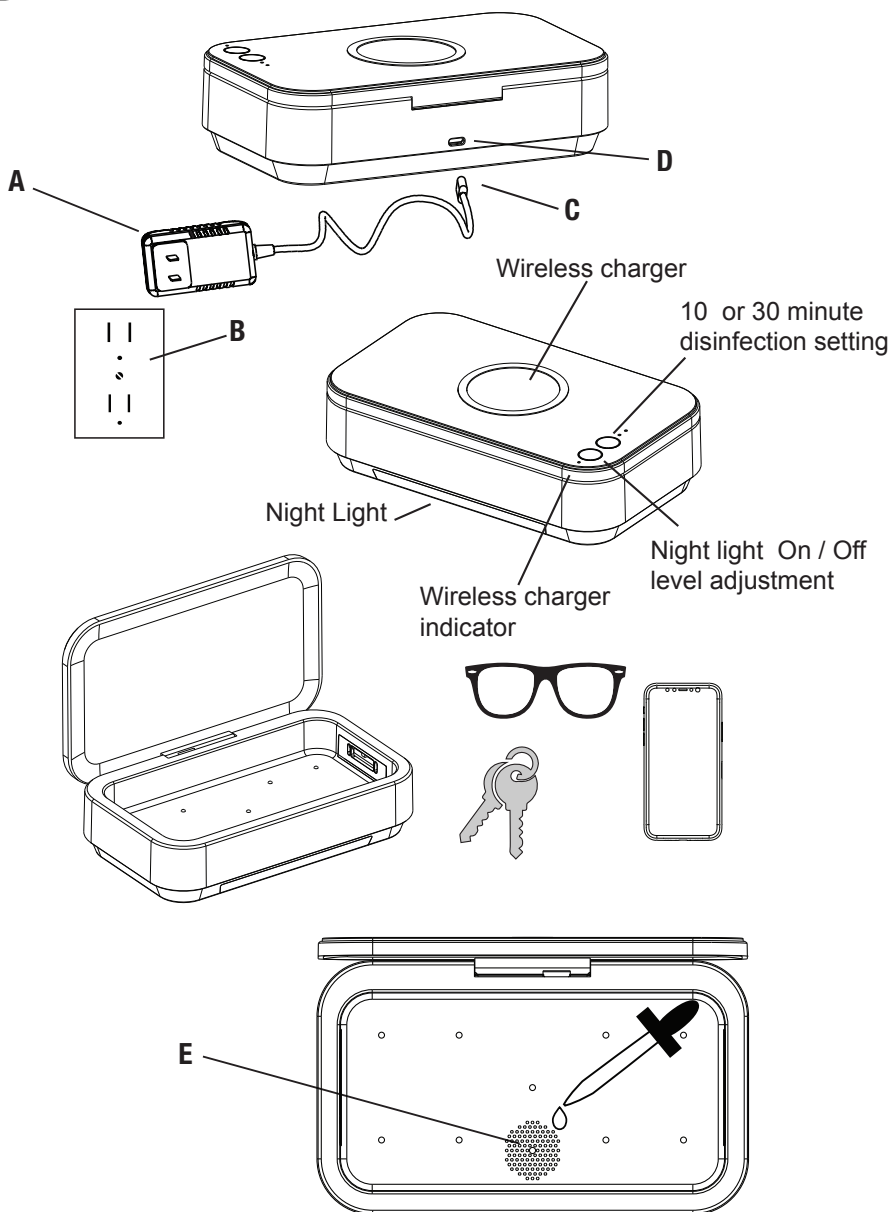




Disinfecting Phone Case with Wireless Charging

UV024WXM



ENGLISH

Disinfecting Phone Case with Wireless Charging

CONGRATULATIONS!

You've purchased the finest in consumer UV light disinfection technology with your new OttLite® product.

LIMITED WARRANTY

Thank you for purchasing your new OttLite® product. To ensure your complete satisfaction, please save this warranty and your purchase receipt.

OttLite® UVC products carry a two-year limited parts and labor warranty.

To obtain service or shipping address simply call 1-800-842-8848 or email custserv@OttLite.com. An OttLite customer service representative will assist you. If it is necessary to return your OttLite product, they will provide you with a Return Authorization Number (RMA). In this event, please return the complete unit with proof of purchase. If after 90 days, please include payment of \$9.90 (U.S. Dollars) to cover return postage and handling costs. Returns without an RMA number will not be accepted. Alterations to OttLite® products may result in voiding this warranty.

This limited warranty is provided in lieu of any other warranties, obligations or liabilities expressed or implied including, but not limited to, any expressed or implied warranty of merchantability and shall be limited to the duration of this written limited warranty.

Some countries and some individual states in the United States of America do not allow limitations as to how long an implied warranty lasts, so the above limitations may not apply to you.

OttLite® shall not be liable to the purchaser, or any other person for any incidental or consequential damages or loss of profits arising from the use of, or any defect in, or malfunction or failure of the product. Some countries and some individual states in the United States of America do not allow the exclusion or limitation of incidental or consequential damages and these limitations may not apply to you. Only OttLite® may change, amend or modify the terms of this limited warranty and those changes, amendments or modifications must be in writing to be binding on OttLite®. To prevent risk of fire never use the OttLite® product on a dimming circuit.

This Limited Warranty gives you specific legal rights. You may also have other rights, which vary from state to state in the United States of America and from country to country.

NOTE: The important safety instructions appearing in this instruction sheet are not meant to cover all possible conditions and situations that may occur. It must be understood that common sense, caution, and care must be used with any electrical product.



This product is not intended to be used by children



This product is not intended to be used by children

Do not expose skin or eyes to the UV-C light.

UV-C can cause skin burns and eye inflammation.

This product should not be used by children.

Not intended for use on food.


For indoor use only.

Do not expose to fire, rain, moisture or wet areas.

Do not expose to heat.

NOTE: THIS UNIT IS FULLY ASSEMBLED AND INCLUDES NO USER SERVICEABLE PARTS

INSTRUCTIONS FOR DISINFECTION:

1. Plug the AC adaptor (A) into a standard 120V wall outlet (B) and insert the DC plug (C) into the port (D) on the back of the product.
2. Open the lid and insert the items you wish to disinfect such as a smartphone, keys or glasses then close the lid.
3. Pressing the  button once will set the timer for 10 minutes and a green indicator light will come on, pressing it again will set it for 30 minutes and the indicator light will change to blue. The case will make an audible beep and automatically turn off when process is complete.

INSTRUCTIONS FOR WIRELESS CHARGING:


Place your wireless charging compatible device such as a smartphone or tablet face up on top of the closed case lid. When properly centered the device will begin to charge and the charging indicator light will come on.

Note that charging times vary with different devices and not all devices are compatible with wireless charging.

UVC-01

Check the charge level on your device periodically to determine when it is fully charged. **NOTE:** Product DOES NOT provide any indication of when device is fully charged.

INSTRUCTIONS FOR NIGHT LIGHT:

Pressing the  button once will turn on the night light. Pressing it again will reduce the brightness. Pressing it a 3rd time will turn it off.

INSTRUCTIONS FOR ESSENTIAL OIL DIFFUSER

Place ONE drop of essential oil (not included) into the diffusing area (E) prior to starting disinfection.

CAUTION! THE UV LIGHT SOURCE OF THIS PRODUCT IS NOT REPLACEABLE; WHEN THE UV LIGHT SOURCE REACHES ITS END OF LIFE THE WHOLE PRODUCT SHALL BE REPLACED.

CAUTION: Any change or modification to product not expressly recognized by OttLite Technologies voids OttLite’s responsibility for proper function of product.

FCC PART 15

Note: This equipment has been tested and found to comply with the limits for a Class B digital device, pursuant to Part 15 of the FCC rules. These limits are designed to provide reasonable protection against harmful interference in a residential installation. This equipment generates, uses and can radiate radio frequency energy and, if not installed and used in accordance with the instructions, may cause harmful interference to radio communications. However, there is no guarantee that the interference will not occur in a particular installation. If this equipment does cause harmful interference to radio or television reception, which can be determined by turning the equipment off and on, the user is encouraged to try to correct the interference by one or more of the following measures:

- Reorient or relocate the receiving antenna.
- Increase the separation between the equipment and receiver.
- Connect the equipment into an outlet on a circuit different from that to which the receiver is connected.
- Consult the dealer or an experienced radio/TV technician for help.

Changes or modifications not expressly approved by the party responsible for compliance could void the user’s authority to operate the equipment.

This device complies with Part 15 of the FCC Rules. Operation is subject to the following two conditions:
(1) this device may not cause harmful interference, and
(2) this device must accept any interference received, including interference that may cause undesired operation.

FCC/IC RF RADIATION EXPOSURE STATEMENT CAUTION:

To maintain compliance with the FCC’s RF exposure guidelines, place the product at least 20cm from nearby persons.

Pour rester en conformité avec les consignes d'exposition aux RF, placez le produit à au moins 20 cm des personnes proches.

CAN ICES-005 (B)/NMB-005 (B)

POWER ADAPTER SPECIFICATION:

Input: AC 100-240V, 50/60 Hz, 0.8A Max
Output: 9V DC, 2A with a Male DC Plug

WIRELESS CHARGER SPECIFICATION:

Output: up to 10 watts depending on device

This device contains licence-exempt transmitter(s)/receiver(s) that comply with Innovation, Science and Economic Development Canada’s licence-exempt RSS(s). Operation is subject to the following two conditions:
1. This device may not cause interference.
2. This device must accept any interference, including interference that may cause undesired operation of the device.

L’émetteur/récepteur exempt de licence contenu dans le présent appareil est conforme aux CNR d’Innovation, Sciences et Développement économique Canada applicables aux appareils radio exempts de licence. L’exploitation est autorisée aux deux conditions suivantes:
1. L’appareil ne doit pas produire de brouillage;
2. L’appareil doit accepter tout brouillage radioélectrique subi, même si le brouillage est susceptible d’en compromettre le fonctionnement.