

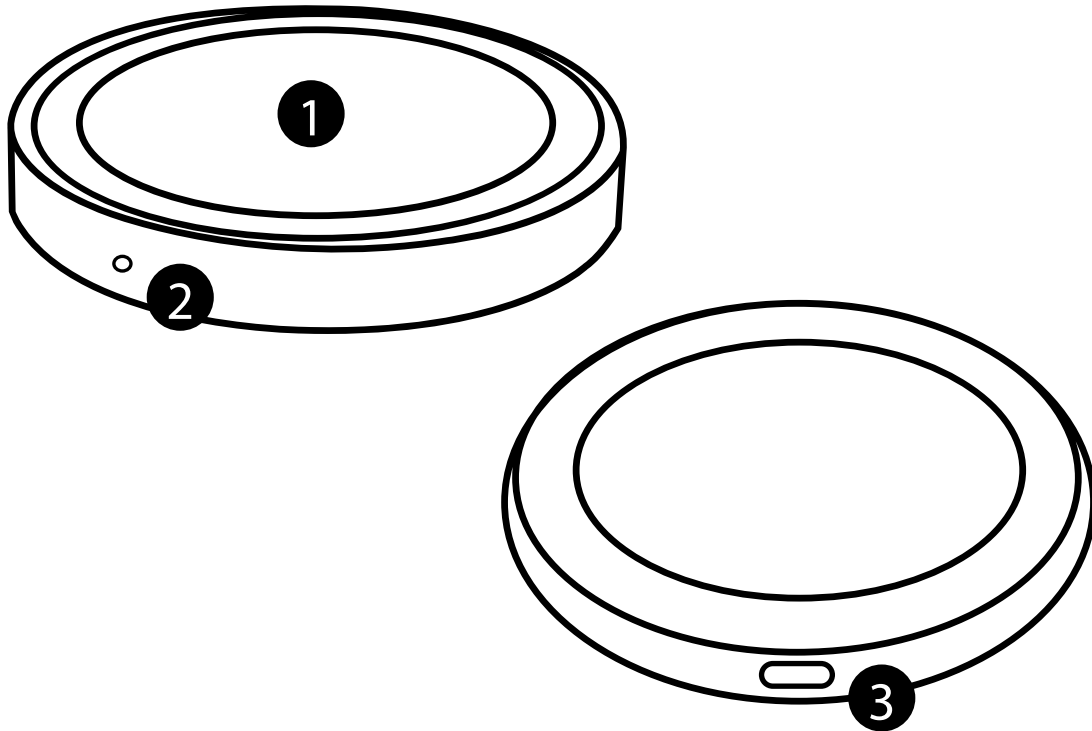
7143-78

Quake 2.0 Wireless Charging Pad

Instruction Manual

Whats Included:

- 1 x Wireless Charging Pad
- 1 x Type-C to Type-C Charging Cable



Functions:

1. Wireless Charging Surface
2. LED Indicator
3. Type-C Input Port

Tech Specifications:

1. Input Power: DC 5V/2A; 9V/2.22A
2. Output Power: 5W/7.5W/10W/15W

Instructions:

1. Wireless Charging Mobile phones and other electronic devices:

- Using the included Type-C to Type-C charging cable, insert the Type-C tip of the cable into a certified AC adapter and the Type-C tip into Type-C Input Port(3).
- LED indicator(2) will flash RED & BLUE, then glow RED when in standby phase.
- Place the wireless charging supported mobile device on the wireless charging surface(1).
- Phone will begin to charge automatically, LED indicator will glow BLUE when device is charging.
- Once fully charged remove the device.

**** Note:** When wireless charging, if the LED indicator flashes the device is either not a wireless charging device or there is an object between the device and charging surface interfering with the charging process.

Safety Precautions:

WARNING-When using this product, basic precautions should always be followed:

1. Read all the instructions before use.
2. Never store or use this product in temperatures below 32°F(0°C) or above 115°F(45°C).
3. Do not overcharge your phone. The unit may become hot under excessive use. Remove your phone once it is fully charged. Never charge your phone for more than 7 hours at a time.
4. To reduce the risk of injury, close supervision is required when the product is used near children.
5. Do not expose the device to moisture.
6. Do not use the device in excess of its output rating. Overload outputs above the rating may result in a risk of fire or injury.
7. Do not use the device if damaged or modified.
8. Damaged or modified batteries may exhibit unpredictable behaviour resulting in fire, explosion or risk of injury.
9. Do not disassemble the device. For repairs, seek a qualified service professional. Incorrect reassembly may result in a risk of fire or injury.
10. Do not expose the device to fire or excessive temperature. Exposure to fire or temperatures above 104°F may cause explosion.
11. To ensure product safety, ensure that identical replacement parts.
12. Attachments on the back of your phone can impede the effectiveness of the wireless charger, and lead to overheating. You must remove attachments from the phone before charging on this device.

FCC Statement:

- This device complies with part 15 of the FCC rules. Operation is subject to the following two conditions
- (1) this device may not cause harmful interference, and
- (2) this device must accept any interference received, including interference that may cause undesired operation.

Note:

This equipment has been tested and found to comply with the limits for a Class B digital device pursuant to part 15 of the FCC Rules. These limits are designed to provide reasonable protection against harmful interference in a residential installation.

This equipment generates uses and can radiate radio frequency energy and, if not installed and used in accordance with the instructions, may cause harmful interference to radio communications. However, there is no guarantee that interference will not occur in a particular installation. If this equipment does cause harmful interference to radio or television reception, which can be determined by turning the equipment the interference by one or more of the following measures:

Reorient or relocate the receiving antenna.

- Increase the separation between the equipment and receiver.
- Connect the equipment into an outlet on a circuit different from that to which the receiver is connected.
- Consult the dealer or an experienced radio/TV technician for help.

Warning:

Changes or modifications not expressly approved by the party responsible for compliance could void the user's authority to operate the equipment.

FCC Radiation Exposure Statement:

antennas used for this transmitter must be installed to provide a separation distance of at least 20 cm from all persons and must not be co-located for operating in conjunction with any other antenna or transmitter.

Name of the Distributor:

Leedsworld Inc

Address of the Distributor:

400 Hunt Valley Road,

New Kensington,


PA 15068 USA.

WWW.PCNA.COM

FCC ID: 2BAUN-AB0183

Model #: AB0183

Made in Laos



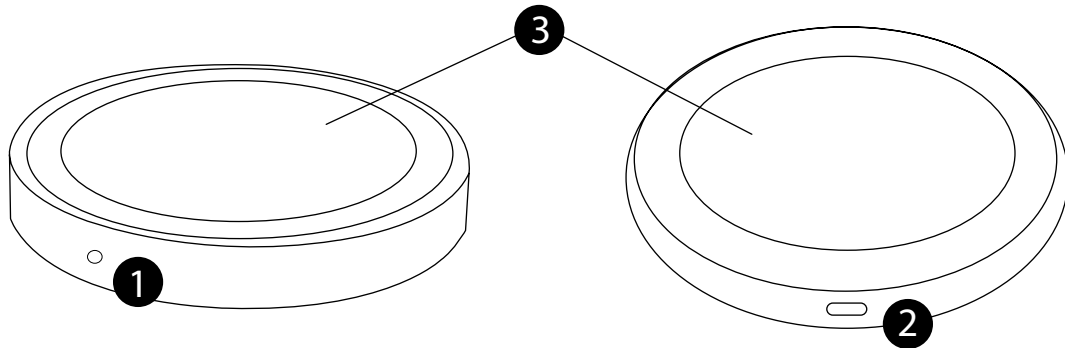
SM-2851

Sphere 2.0 Wireless Charging Pad

Instruction Manual

Whats Included:

- 1 x Wireless Charging Pad
- 1 x Type-C to Type-C Charging Cable



Functions:

1. LED Indicator
2. Type-C Input Port
3. Wireless Charging Surface

Tech Specifications:

1. Input power: DC5V/2A; 9V/2.22A
2. Wireless Output: 5W/7.5W/10W/15W

Instructions:

1. Wireless Charging Mobile phones and other electronic devices:

- Using the included Type-C to Type-C charging cable, insert the Type-C tip of the cable into a certified AC adapter and the Type-C tip into Type-C Input Port(2).

****** To achieve better performance, quick-charge power adapter is recommended.
(18W at least)

- LED indicator(1) will flash BLUE & RED two times, then glow RED when in standby phase.
- Place the wireless charging supported mobile device on the wireless charging surface(3).
- Phone will begin to charge automatically, LED indicator will glow BLUE when device is charging.
- Once fully charged remove the device.

**** Note:** When wireless charging, if the LED indicator flashes the device is either not a wireless charging device or there is an object between the device and charging surface interfering with the charging process.

Safety Precautions:

WARNING-When using this product, basic precautions should always be followed:

1. Read all the instructions before use.
2. Never store or use this product in temperatures below 32°F(0°C) or above 115°F(45°C).
3. Do not overcharge your phone. The unit may become hot under excessive use. Remove your phone once it is fully charged. Never charge your phone for more than 7 hours at a time.
4. To reduce the risk of injury, close supervision is required when the product is used near children.
5. Do not expose the device to moisture.
6. Do not use the device in excess of its output rating. Overload outputs above the rating may result in a risk of fire or injury.
7. Do not use the device if damaged or modified.
8. Damaged or modified batteries may exhibit unpredictable behaviour resulting in fire, explosion or risk of injury.
9. Do not disassemble the device. For repairs, seek a qualified service professional. Incorrect reassembly may result in a risk of fire or injury.
10. Do not expose the device to fire or excessive temperature. Exposure to fire or temperatures above 104°F may cause explosion.
11. To ensure product safety, ensure that qualified service professionals use only identical replacement parts.
12. Attachments on the back of your phone can impede the effectiveness of the wireless charger, and lead to overheating. You must remove attachments from the phone before charging on this device.

FCC Statement:

- This device complies with part 15 of the FCC rules. Operation is subject to the following two conditions
- (1) this device may not cause harmful interference, and
- (2) this device must accept any interference received, including interference that may cause undesired operation.

Warning:

Changes or modifications not expressly approved by the party responsible for compliance could void the user's authority to operate the equipment.

Note:

This equipment has been tested and found to comply with the limits for a Class B digital device pursuant to part 15 of the FCC Rules. These limits are designed to provide reasonable protection against harmful interference in a residential installation.

This equipment generates uses and can radiate radio frequency energy and, if not installed and used in accordance with the instructions, may cause harmful interference to radio communications. However, there is no guarantee that interference will not occur in a particular installation. If this equipment does cause harmful interference to radio or television reception, which can be determined by turning the equipment the interference by one or more of the following measures:

- Reorient or relocate the receiving antenna.
- Increase the separation between the equipment and receiver.

- Connect the equipment into an outlet on a circuit different from that to which the receiver is connected.
- Consult the dealer or an experienced radio/TV technician for help.

FCC Radiation Exposure Statement:

antennas used for this transmitter must be installed to provide a separation distance of at least 20 cm from all persons and must not be co-located for operating in conjunction with any other antenna or transmitter.

Name of the Distributor:

Bulletline Inc

Address of the Distributor:

**6301 East 10th Avenue,
Suite 110**

Hialeah , FL 33013 USA

WWW.PCNA.COM

FCC ID: 2BAUN-AB0183

Model #: AB0183

Made in Laos