

USER MANUAL


WIRELESS QI CHARGER

DXMA1410476

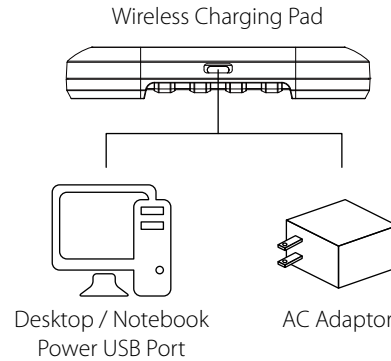
PACKAGE CONTENTS

1. WIRELESS QI CHARGER
2. USB TO USB-C Cable : 2m
3. User Manual

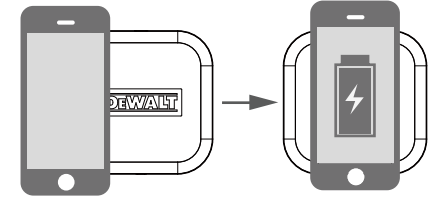
PRODUCT ILLUSTRATION



INSTALLATION



APPLICATION



Place your Qi-enabled device on the charging pad with the screen facing up. The LED is breathing blue when your device is charging.

Note: If the LED is blinking, your device is not charging.

LED DISPLAY STATUS

LED Color	Blue
Power On	Continuously ON
Operating	Breathing
F.O.D/Overheated	Blinking

Note: F.O.D is foreign object detection

TROUBLESHOOTING

Device not charging/LED is blue

- Make sure that your device is Qi-enabled.
- Make sure that your charging pad is connected to a working power outlet.
- Make sure that you are using the power adapter that came with this product.
- Make sure that your device is positioned correctly on your charging pad.
- Make sure that there are no other objects on the charging pad.
- Remove your device's case. It may be blocking the wireless signal.

Device charges slowly

- Your device may charge more slowly with the charging pad than a charging cable.
- Make sure that you are using the power adapter that came with this product.
- Make sure that your device is positioned correctly on your charging pad.

SPECIFICATION

- Material: ABS + Rubber
- Input: USB-C for supporting PD / QC
Normal 5V 2A/Fast Charge 9V 1.67A
- Output: Max 10W
- Transmission Power: 5W / 7.5W / 9W
- Wireless Standard: Qi v1.2.4
- Supports Foreign Object Detection (F.O.D)
- Wireless Distance: $\leq 6\text{mm}$
- Efficiency: $\geq \approx 73\%$
- Dimensions: 92 x 92 x 15.5 mm

CAUTION

1. Use only the power adapter that came with the product. Do not make unauthorized changes to the power supply.
2. Do not attempt to disassemble the product. It may result in short-circuit or damage.
3. The product should be kept in a dry and ventilated environment. Do not store it in an area of high humidity and high temperature.
4. Do not use an organic solvent to clean the product.

FCC Warning Statement

Changes or modifications not expressly approved by the party responsible for compliance could void the user's authority to operate the equipment. This equipment has been tested and found to comply with the limits for a Class B digital device, pursuant to Part 15 of the FCC Rules. These limits are designed to provide reasonable protection against harmful interference in a residential installation. This equipment generates uses and can radiate radio frequency energy and, if not installed and used in accordance with the instructions, may cause harmful interference to radio communications.

However, there is no guarantee that interference will not occur in a particular installation. If this equipment does cause harmful interference to radio or television reception, which can be determined by turning the equipment off and on, the user is encouraged to try to correct the interference by one or more of the following measures:

- - Reorient or relocate the receiving antenna.
- - Increase the separation between the equipment and receiver.
- - Connect the equipment into an outlet on a circuit different from that to which the receiver is connected.
- - Consult the dealer or an experienced radio/TV technician for help.

RF Exposure: A distance of 15 cm shall be maintained between the antenna and users, and the transmitter may not be co-located with any other transmitter or antenna.