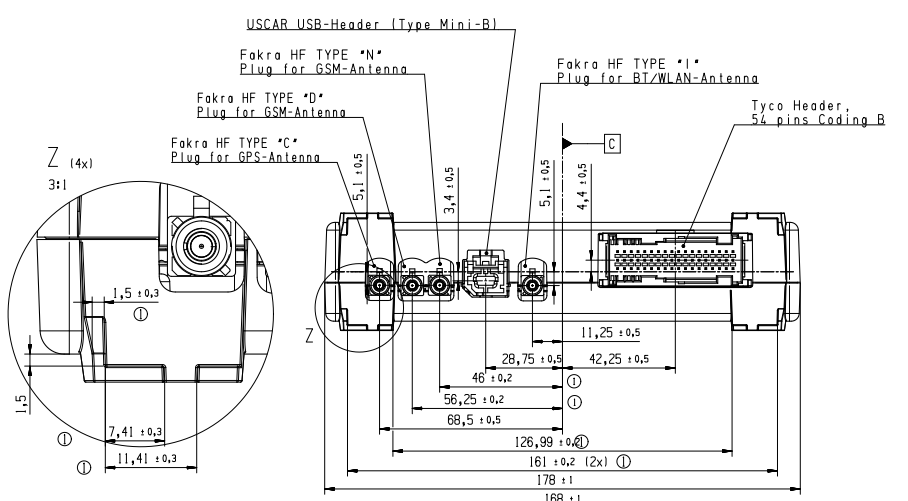

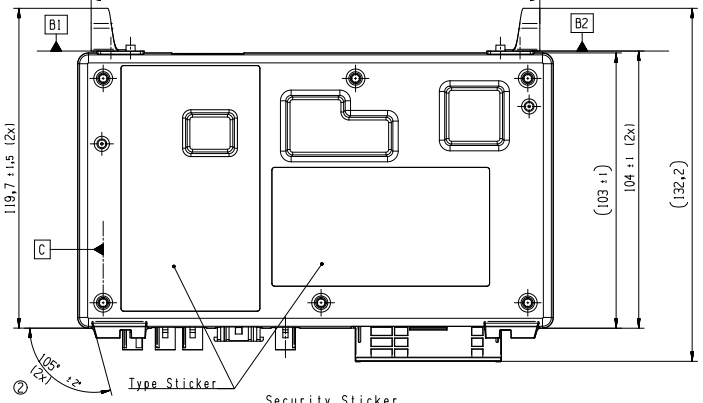

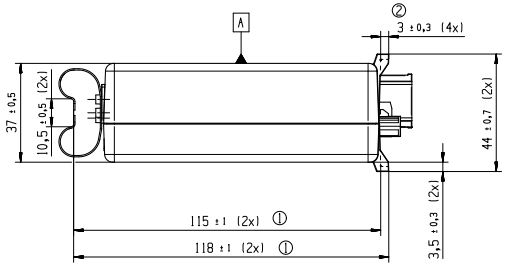

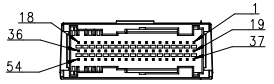

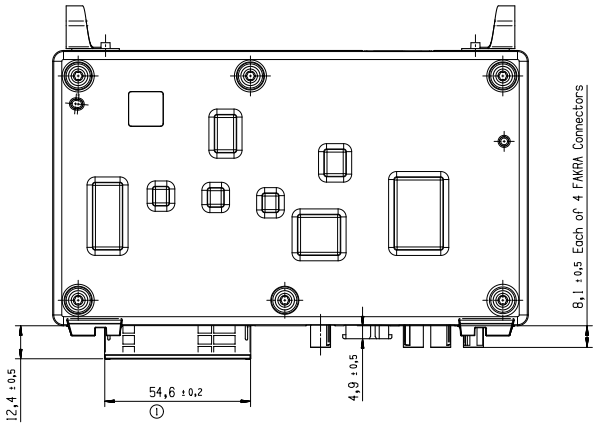

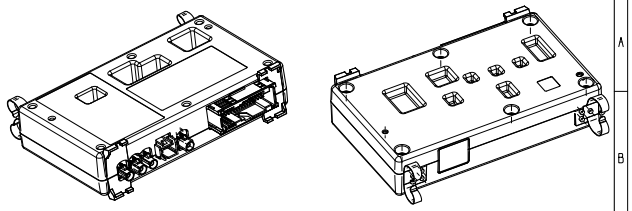

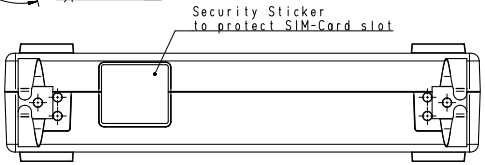

Type Sticker (2 parts)

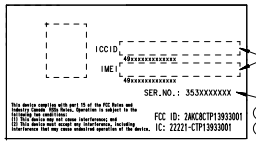

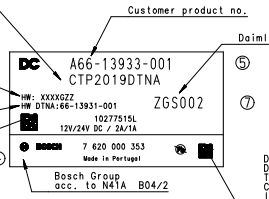

Hardware Version
Hardware Index:
XXXX = pcb insertion variant
GZZ = layout version of raw pcb.

Label according to MBN 10435
Data Matrix Code (DMC) content according to MBN 10495

Data matrix code in acc. ECC 200 code
Data capacity: 18x18
Total size: 6x6mm
Content of Data Matrix Code:
last 7 digits serial number
10 digits product number
4 digits plant code

MATERIALS
COVER: GD AlSi9Cu3 DIN 1706 or ADC 12 lead free
BASE PLATE: GD AlSi9Cu3 DIN 1706 or ADC 12 lead free

SPRING: DIN EN 10088 1.4310 (X10CrNi18-8 K1)

SCREW: DIN 10263, 1.5525, Plating: Zn-Ni

CONNECTORS: Main-Connector: Company: Tyco
Housing: PA46-GF30
Contacts: CuFe2P and CuMg0.1 / Plating Sn over Ni
USB-Connector: Company: Molex
Housing SPS, glass filled
Contacts: Copper alloy / Plating: Au over Ni
Shell: Copper alloy / Plating: Tin over Ni
Fakra-Connectors: Company: Rosenberger
Housing: PA 6T/66
Dielectric: PA 6T/66
Center contact: Brass / Plating: AuroDur® gold plated
Outer contact: Zinc alloy / Plating Tin over Ni

Nominal voltage: 12V or 24V
Test voltage: 24V
① Operating voltage: 8V - 32V (with restrictions below 9V)
Operating temperature: -40°C to 60°C (full operation, see also CTP-4958, CTP-3856)
Operating temperature: 60°C to 75°C (limited operation, CAN alive until components are at max. temp. of 85°C)
Storage temperature: -40°C to 85°C
Type of protection: IP30 in accordance with DIN EN 60529 (applies for the connectors),
IP31 in accordance with DIN EN 60529 (excluded the connectors but with possibly refurbishment for further use)

Weight ca.: 650g

Set shown without package
This drawing gives only the most essential mounting measures.

The given tolerances are for acceptance purposes.
The addition of tolerances given in the part drawings result if applicable in other values.

The Daimler product specification A 003 009 62 99 for housing size 3 has to be considered.
Spring constant of the retaining spring (based on two springs): 20N/mm± 5 N/mm
1. Spring deflection 3mm ---▷
Spring force based on two springs: 60N ± 15N
2. Spring deflection 5mm ---▷
Spring force based on two springs: 100N ± 25N

Receptor Pins	Function
1	KL.30 (UBAT)
2	KL.30 (UBAT)
3	CAN3_GND
4	CAN3_L
5	KL.15 (IGNITION)
6	CAN1_GND
7	CAN1_GND
8	DIGITAL_IN4_GND
9	DIGITAL_IN3
10	VOLTAGE_MEASURE_GND
11	
12	RS232_1_TXD
13	RS232_1_RXD
14	RS232_1_CTS
15	RS232_2_RTS
16	RS232_2_CTS
17	LS_SWITCH_2_GND
18	LS_SWITCH_2
19	KL.31 (GND_Z)
20	KL.31 (GND_Z)
21	CAN3_H
22	CAN2_GND
23	CAN2_GND
24	CAN1_H
25	DIGITAL_IN5_GND
26	DIGITAL_IN4
27	DIGITAL_IN2_GND
28	DIGITAL_IN1
29	RS232_3_TXT
30	RS232_3_GND
31	RS232_1_RTS
32	RS232_3_RTS
33	RS232_2_RXD
34	RS232_2_TXD
35	LS_SWITCH_1_GND
36	LS_SWITCH_1
37	KL.31 (GND_Z)
38	KL.31 (GND_z)
39	CAN3_GND
40	CAN2_H
41	CAN2_L
42	CAN1_L
43	DIGITAL_IN5
44	DIGITAL_IN3_GND
45	DIGITAL_IN2
46	DIGITAL_IN1_GND
47	VOLTAGE_MEASURE
48	RS232_3_CTS
49	RS232_3_RXD
50	
51	RS232_1_GND
52	RS232_2_GND
53	K_LINE
54	

Ind.	Change/Aend.	Date	Drawn/Gez.	Checked/Gepr.	Release./Freig.	BWN	Resp. dept./Verantw. Abt.	Add. info./Zus. info.
07	3E100147960I	20190110	cpe2hi	Pelz	.	217	CM-CII/ENP3	.
06	A24733.14	20180830	cpe2hi	Riedel	.	217	CM-CII/ENP3	.
05	A24326.21	20180814	cpe2hi	vRiegen	.	217	CM-CII/ENP3	.
00	---	20171106	cpe2hi	Pelz	.	2170	CM-CII/ENP3	.

YYYYMMDD

Size acc. to / Masse nach: ISO 14405-1:2010-12
envelope principle/ Huellprinzip Ⓔ

Treatment/ Behandlung: .
Mat./Stoff: .
Missed Details/Fehlende Angaben: .
Size/Gst.: .
From/Aus 7 620 000 353

Lang./Spr.: en/de
Right./Gew.: .
Crit. K: .
Scale/M.stab: 1:1
Mat.meets/Stoff/Ve s.: N 2560-1
Sgnt.: U6
MNR: .
Repl. for: .
Repl. by: .

BOSCH
CONTROL UNIT
STEUERGERAET
Doc. type: TKU
7 620 000 353 EA
DP/TD: 000
Ind.: 07
Format: A1
Sheet/Bl.: 1 / 1

©Robert Bosch GmbH, all rights reserved, also regarding any disposal, copying, distribution, advertising, as well as in the event of applications for industrial property rights.

©Robert Bosch GmbH, alle Rechte vorbehalten, auch bei gewerblichen Schutzrechtsanmeldungen.

CI/NEW 104.2006 A1