



HERMON LABORATORIES

Report ID: AIRRAD_FCC.40716

Date of Issue: 9-Nov-20

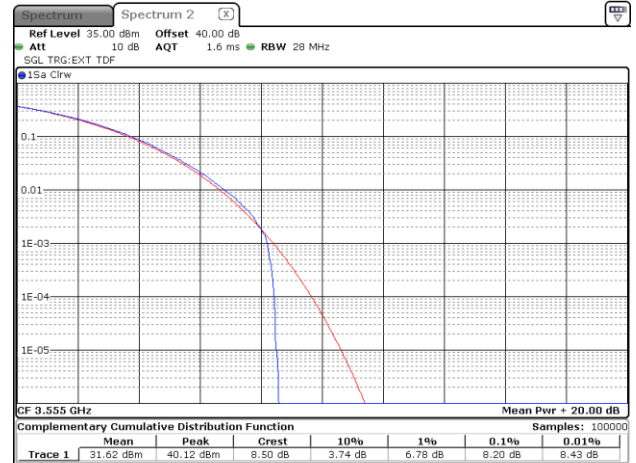
Test specification:		Section 96.41(g), Peak-to- average power ratio	
Test procedure:		Section 96.41(g)	
Test mode:		Verdict: PASS	
Date(s):			
21-Jul-20			
Temperature: 24.3. °C	Relative Humidity: 48 %	Air Pressure: 1010 hPa	Power: 48 VDC
Remarks:			

Plot 7.2.1 Peak-to-average power ratio test results at low frequency

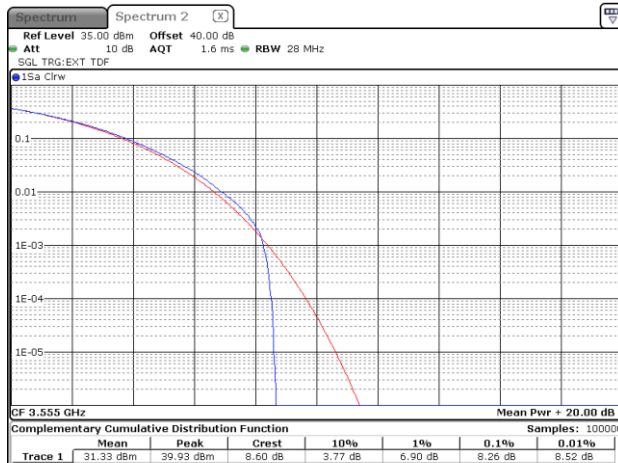
CHANNEL SPACING:

ANTENNA PORT:

Modulation: QPSK



Modulation: 64QAM





HERMON LABORATORIES

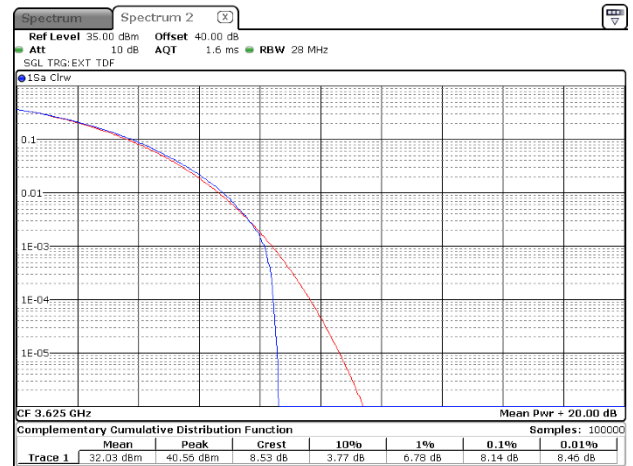
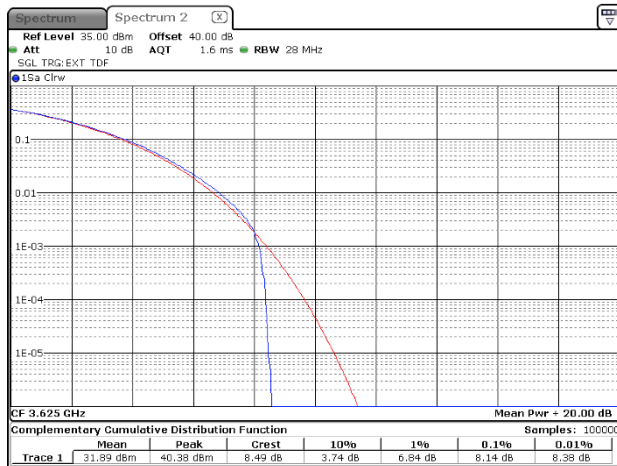
Report ID: AIRRAD_FCC.40716

Date of Issue: 9-Nov-20

Test specification:		Section 96.41(g), Peak-to- average power ratio	
Test procedure:		Section 96.41(g)	
Test mode:		Verdict: PASS	
Date(s):			
21-Jul-20			
Temperature: 24.3. °C	Relative Humidity: 48 %	Air Pressure: 1010 hPa	Power: 48 VDC
Remarks:			

Plot 7.2.2 Peak-to-average power ratio test results at mid frequency

CHANNEL SPACING:
ANTENNA PORT:
Modulation: QPSK



Modulation: 64QAM





HERMON LABORATORIES

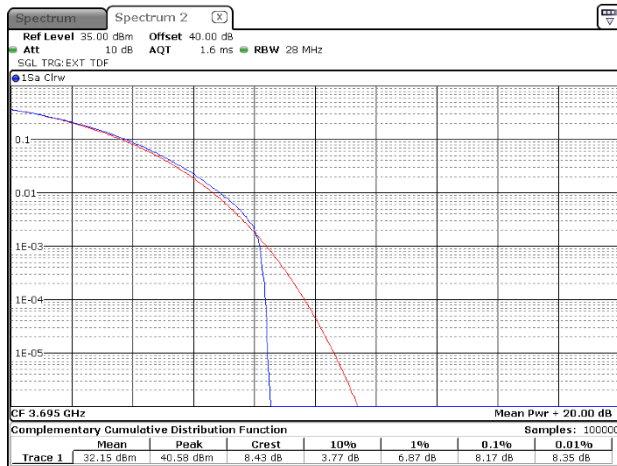
Report ID: AIRRAD_FCC.40716

Date of Issue: 9-Nov-20

Test specification:		Section 96.41(g), Peak-to- average power ratio	
Test procedure:		Section 96.41(g)	
Test mode:		Verdict: PASS	
Date(s):			
21-Jul-20			
Temperature: 24.3. °C	Relative Humidity: 48 %	Air Pressure: 1010 hPa	Power: 48 VDC
Remarks:			

Plot 7.2.3 Peak-to-average power ratio test results at high frequency

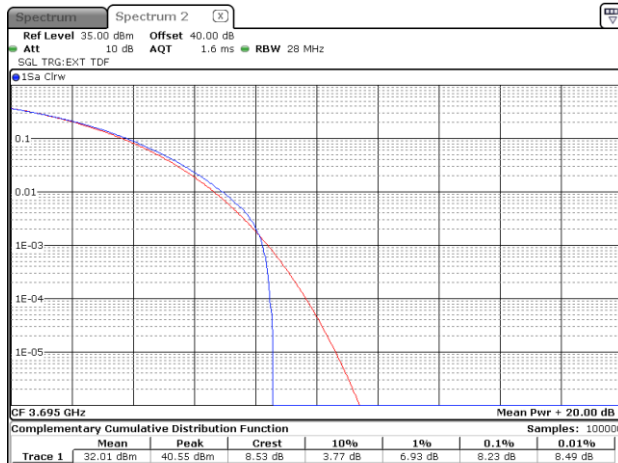
CHANNEL SPACING:
ANTENNA PORT:
Modulation: QPSK



10 MHz
1
Modulation: 16QAM



Modulation: 64QAM





HERMON LABORATORIES

Report ID: AIRRAD_FCC.40716

Date of Issue: 9-Nov-20

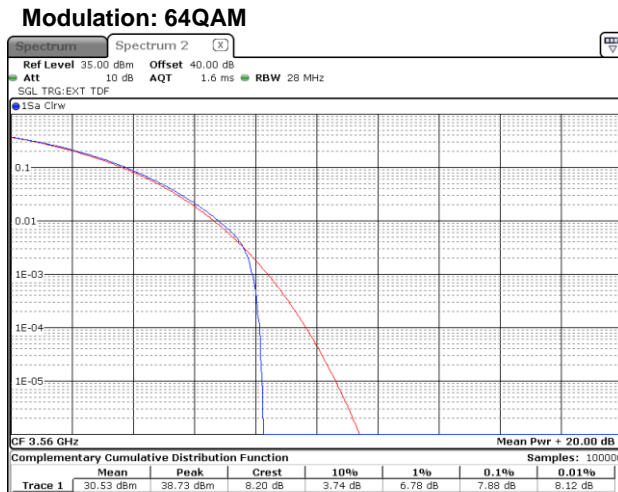
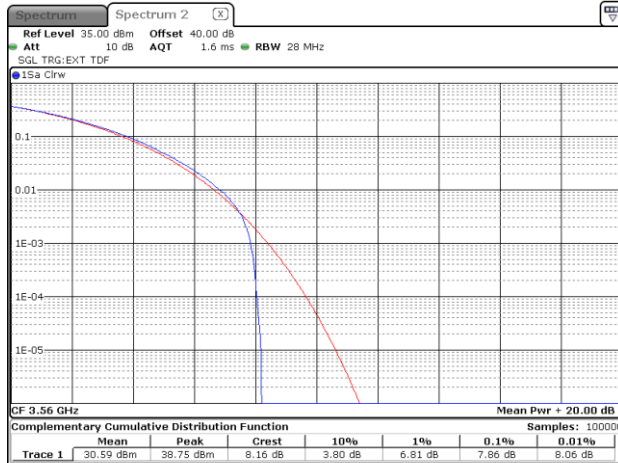
Test specification:		Section 96.41(g), Peak-to- average power ratio	
Test procedure:		Section 96.41(g)	
Test mode:		Verdict: PASS	
Date(s):			
21-Jul-20			
Temperature: 24.3. °C	Relative Humidity: 48 %	Air Pressure: 1010 hPa	Power: 48 VDC
Remarks:			

Plot 7.2.4 Peak-to-average power ratio test results at low frequency

CHANNEL SPACING:

ANTENNA PORT:

Modulation: QPSK





HERMON LABORATORIES

Report ID: AIRRAD_FCC.40716

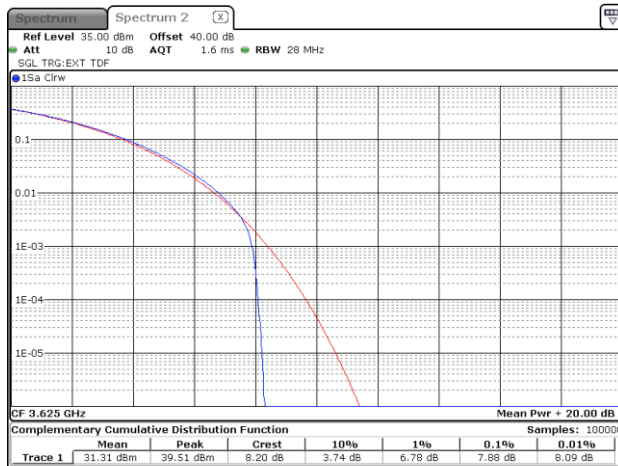
Date of Issue: 9-Nov-20

Test specification:		Section 96.41(g), Peak-to- average power ratio	
Test procedure:		Section 96.41(g)	
Test mode:		Verdict: PASS	
Date(s):			
21-Jul-20			
Temperature: 24.3. °C	Relative Humidity: 48 %	Air Pressure: 1010 hPa	Power: 48 VDC
Remarks:			

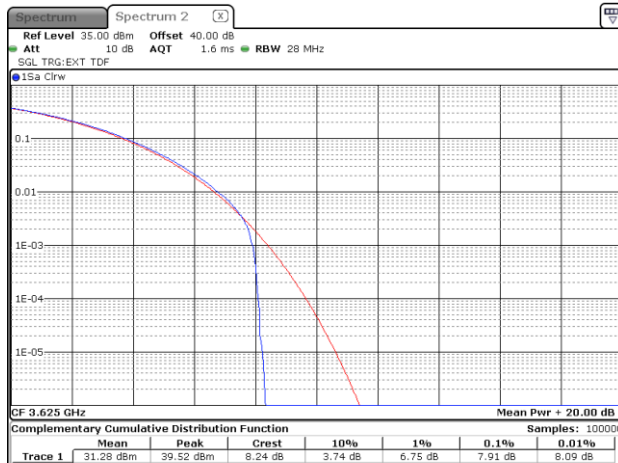
Plot 7.2.5 Peak-to-average power ratio test results at mid frequency

CHANNEL SPACING:
ANTENNA PORT:
Modulation: QPSK

20 MHz
1
Modulation: 16QAM



Modulation: 64QAM





HERMON LABORATORIES

Report ID: AIRRAD_FCC.40716

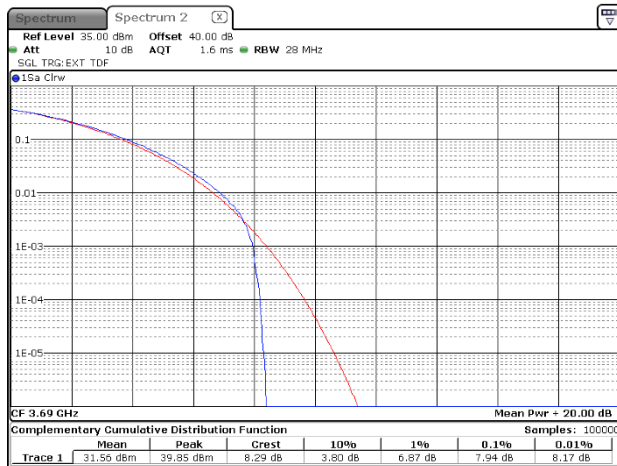
Date of Issue: 9-Nov-20

Test specification:		Section 96.41(g), Peak-to- average power ratio	
Test procedure:		Section 96.41(g)	
Test mode:		Verdict: PASS	
Date(s):			
21-Jul-20			
Temperature: 24.3. °C	Relative Humidity: 48 %	Air Pressure: 1010 hPa	Power: 48 VDC
Remarks:			

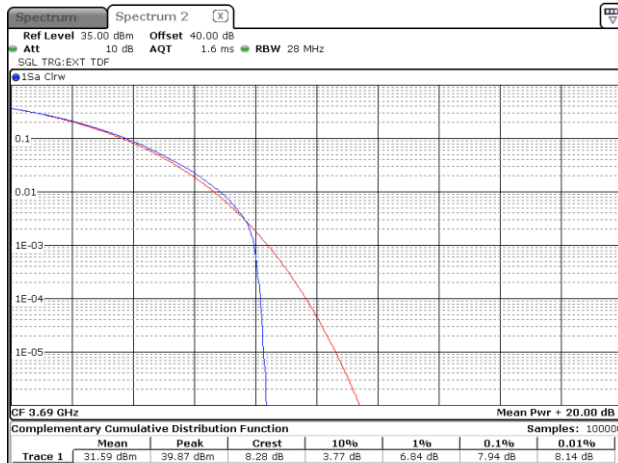
Plot 7.2.6 Peak-to-average power ratio test results at high frequency

CHANNEL SPACING:
ANTENNA PORT:
Modulation: QPSK

20 MHz
1
Modulation: 16QAM



Modulation: 64QAM





Test specification: Section2.1049, Occupied bandwidth			
Test procedure: 47 CFR, Section 2.1049			
Test mode: Compliance		Verdict: PASS	
Date(s): 19-Apr-20			
Temperature: 24 °C	Relative Humidity: 52 %	Air Pressure: 1012 hPa	Power: 48 VDC
Remarks:			

7.3 Occupied bandwidth test

7.3.1 General

This test was performed to measure transmitter occupied bandwidth. Specification test limits are given in Table 7.3.1.

Table 7.3.1 Occupied bandwidth limits

Assigned frequency, MHz	Modulation envelope reference points*, %	Maximum allowed bandwidth, MHz
3550 - 3700	99	10 / 20 MHz

* - Modulation envelope reference points are provided in terms of attenuation below the unmodulated carrier.

7.3.2 Test procedure

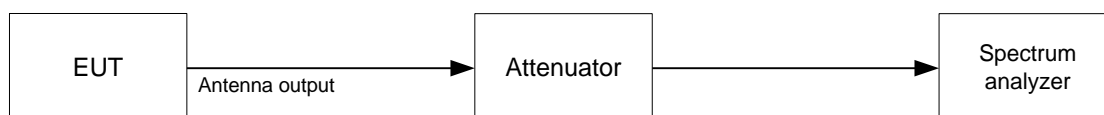
7.3.2.1 The EUT was set up as shown in Figure 7.3.1, energized and its proper operation was checked.

7.3.2.2 The EUT was set to transmit the unmodulated carrier and the reference peak power level was measured.

7.3.2.3 The EUT was set to transmit the normally modulated carrier.

7.3.2.4 The transmitter occupied bandwidth was measured with spectrum analyzer as a frequency delta between the reference points on modulation envelope and provided in Table 7.3.2 and the associated plots.

Figure 7.3.1 Occupied bandwidth test setup





Test specification: Section2.1049, Occupied bandwidth			
Test procedure: 47 CFR, Section 2.1049			
Test mode: Compliance		Verdict: PASS	
Date(s): 19-Apr-20			
Temperature: 24 °C	Relative Humidity: 52 %	Air Pressure: 1012 hPa	Power: 48 VDC
Remarks:			

Table 7.3.2 Occupied bandwidth test results

DETECTOR USED: Peak hold
 RESOLUTION BANDWIDTH: 1 – 5% of the OBW
 VIDEO BANDWIDTH: > RBW
 MODULATION ENVELOPE REFERENCE POINTS: 99%

Carrier frequency, MHz	Occupied bandwidth, MHz	Limit, MHz	Margin, MHz	Verdict
Channel spacing 10 MHz				
Modulation QPSK				
3555.0	9.0113	10.0	-0.9887	Pass
3625.0	9.0188	10.0	-0.9812	Pass
3695.0	9.0138	10.0	-0.9862	Pass
Modulation 16QAM				
3555.0	9.0113	10.0	-0.9887	Pass
3625.0	9.0088	10.0	-0.9912	Pass
3695.0	9.0038	10.0	-0.9962	Pass
Modulation 64QAM				
3555.0	8.9988	10.0	-1.0012	Pass
3625.0	9.0013	10.0	-0.9987	Pass
3695.0	8.9988	10.0	-1.0012	Pass
Channel spacing 20 MHz				
Modulation QPSK				
3560.0	17.8227	20.0	-2.1773	Pass
3625.0	17.8127	20.0	-2.1873	Pass
3690.0	17.8077	20.0	-2.1923	Pass
Modulation 16QAM				
3560.0	17.8427	20.0	-2.1573	Pass
3625.0	17.8327	20.0	-2.1673	Pass
3690.0	17.8127	20.0	-2.1873	Pass
Modulation 64QAM				
3560.0	17.7727	20.0	-2.2273	Pass
3625.0	17.8027	20.0	-2.1973	Pass
3690.0	17.7927	20.0	-2.2073	Pass

Reference numbers of test equipment used

HL 4355	HL 3901	HL 5608					
---------	---------	---------	--	--	--	--	--

Full description is given in Appendix A.



HERMON LABORATORIES

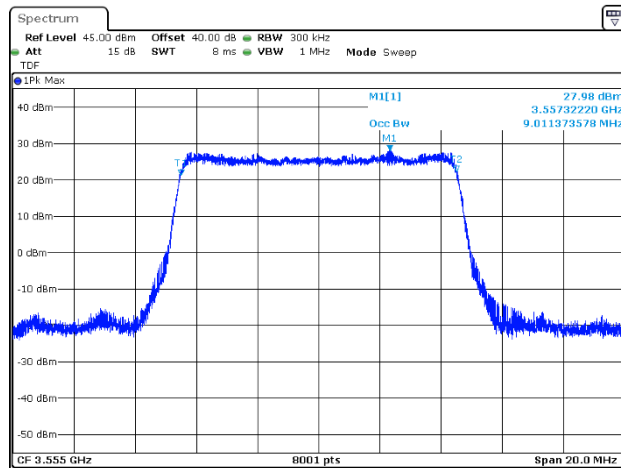
Report ID: AIRRAD_FCC.40716

Date of Issue: 9-Nov-20

Test specification:		Section2.1049, Occupied bandwidth	
Test procedure:		47 CFR, Section 2.1049	
Test mode:		Verdict: PASS	
Date(s):			
19-Apr-20			
Temperature: 24 °C	Relative Humidity: 52 %	Air Pressure: 1012 hPa	Power: 48 VDC
Remarks:			

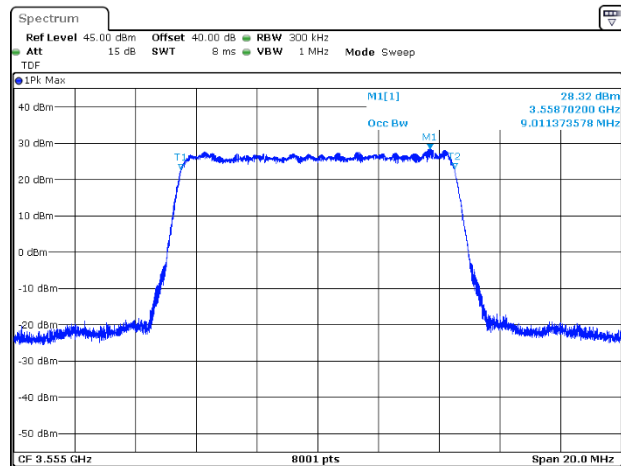
Plot 7.3.1 Occupied bandwidth test result at low frequency

MODULATION: QPSK
CHANNEL SPACING: 10 MHz
ANTENNA CHAIN: 1



Plot 7.3.2 Occupied bandwidth test result at low frequency

MODULATION: 16QAM
CHANNEL SPACING: 10 MHz
ANTENNA CHAIN: 1





HERMON LABORATORIES

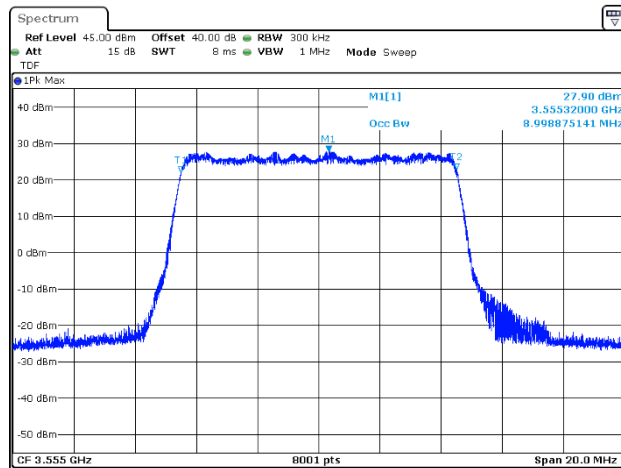
Report ID: AIRRAD_FCC.40716

Date of Issue: 9-Nov-20

Test specification:		Section2.1049, Occupied bandwidth	
Test procedure:		47 CFR, Section 2.1049	
Test mode:		Verdict: PASS	
Date(s):			
19-Apr-20			
Temperature: 24 °C	Relative Humidity: 52 %	Air Pressure: 1012 hPa	Power: 48 VDC
Remarks:			

Plot 7.3.3 Occupied bandwidth test result at low frequency

MODULATION: 64QAM
CHANNEL SPACING: 10 MHz
ANTENNA CHAIN: 1





HERMON LABORATORIES

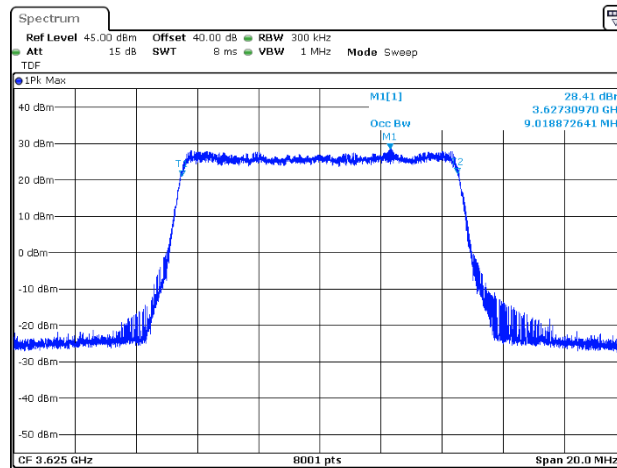
Report ID: AIRRAD_FCC.40716

Date of Issue: 9-Nov-20

Test specification:		Section2.1049, Occupied bandwidth	
Test procedure:		47 CFR, Section 2.1049	
Test mode:		Verdict: PASS	
Date(s):			
19-Apr-20			
Temperature: 24 °C	Relative Humidity: 52 %	Air Pressure: 1012 hPa	Power: 48 VDC
Remarks:			

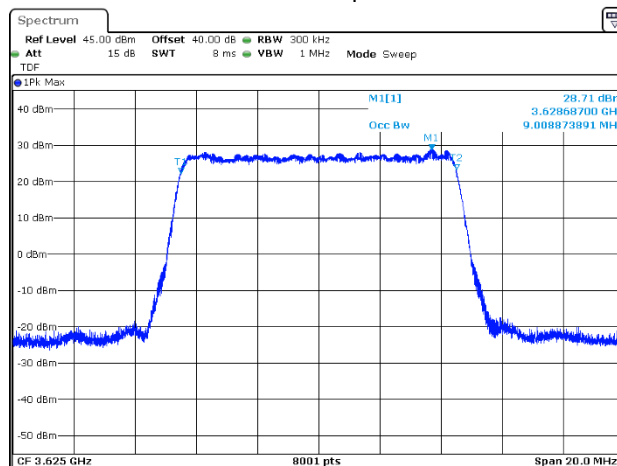
Plot 7.3.4 Occupied bandwidth test result at mid frequency

MODULATION: QPSK
CHANNEL SPACING: 10 MHz
ANTENNA CHAIN: 1



Plot 7.3.5 Occupied bandwidth test result at mid frequency

MODULATION: 16QAM
CHANNEL SPACING: 10 MHz
ANTENNA CHAIN: 1





HERMON LABORATORIES

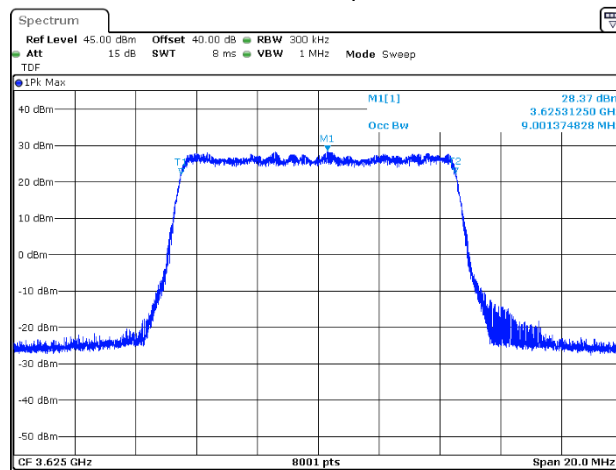
Report ID: AIRRAD_FCC.40716

Date of Issue: 9-Nov-20

Test specification: Section2.1049, Occupied bandwidth			
Test procedure: 47 CFR, Section 2.1049			
Test mode: Compliance		Verdict: PASS	
Date(s): 19-Apr-20			
Temperature: 24 °C	Relative Humidity: 52 %	Air Pressure: 1012 hPa	Power: 48 VDC
Remarks:			

Plot 7.3.6 Occupied bandwidth test result at mid frequency

MODULATION: 64QAM
CHANNEL SPACING: 10 MHz
ANTENNA CHAIN: 1





HERMON LABORATORIES

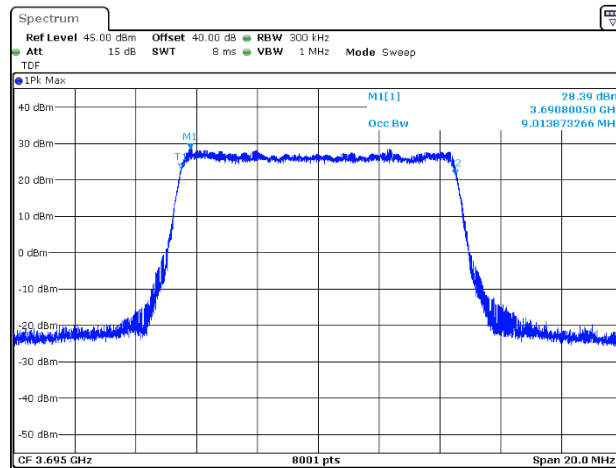
Report ID: AIRRAD_FCC.40716

Date of Issue: 9-Nov-20

Test specification:		Section2.1049, Occupied bandwidth	
Test procedure:		47 CFR, Section 2.1049	
Test mode:		Verdict: PASS	
Date(s):			
19-Apr-20			
Temperature: 24 °C	Relative Humidity: 52 %	Air Pressure: 1012 hPa	Power: 48 VDC
Remarks:			

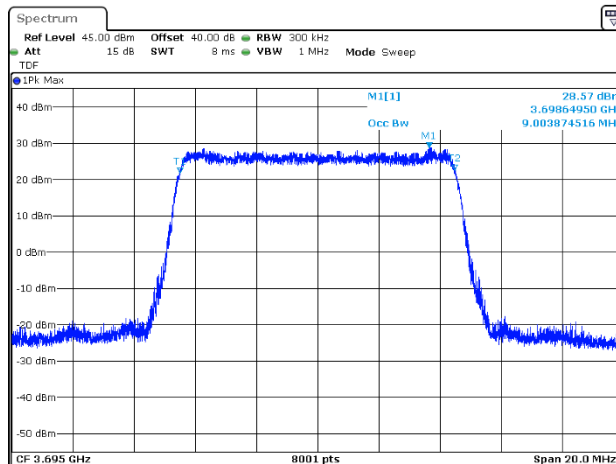
Plot 7.3.7 Occupied bandwidth test result at high frequency

MODULATION: QPSK
CHANNEL SPACING: 10 MHz
ANTENNA CHAIN: 1



Plot 7.3.8 Occupied bandwidth test result at high frequency

MODULATION: 16QAM
CHANNEL SPACING: 10 MHz
ANTENNA CHAIN: 1





HERMON LABORATORIES

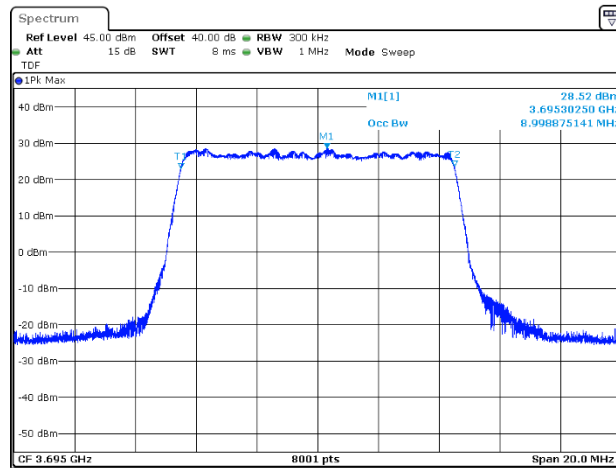
Report ID: AIRRAD_FCC.40716

Date of Issue: 9-Nov-20

Test specification: Section2.1049, Occupied bandwidth			
Test procedure: 47 CFR, Section 2.1049			
Test mode: Compliance		Verdict: PASS	
Date(s): 19-Apr-20			
Temperature: 24 °C	Relative Humidity: 52 %	Air Pressure: 1012 hPa	Power: 48 VDC
Remarks:			

Plot 7.3.9 Occupied bandwidth test result at high frequency

MODULATION: 64QAM
CHANNEL SPACING: 10 MHz
ANTENNA CHAIN: 1





HERMON LABORATORIES

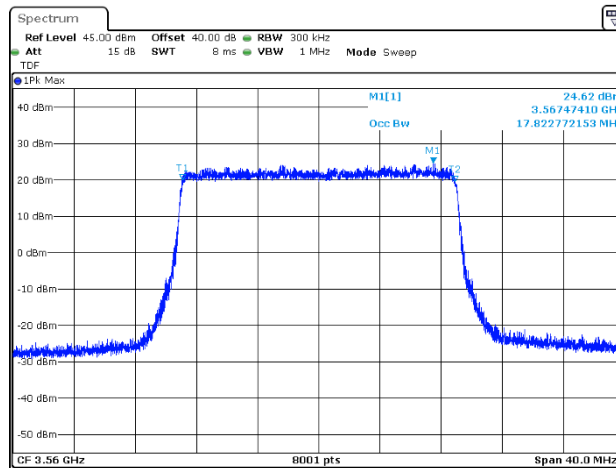
Report ID: AIRRAD_FCC.40716

Date of Issue: 9-Nov-20

Test specification: Section2.1049, Occupied bandwidth			
Test procedure: 47 CFR, Section 2.1049			
Test mode: Compliance		Verdict: PASS	
Date(s): 19-Apr-20			
Temperature: 24 °C	Relative Humidity: 52 %	Air Pressure: 1012 hPa	Power: 48 VDC
Remarks:			

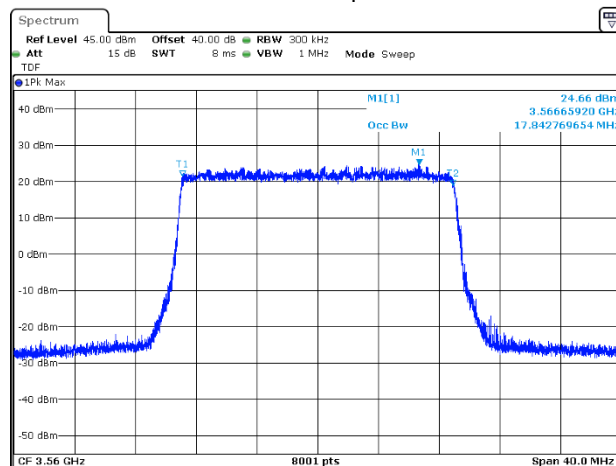
Plot 7.3.10 Occupied bandwidth test result at low frequency

MODULATION: QPSK
CHANNEL SPACING: 20 MHz
ANTENNA CHAIN: 1



Plot 7.3.11 Occupied bandwidth test result at low frequency

MODULATION: 16QAM
CHANNEL SPACING: 20 MHz
ANTENNA CHAIN: 1





HERMON LABORATORIES

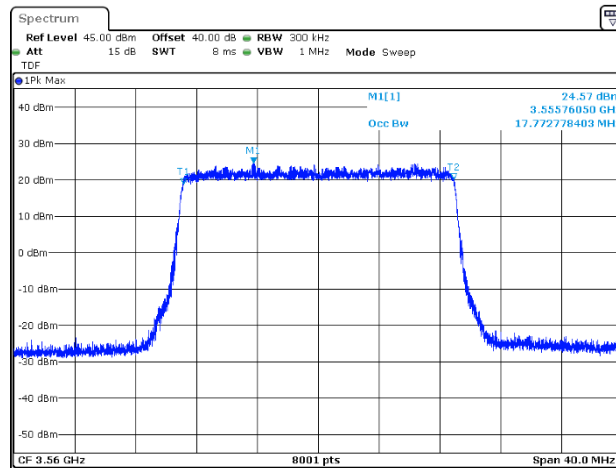
Report ID: AIRRAD_FCC.40716

Date of Issue: 9-Nov-20

Test specification:		Section2.1049, Occupied bandwidth	
Test procedure:		47 CFR, Section 2.1049	
Test mode:		Verdict: PASS	
Date(s):			
19-Apr-20			
Temperature: 24 °C	Relative Humidity: 52 %	Air Pressure: 1012 hPa	Power: 48 VDC
Remarks:			

Plot 7.3.12 Occupied bandwidth test result at low frequency

MODULATION: 64QAM
CHANNEL SPACING: 20 MHz
ANTENNA CHAIN: 1





HERMON LABORATORIES

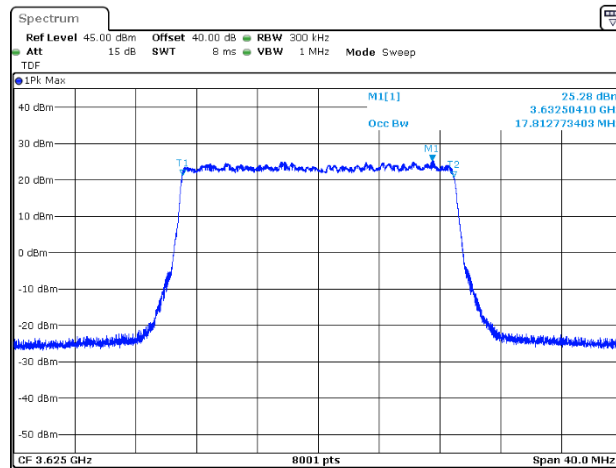
Report ID: AIRRAD_FCC.40716

Date of Issue: 9-Nov-20

Test specification: Section2.1049, Occupied bandwidth			
Test procedure: 47 CFR, Section 2.1049			
Test mode: Compliance		Verdict: PASS	
Date(s): 19-Apr-20			
Temperature: 24 °C	Relative Humidity: 52 %	Air Pressure: 1012 hPa	Power: 48 VDC
Remarks:			

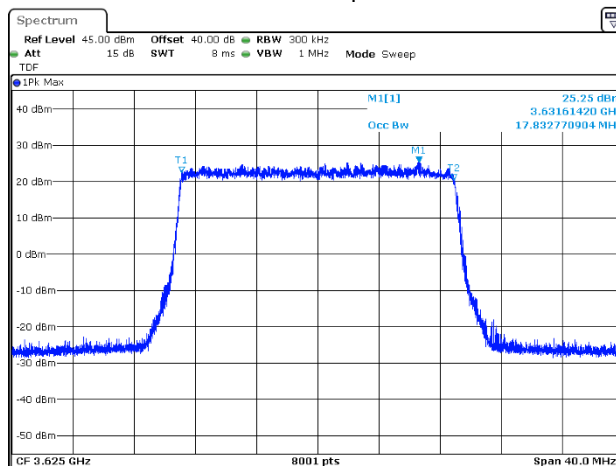
Plot 7.3.13 Occupied bandwidth test result at mid frequency

MODULATION: QPSK
CHANNEL SPACING: 20 MHz
ANTENNA CHAIN: 1



Plot 7.3.14 Occupied bandwidth test result at mid frequency

MODULATION: 16QAM
CHANNEL SPACING: 20 MHz
ANTENNA CHAIN: 1





HERMON LABORATORIES

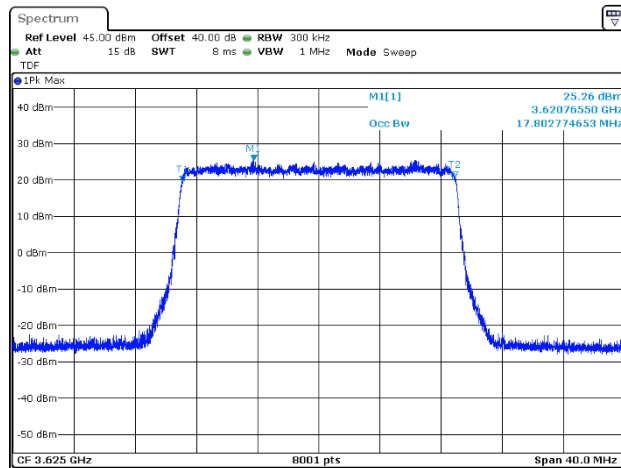
Report ID: AIRRAD_FCC.40716

Date of Issue: 9-Nov-20

Test specification: Section2.1049, Occupied bandwidth			
Test procedure: 47 CFR, Section 2.1049			
Test mode: Compliance		Verdict: PASS	
Date(s): 19-Apr-20			
Temperature: 24 °C	Relative Humidity: 52 %	Air Pressure: 1012 hPa	Power: 48 VDC
Remarks:			

Plot 7.3.15 Occupied bandwidth test result at mid frequency

MODULATION: 64QAM
CHANNEL SPACING: 20 MHz
ANTENNA CHAIN: 1





HERMON LABORATORIES

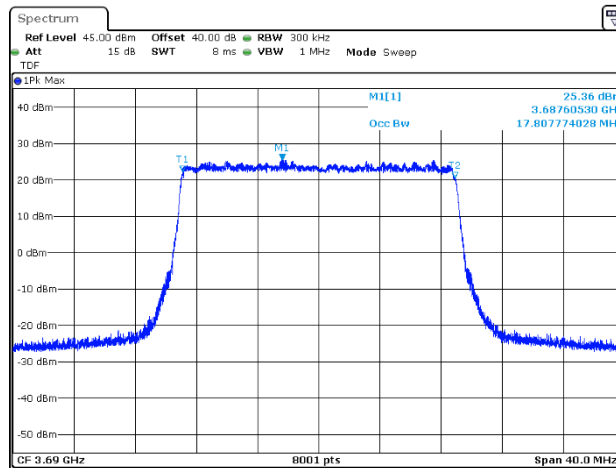
Report ID: AIRRAD_FCC.40716

Date of Issue: 9-Nov-20

Test specification: Section2.1049, Occupied bandwidth			
Test procedure: 47 CFR, Section 2.1049			
Test mode: Compliance		Verdict: PASS	
Date(s): 19-Apr-20			
Temperature: 24 °C	Relative Humidity: 52 %	Air Pressure: 1012 hPa	Power: 48 VDC
Remarks:			

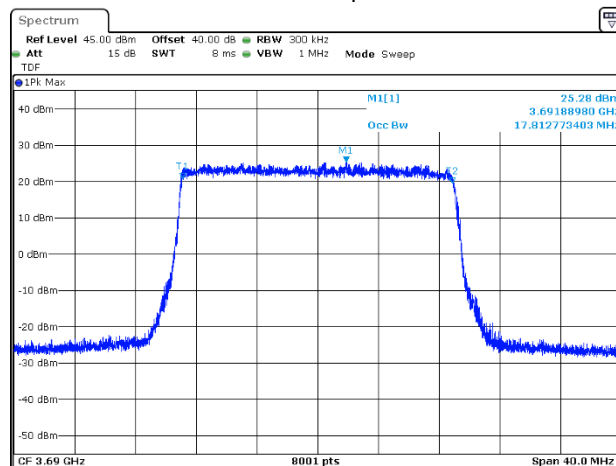
Plot 7.3.16 Occupied bandwidth test result at high frequency

MODULATION: QPSK
CHANNEL SPACING: 20 MHz
ANTENNA CHAIN: 1



Plot 7.3.17 Occupied bandwidth test result at high frequency

MODULATION: 16QAM
CHANNEL SPACING: 20 MHz
ANTENNA CHAIN: 1





HERMON LABORATORIES

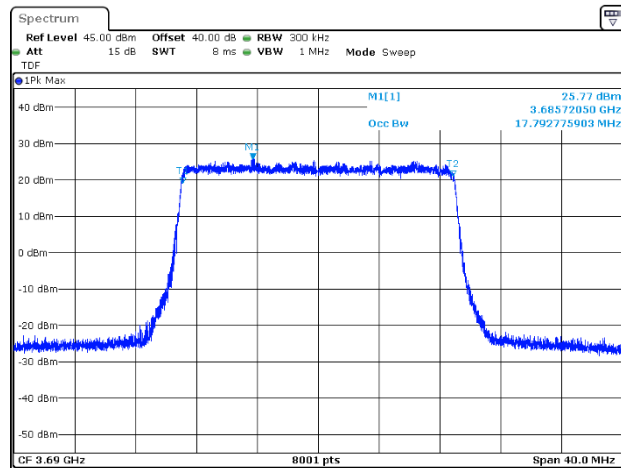
Report ID: AIRRAD_FCC.40716

Date of Issue: 9-Nov-20

Test specification:		Section2.1049, Occupied bandwidth	
Test procedure:		47 CFR, Section 2.1049	
Test mode:		Verdict: PASS	
Date(s):			
19-Apr-20			
Temperature: 24 °C	Relative Humidity: 52 %	Air Pressure: 1012 hPa	Power: 48 VDC
Remarks:			

Plot 7.3.18 Occupied bandwidth test result at high frequency

MODULATION: 64QAM
CHANNEL SPACING: 20 MHz
ANTENNA CHAIN: 1





Test specification: Section 96.41(e), Emission mask			
Test procedure: Section 96.41(e)(3)			
Test mode: Compliance		Verdict: PASS	
Date(s): 19-Jul-20			
Temperature: 24.2 °C	Relative Humidity: 49 %	Air Pressure: 1010 hPa	Power: 48 VDC
Remarks:			

7.4 Emission outside the fundamental test

7.4.1 General

This test was performed to measure Emission outside the fundamental at RF antenna connector. Specification test limits are given in Table 7.4.1.

Table 7.4.1 Emission outside the fundamental limits

Frequency displacement from frequency block	Limit*, dBm/MHz	RBW, kHz
Channel Spacing 10 MHz		
0 – 1 MHz	- 13	100
0 – 10 MHz	- 13	1000
10 – 20 MHz	- 25	1000
Above 3530 MHz and below 3720 MHz	- 25	1000
Below 3530 MHz and above 3720 MHz	- 40	1000
Channel Spacing 20 MHz		
0 – 1 MHz	- 13	100
0 – 10 MHz	- 13	1000
10 – 20 MHz	- 25	1000
Above 3530 MHz and below 3720 MHz	- 25	1000
Below 3530 MHz and above 3720 MHz	- 40	1000

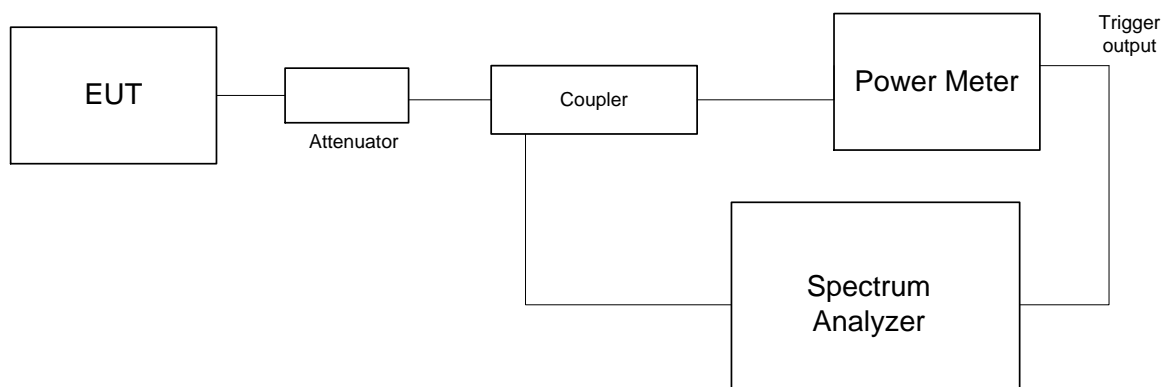
* - Limit at each antenna connector (amount of antennas N = 2)

7.4.2 Test procedure

7.4.2.1 The EUT was set up as shown in Figure 7.4.1, energized and its proper operation was checked.

7.4.2.2 The Emission outside the fundamental was measured with spectrum analyzer as provided in Table 7.4.2, Table 7.4.3 and the the associated plots.

Figure 7.4.1 Emission outside the fundamental test setup





Test specification: Section 96.41(e), Emission mask			
Test procedure: Section 96.41(e)(3)			
Test mode: Compliance		Verdict: PASS	
Date(s): 19-Jul-20			
Temperature: 24.2 °C	Relative Humidity: 49 %	Air Pressure: 1010 hPa	Power: 48 VDC
Remarks:			

Table 7.4.2 Emission outside the fundamental test results

ASSIGNED FREQUENCY RANGE: 3550.0 –3700.0 MHz
 DETECTOR USED: Average (gated)
 VIDEO BANDWIDTH: ≥ Resolution bandwidth
 EBW: 10 MHz
 NUMBER OF CHAINS: 2
 ANTENNA PORT: Worst case

Frequency MHz	Band edge	SA reading over 1 chain, dBm	Total band edge*, dBm	RBW, kHz	Integration BW, kHz	Limit, dBm	Verdict
QPSK							
Low frequency 3555.0 MHz							
3549.50	Low	-55.99	-52.99	100	1000	-13.0	Pass
3539.50	Low	-67.33	-64.33	100	1000	-25.0	
3560.50	High	-55.51	-52.51	100	1000	-13.0	
3570.50	High	-66.04	-63.04	100	1000	-25.0	
Mid frequency 3625.0 MHz							
3619.50	Low	-55.37	-52.37	100	1000	-13.0	Pass
3609.50	Low	-67.11	-64.11	100	1000	-25.0	
3630.50	High	-55.71	-52.71	100	1000	-13.0	
3640.50	High	-67.27	-64.27	100	1000	-25.0	
High frequency 3695.0 MHz							
3689.50	Low	-55.90	-52.90	100	1000	-13.0	Pass
3679.50	Low	-64.18	-61.18	100	1000	-25.0	
3700.50	High	-55.16	-52.16	100	1000	-13.0	
3710.50	High	-66.57	-63.57	100	1000	-25.0	
64 QAM							
Low frequency 3555.0 MHz							
3549.50	Low	-56.24	-53.24	100	1000	-13.0	Pass
3539.50	Low	-67.13	-64.13	100	1000	-25.0	
3560.50	High	-55.45	-52.45	100	1000	-13.0	
3570.50	High	-66.01	-63.01	100	1000	-25.0	
Mid frequency 3625.0 MHz							
3619.50	Low	-56.07	-53.07	100	1000	-13.0	Pass
3609.50	Low	-66.23	-63.23	100	1000	-25.0	
3630.50	High	-54.72	-51.72	100	1000	-13.0	
3640.50	High	-66.91	-63.91	100	1000	-25.0	
High frequency 2680.0 MHz							
3689.50	Low	-56.06	-53.06	100	1000	-13.0	Pass
3679.50	Low	-65.07	-62.07	100	1000	-25.0	
3700.50	High	-55.15	-52.15	100	1000	-13.0	
3710.50	High	-66.53	-63.53	100	1000	-25.0	

* - SA Reading over 1 chain = Max SA reading (Chains #1&2 and #3&4)

** - Total band edge = SA Reading over 1 chain + 10*log(N) = SA reading +3 dB

*** - Margin = Total band edge – Specification limit



Test specification: Section 96.41(e), Emission mask			
Test procedure: Section 96.41(e)(3)			
Test mode: Compliance		Verdict: PASS	
Date(s): 19-Jul-20			
Temperature: 24.2 °C	Relative Humidity: 49 %	Air Pressure: 1010 hPa	Power: 48 VDC
Remarks:			

Table 7.4.3 Emission outside the fundamental test results

ASSIGNED FREQUENCY RANGE: 3550.0 – 3700.0 MHz
 DETECTOR USED: Average (gated)
 VIDEO BANDWIDTH: ≥ Resolution bandwidth
 EBW: 20 MHz
 NUMBER OF CHAINS: 2
 ANTENNA PORT: Worst case

Antenna Port 1 Worst Case							
Frequency MHz	Band edge	SA reading over 1 chain, dBm	Total band edge*, dBm	RBW, kHz	Integration BW, kHz	Limit, dBm	Verdict
QPSK							
Low frequency 3560.0 MHz							
3549.50	Low	-53.73	-50.73	100	1000	-13.0	Pass
3539.50	Low	-64.11	-61.43	100	1000	-25.0	
3570.50	High	-53.59	-50.59	100	1000	-13.0	
3580.50	High	-62.31	-59.31	100	1000	-25.0	
Mid frequency 3625.0 MHz							
3615.50	Low	-54.47	-51.47	100	1000	-13.0	Pass
3604.50	Low	-65.54	-62.54	100	1000	-25.0	
3635.50	High	-54.85	-51.85	100	1000	-13.0	
3645.50	High	-64.22	-61.22	100	1000	-25.0	
High frequency 3690.0 MHz							
3679.50	Low	-54.82	-51.82	100	1000	-13.0	Pass
3669.50	Low	-63.32	-60.32	100	1000	-25.0	
3700.50	High	-55.12	-52.12	100	1000	-13.0	
3710.50	High	-63.98	-60.98	100	1000	-25.0	
64 QAM							
Low frequency 3560.0 MHz							
3549.50	Low	-53.80	-50.80	100	1000	-13.0	Pass
3539.50	Low	-63.67	-60.67	100	1000	-25.0	
3570.50	High	-53.93	-50.93	100	1000	-13.0	
3580.50	High	-63.03	-60.03	100	1000	-25.0	
Mid frequency 3625.0 MHz							
3615.50	Low	-54.89	-51.89	100	1000	-13.0	Pass
3604.50	Low	-65.30	-62.30	100	1000	-25.0	
3635.50	High	-54.63	-51.63	100	1000	-13.0	
3645.50	High	-65.02	-62.02	100	1000	-25.0	
High frequency 3690.0 MHz							
3679.50	Low	-54.29	-51.29	100	1000	-13.0	Pass
3669.50	Low	-62.74	-59.74	100	1000	-25.0	
3700.50	High	-56.15	-53.15	100	1000	-13.0	
3710.50	High	-65.22	-62.22	100	1000	-25.0	

* - SA Reading over 1 chain = Max SA reading (Chains #1&2 and #3&4)

** - Total band edge = SA Reading over 1 chain + 10*log(N) = SA reading +3 dB

*** - Margin = Total band edge – Specification limit

Reference numbers of test equipment used

HL 3301	HL 3302	HL 4355	HL 3901	HL 4366			
---------	---------	---------	---------	---------	--	--	--

Full description is given in Appendix A.



HERMON LABORATORIES

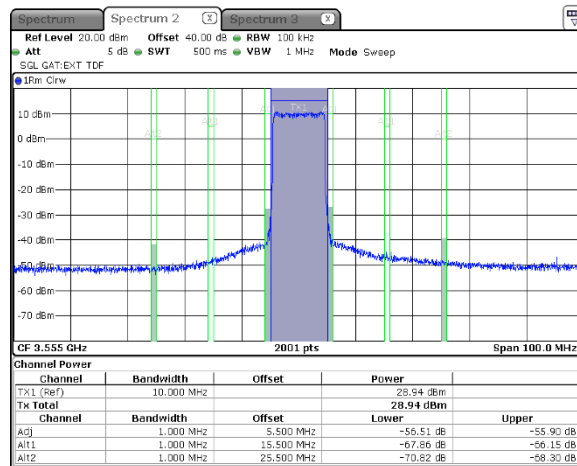
Report ID: AIRRAD_FCC.40716

Date of Issue: 9-Nov-20

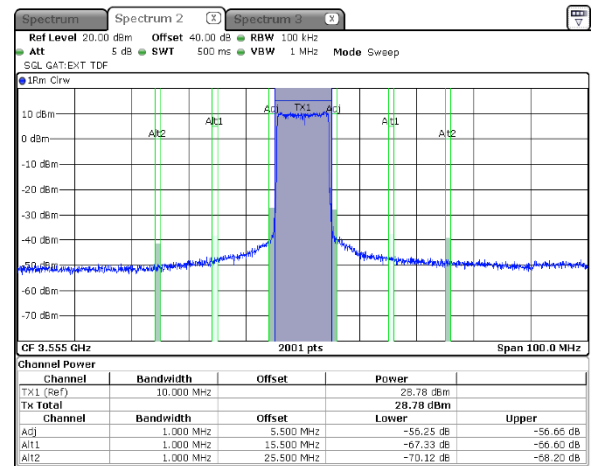
Test specification: Section 96.41(e), Emission mask			
Test procedure: Section 96.41(e)(3)			
Test mode: Compliance		Verdict: PASS	
Date(s): 19-Jul-20			
Temperature: 24.2 °C	Relative Humidity: 49 %	Air Pressure: 1010 hPa	Power: 48 VDC
Remarks:			

Plot 7.4.1 Emission outside the fundamental test results in 3505 - 3605 GHz range at low carrier frequency

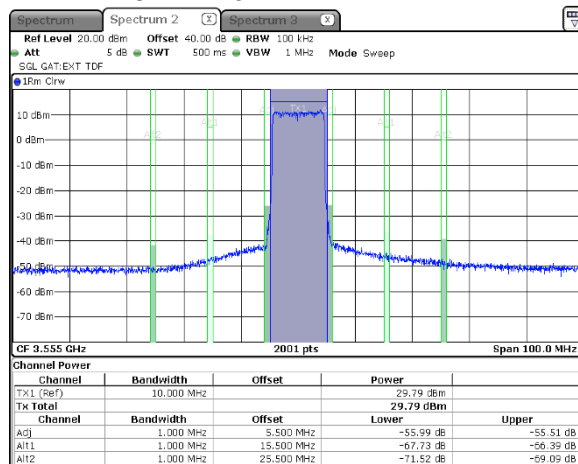
MODULATION:
CHANNEL SPACING:
ANTENNA CHAIN: #1



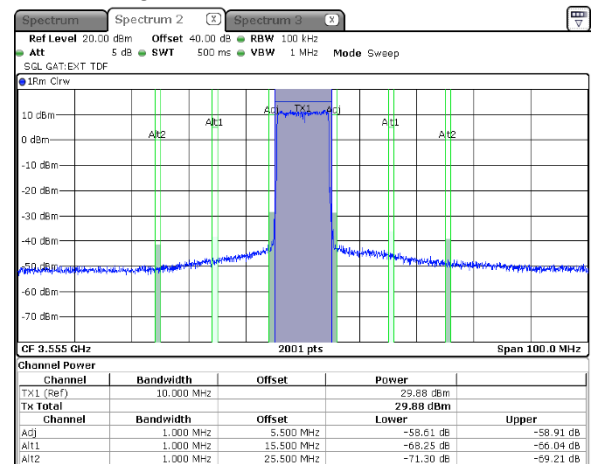
QPSK
10 MHz
ANTENNA CHAIN: #2



ANTENNA CHAIN: #3



ANTENNA CHAIN: #4





HERMON LABORATORIES

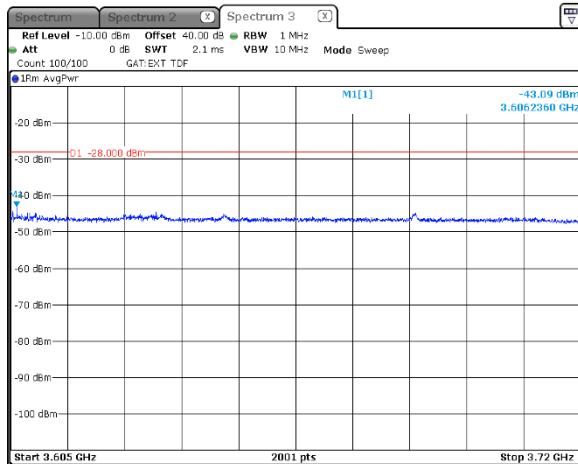
Report ID: AIRRAD_FCC.40716

Date of Issue: 9-Nov-20

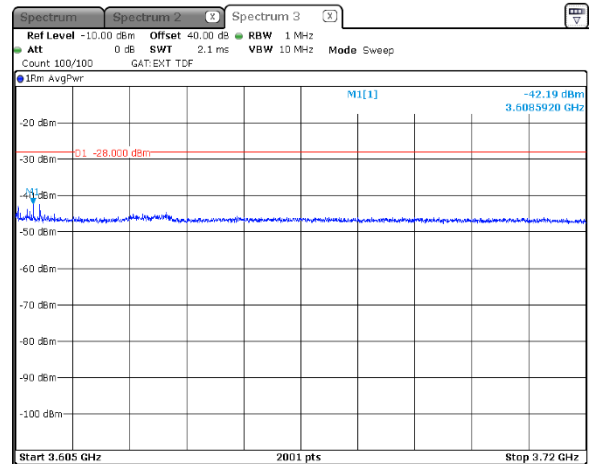
Test specification:		Section 96.41(e), Emission mask	
Test procedure:		Section 96.41(e)(3)	
Test mode:		Verdict: PASS	
Date(s):			
19-Jul-20			
Temperature: 24.2 °C	Relative Humidity: 49 %	Air Pressure: 1010 hPa	Power: 48 VDC
Remarks:			

Plot 7.4.2 Emission outside the fundamental test results in 3605 - 3720 GHz range at low carrier frequency

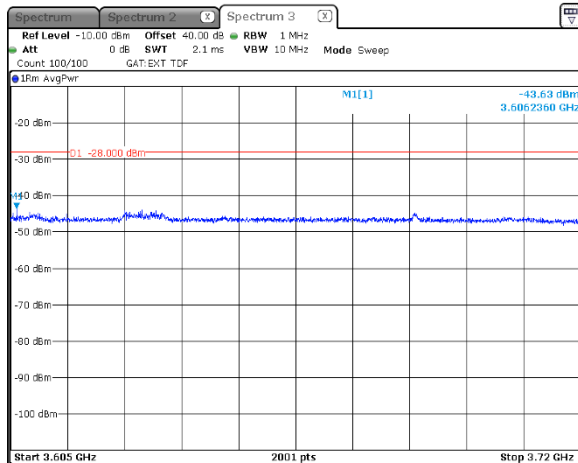
MODULATION:
CHANNEL SPACING:
ANTENNA CHAIN: #1



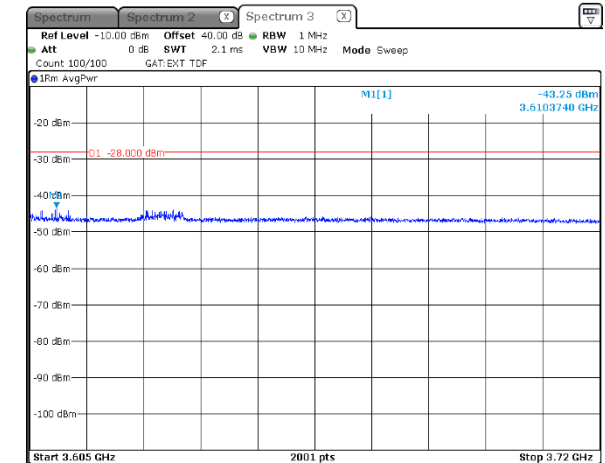
QPSK
10 MHz
ANTENNA CHAIN: #2



ANTENNA CHAIN: #3



ANTENNA CHAIN: #4





HERMON LABORATORIES

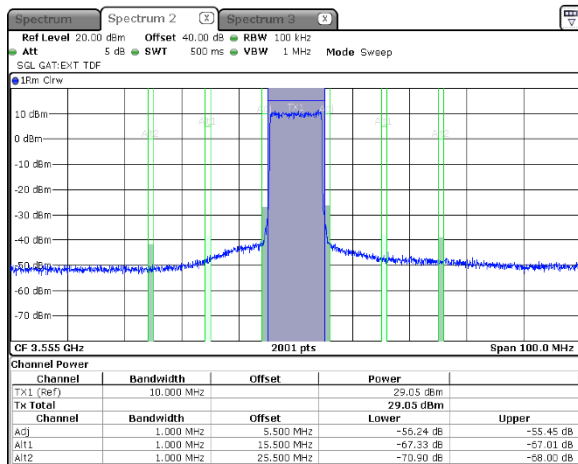
Report ID: AIRRAD_FCC.40716

Date of Issue: 9-Nov-20

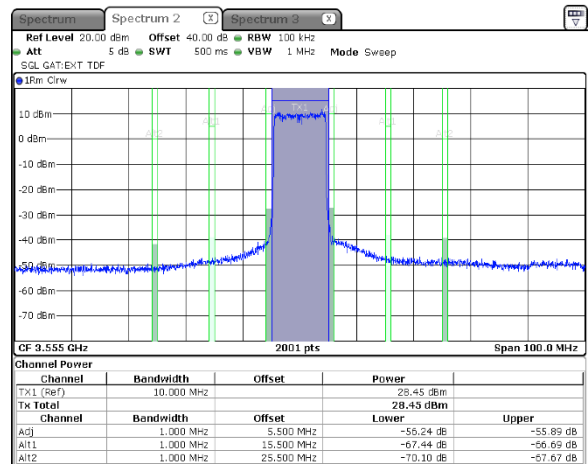
Test specification:		Section 96.41(e), Emission mask	
Test procedure:		Section 96.41(e)(3)	
Test mode:		Verdict: PASS	
Date(s):			
19-Jul-20			
Temperature: 24.2 °C	Relative Humidity: 49 %	Air Pressure: 1010 hPa	Power: 48 VDC
Remarks:			

Plot 7.4.3 Emission outside the fundamental test results in 3505 - 3605 GHz range at low carrier frequency

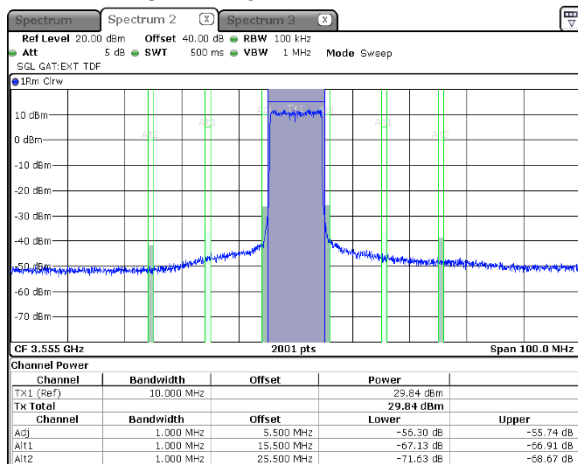
MODULATION:
CHANNEL SPACING:
ANTENNA CHAIN: #1



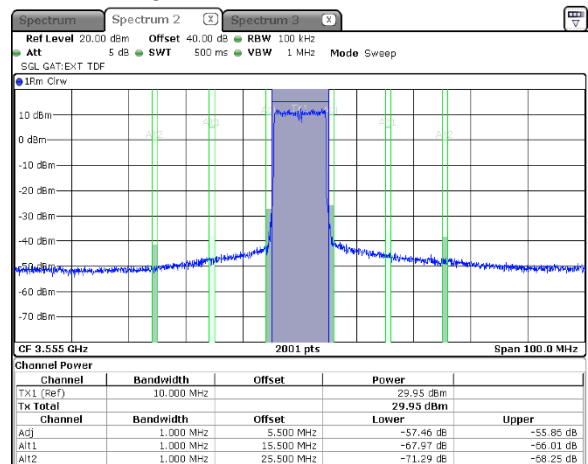
64QAM
10 MHz
ANTENNA CHAIN: #2



ANTENNA CHAIN: #3



ANTENNA CHAIN: #4





HERMON LABORATORIES

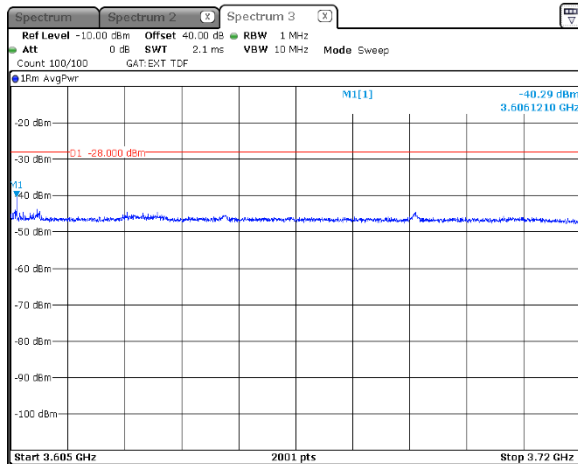
Report ID: AIRRAD_FCC.40716

Date of Issue: 9-Nov-20

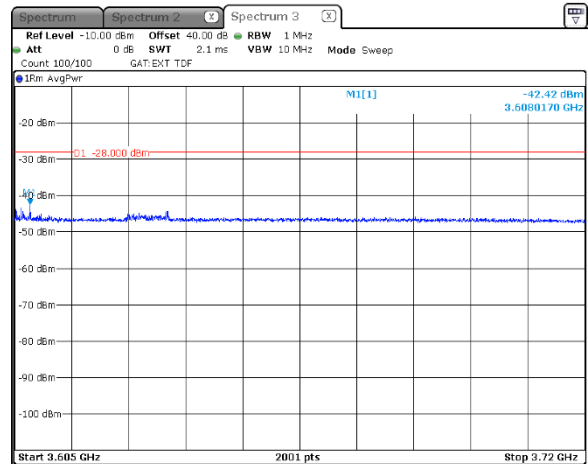
Test specification:		Section 96.41(e), Emission mask	
Test procedure:		Section 96.41(e)(3)	
Test mode:		Verdict: PASS	
Date(s):			
19-Jul-20			
Temperature: 24.2 °C	Relative Humidity: 49 %	Air Pressure: 1010 hPa	Power: 48 VDC
Remarks:			

Plot 7.4.4 Emission outside the fundamental test results in 3605 - 3720 GHz range at low carrier frequency

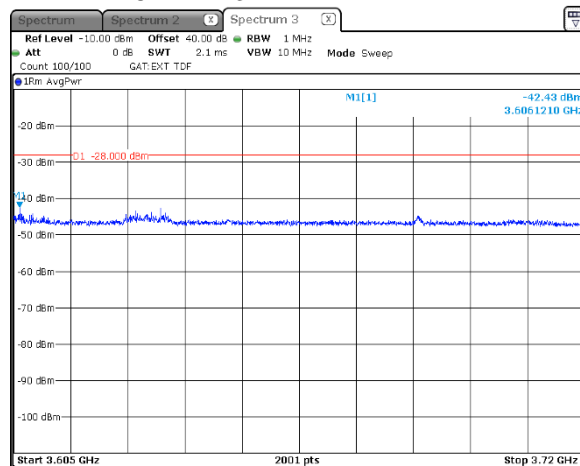
MODULATION:
CHANNEL SPACING:
ANTENNA CHAIN: #1



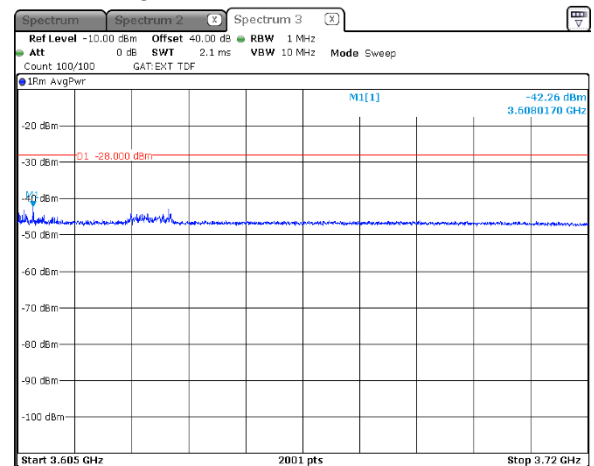
64QAM
10 MHz
ANTENNA CHAIN: #2



ANTENNA CHAIN: #3



ANTENNA CHAIN: #4





HERMON LABORATORIES

Report ID: AIRRAD_FCC.40716

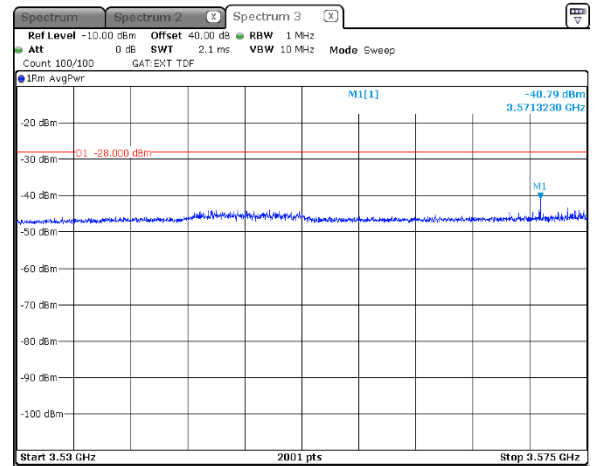
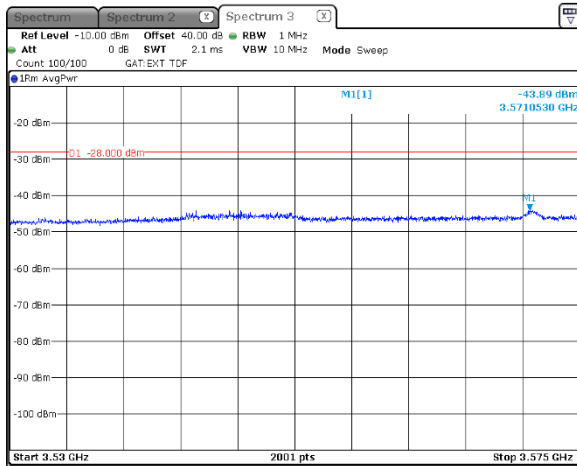
Date of Issue: 9-Nov-20

Test specification:		Section 96.41(e), Emission mask	
Test procedure:		Section 96.41(e)(3)	
Test mode:		Verdict: PASS	
Date(s):			
19-Jul-20			
Temperature: 24.2 °C	Relative Humidity: 49 %	Air Pressure: 1010 hPa	Power: 48 VDC
Remarks:			

Plot 7.4.5 Emission outside the fundamental test results in 3530 - 3575 GHz range at mid carrier frequency

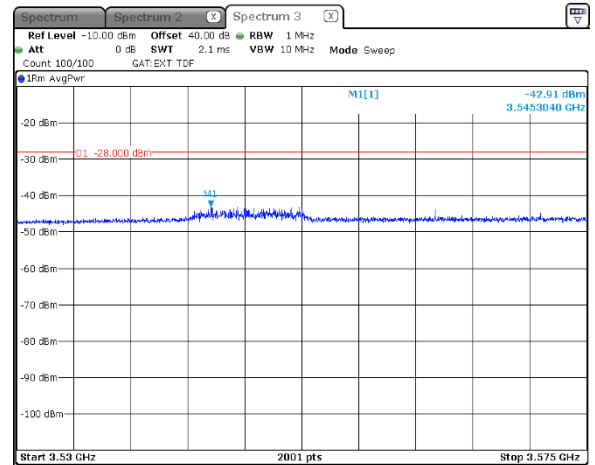
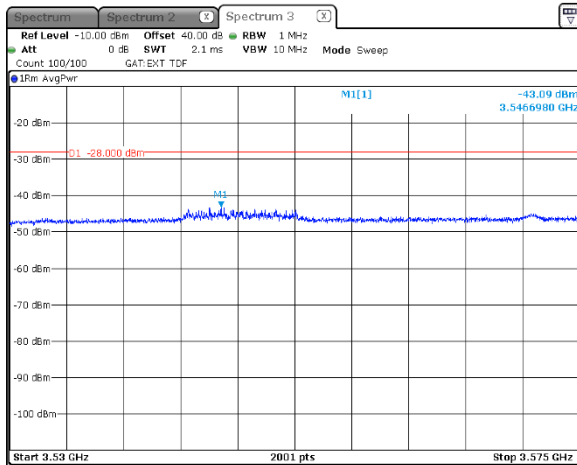
MODULATION:
CHANNEL SPACING:
ANTENNA CHAIN: #1

QPSK
10 MHz
ANTENNA CHAIN: #2



ANTENNA CHAIN: #3

ANTENNA CHAIN: #4





HERMON LABORATORIES

Report ID: AIRRAD_FCC.40716

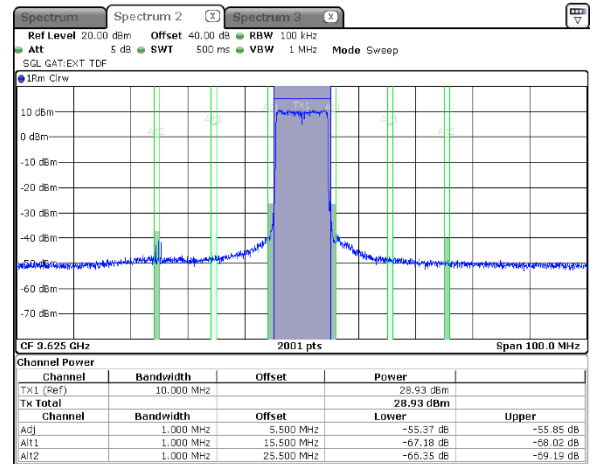
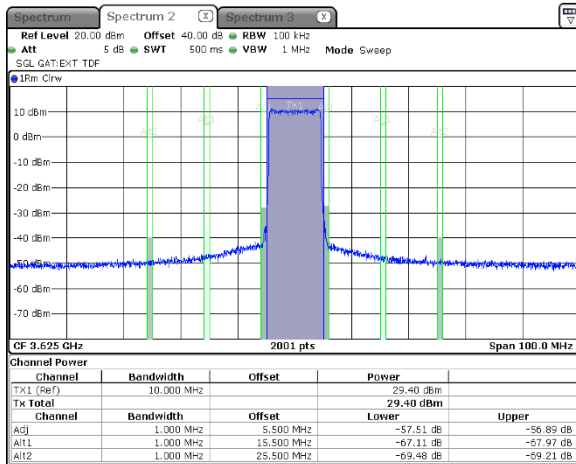
Date of Issue: 9-Nov-20

Test specification:		Section 96.41(e), Emission mask	
Test procedure:		Section 96.41(e)(3)	
Test mode:		Verdict: PASS	
Date(s):			
19-Jul-20			
Temperature: 24.2 °C	Relative Humidity: 49 %	Air Pressure: 1010 hPa	Power: 48 VDC
Remarks:			

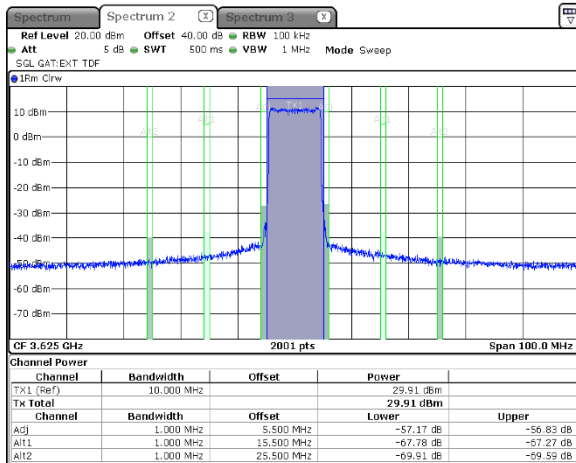
Plot 7.4.6 Emission outside the fundamental test results in 3575 - 3675 GHz range at mid carrier frequency

MODULATION:
CHANNEL SPACING:
ANTENNA CHAIN: #1

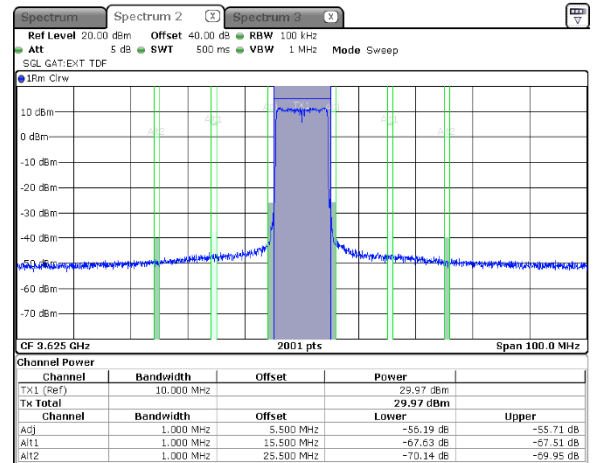
QPSK
10 MHz
ANTENNA CHAIN: #2



ANTENNA CHAIN: #3



ANTENNA CHAIN: #4





HERMON LABORATORIES

Report ID: AIRRAD_FCC.40716

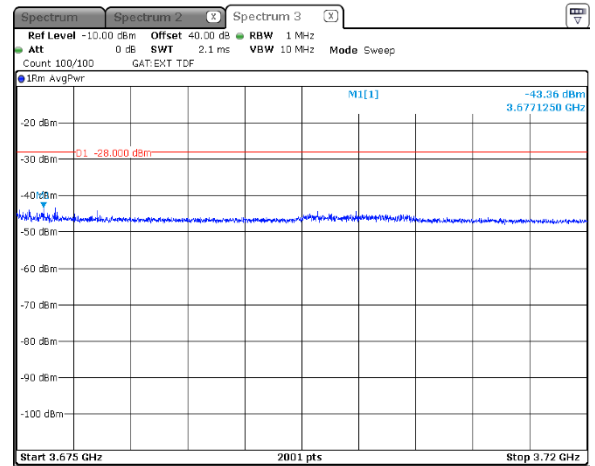
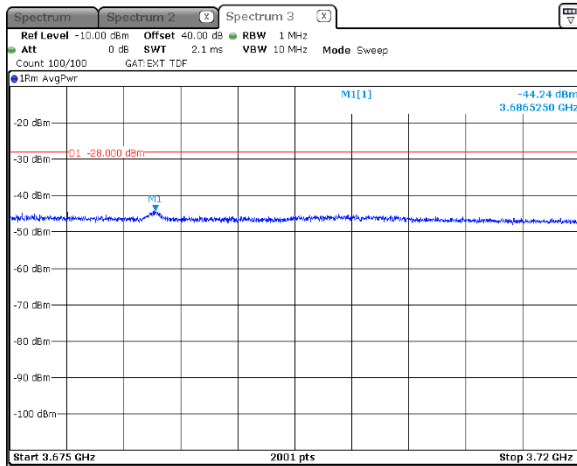
Date of Issue: 9-Nov-20

Test specification:		Section 96.41(e), Emission mask	
Test procedure:		Section 96.41(e)(3)	
Test mode:		Verdict: PASS	
Date(s):			
19-Jul-20			
Temperature: 24.2 °C	Relative Humidity: 49 %	Air Pressure: 1010 hPa	Power: 48 VDC
Remarks:			

Plot 7.4.7 Emission outside the fundamental test results in 3675 - 3720 GHz range at mid carrier frequency

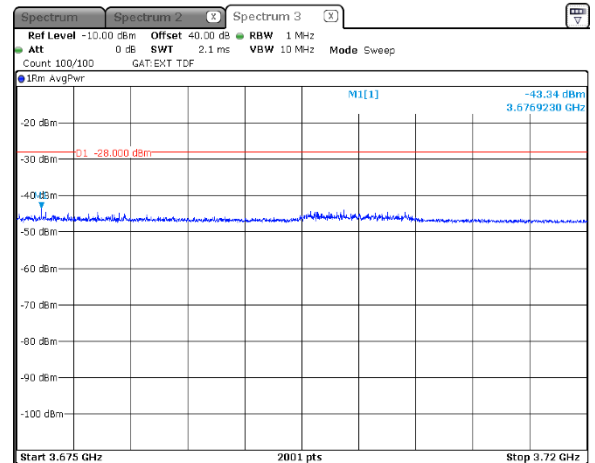
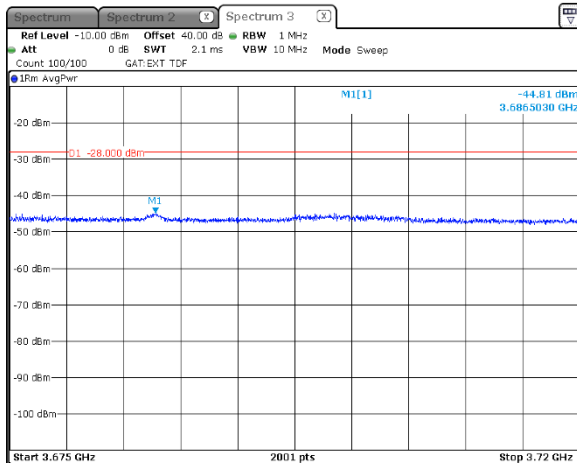
MODULATION:
CHANNEL SPACING:
ANTENNA CHAIN: #1

QPSK
10 MHz
ANTENNA CHAIN: #2



ANTENNA CHAIN: #3

ANTENNA CHAIN: #4





HERMON LABORATORIES

Report ID: AIRRAD_FCC.40716

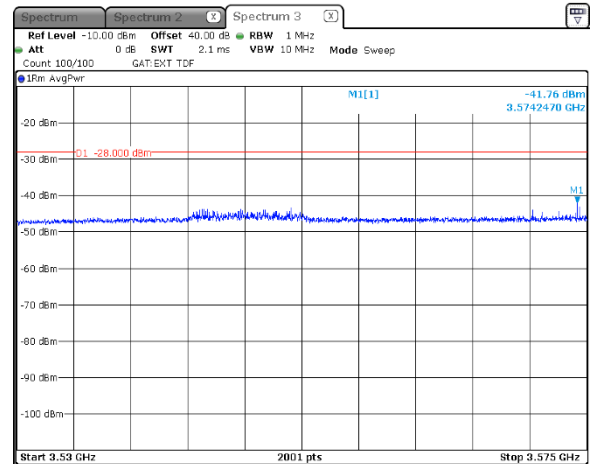
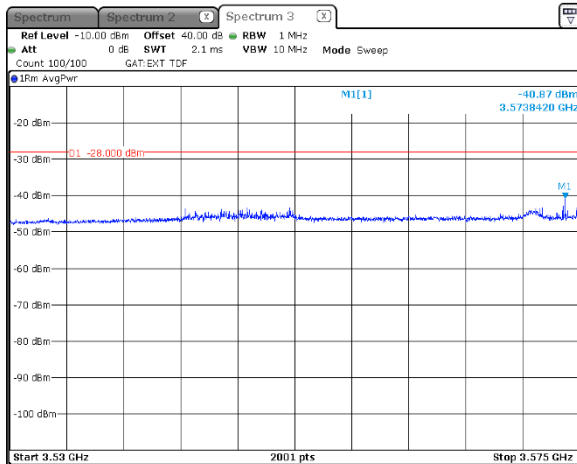
Date of Issue: 9-Nov-20

Test specification:		Section 96.41(e), Emission mask	
Test procedure:		Section 96.41(e)(3)	
Test mode:		Verdict: PASS	
Date(s):			
19-Jul-20			
Temperature: 24.2 °C	Relative Humidity: 49 %	Air Pressure: 1010 hPa	Power: 48 VDC
Remarks:			

Plot 7.4.8 Emission outside the fundamental test results in 3530 - 3575 GHz range at mid carrier frequency

MODULATION:
CHANNEL SPACING:
ANTENNA CHAIN: #1

64QAM
10 MHz
ANTENNA CHAIN: #2



ANTENNA CHAIN: #3

ANTENNA CHAIN: #4

