




Conducted Antenna Port Measurements



Radiated Emissions, 9kHz – 30MHz



Radiated Emissions, 30MHz – 1GHz



Radiated Emissions, Above 1GHz