NOTES:
1. PARENTHETICAL ITEM IDENTIFICATION DENOTES:(ITEM FIND NO.-QTY).
2. REFERENCE DESIGNATORS ARE USED IN LIEU OF ITEM FIND NUMBERS.
3. 580-6520-001 MAY BE UTILIZED ON THIS ASSEMBLY.
4. TO BE TESTED AT A HIGHER LEVEL.
5. SOLDER PER COMMERCIAL REQUIREMENTS (580-5178-000).
6. MAXIMUM Z TOP DIMENSION SHALL NOT EXCEED .470.
   MAXIMUM Z BOTTOM DIMENSION SHALL NOT EXCEED .200.
7. MARK REV LETTER FOLLOWING THE APPROPRIATE LETTERS REV PER 839-0497-001.
   ASSEMBLY IDENTIFIED BY APPLICATION OF MARKING REQUIREMENTS ON FAB PART.
8. MAXIMUM LEAD PROTRUSION TO BE .100.
9. "T" DESIGNATES BOARD TOP SURFACE.
10. PER MANUFACTURING, PROJECT OR CONTRACT REQUIREMENTS, MARK THE
    MANUFACTURING CONTROL NUMBER FOLLOWING THE LETTERS MCN PER 839-0497-001.
11. DESIGNATORS E1-12,TP1,3,20-31,33-57,60,61 AND P1 ARE FOR REFERENCE ONLY.
12. POSTCOAT TOP AND BOTTOM SIDES PER 580-5458-001.
    CROSSHATCHED AREAS TO BE FREE OF POSTCOAT, TOP AND BOTTOM.
13. ALL JUMPER WIRE, IF APPLICABLE, IS 36 GAUGE OR LARGER ETCHED TEFLON
    INSULATED WIRE, U.O.S. BOND WIRE(S) TO BOARD PER 580-5573-001. ROUTING
    OF JUMPERS OPTIONAL U.O.S.
14. FINELINE/FINEPITCH TECHNOLOGY UTILIZED WITH .005 CIRCUIT LINES
    AND .008 MINIMUM CONDUCTOR SPACINGS.
15. NO EXCESS SOLDER SHALL BE USED ON CROSSHATCHED AREAS ON BOTTOM SIDE.
16. TOP SURFACE AND INDICATED AREAS ON SIDES OF ITEMS 56-64 TO BE FREE
    OF POSTCOAT. SEE DETAIL B FOR REFERENCE.
17. ROUTE W1 AS SHOWN AND BOND TO ITEM 1 USING ITEM 2 PER 580-5205-010.
18. REWORK WILL CONFORM TO PROCESS REQUIREMENTS.
19. LAP SOLDER WHERE INDICATED BY ◀ .
20. APPLY ITEM 248 TO BOARD, TRIM AS REQUIRED BOND ITEMS 135, C140 AND C998
    TO ITEM 248 USING ITEM 249 PER 839-0507-001.
21. SOLDER ITEMS 56-64 TO EACH OTHER AT SHIELD INTERSECTIONS AND TO ITEM 1
    AT TABS ONLY.
22. APPLY ITEM 251 TO BOARD, TRIM AS REQUIRED. BOND ITEM 153 TO ITEM 251 USING
    ITEM 249 PER 839-0507-001.
23. APPLY ITEM 252 TO BOARD, TRIM AS REQUIRED. BOND ITEM 250 TO ITEM 252 USING
    ITEM 249 PER 839-0507-001.
24. APPLY ITEM 252 TO BOARD, TRIM AS REQUIRED. BOND C116 AND C999 TO ITEM 252
    USING ITEM 249 PER 839-0507-001.
25. BOND C1000 TO TOP OF C80, C1001 ON TOP OF R116, C1003 ON TOP OF C972,
    R1000 ON TOP OF U6, C1004 ON TOP OF R29, C1005 ON TOP OF R33, C1006 ON
    TOP OF R52, C1007 ON TOP OF R188, USING ITEM 249 PER 839-0507-001.
26. BOND ITEMS 18 AND 19 TO ITEM 1 USING ITEM 2 PER 580-5205-010.
27. REMOVE SOLDERMASK FROM AREAS INDICATED.
28. INSTALL C232 OR C233 ACROSS INDICATED LEADS OF U11 OR U17. SOLDER BRIDGE IS
    ACCEPTABLE.
29. SEE NOTES 20,22,23,24,AND 25.
30. BY DESIGN, ITEM 17, MIDDLE TERMINATION POINT WILL NOT MEET OVERHANG
    REQUIREMENTS FOR END TERMINATION.
31. ONE END OF C1002 WILL EXCEED 33% OVERHANG OF PAD.

SCHEMATIC AND FAB BOARD APPLICABILITY REF. TABLE

SCHEMATIC	ALT LTR	FAB BOARD	ALT LTR	CKT CARD ASSY	ALT LTR
828-8586-002	-	826-0007-456	-	828-3186-002	-
828-8586-002	A	826-0007-456	A	828-3186-002	A
828-8586-002	B	826-0007-456	A	828-3186-002	B
828-8586-002	B	826-0007-456	B	828-3186-002	C

REVISIONS

LTR	DESCRIPTION	DATE	APVD
A	RL0484	12/11/2000	CDF
B	RL4407	02/06/2001	KH
C	RM1402	07/02/2001	KH

PARTS LIST CONTINUED ON PAGE 2

PARTS LIST (US CUSTOMARY MEASUREMENTS ONLY)

QTY	ITEM NO.	PART OR IDENT NO.	NOMENCLATURE OR DESCRIPTION	NOTES	REF DESIGNATORS
1	90	705-2438-500	RESISTOR, 12.4 k		R26
54	89	705-2438-440	RESISTOR, 10 k		R11-14,17,18,23,24,30,85,90,94,95,102,107,115,124,130,142,143,161,176,177,186,187,190,202,223-225,235,237,401,402,405,406,726,727,739,740,747,752-755,774,816,817,915,916,937,939,941,967
6	88	705-2438-420	RESISTOR, 8.25 k		R104,110,111,116,129,234
4	87	705-2438-400	RESISTOR, 7.5 k		R716,717,733,734
5	86	705-2438-350	RESISTOR, 5.11 k		R121,127,128,208,912
8	85	705-2438-330	RESISTOR, 4.75 k		R2,22,166,230-232,403,404
5	84	705-2438-260	RESISTOR, 3.32 k		R96,134,144,154,214
2	83	705-2438-210	RESISTOR, 2.43 k		R105,106
3	82	705-2438-180	RESISTOR, 2.21 k		R3,145,212
7	81	705-2438-120	RESISTOR, 1.62 k		R81,108,131,156,229,236,238
24	80	705-2438-050	RESISTOR, 1 k		R20,25,66,69,117,122,158,165,178,179,206,207,233,407,408,719-722,731,732,736-738
4	79	705-2437-920	RESISTOR, 619		R218,772,775,778
4	78	705-2437-890	RESISTOR, 511		R120,146,718,735
1	77	705-2437-860	RESISTOR, 475		R751
4	76	705-2437-760	RESISTOR, 274		R723,728,807,808
2	75	705-2437-690	RESISTOR, 221		R845,846
5	74	705-2437-660	RESISTOR, 200		R79,109,194,815,913
1	73	705-2437-630	RESISTOR, 182		R201
10	72	705-2437-480	RESISTOR, 100		R5,10,57,65,170-173,196,210
4	71	705-2437-370	RESISTOR, 68.1		R39,41,184,200
10	70	705-2437-300	RESISTOR, 51.1		R42,67,113,114,135,136,182,192,841,842
1	69	705-2437-210	RESISTOR, 30.1		R97
2	68	705-2437-150	RESISTOR, 18.2		R72,191
3	67	705-2437-070	RESISTOR, 12.1		R75,149,150
11	66	705-2437-050	RESISTOR, 10		R54,55,62,63,147,148,174,175,209,216,217
12	65	705-2437-010	RESISTOR, 0		R77,180,181,222,226,724,725,729,730,810,811,1001
1	64	653-4064-010	SHIELD, RF	16,21	
1	63	653-4064-009	SHIELD, RF	16,21	
3	62	653-4064-008	SHIELD, RF	16,21	
1	61	653-4064-006	SHIELD, RF	16,21	
1	60	653-4064-005	SHIELD, RF	16,21	
1	59	653-4064-004	SHIELD, RF	16,21	
1	58,	653-4064-003	SHIELD, RF	16,21	
1	57	653-4064-002	SHIELD, RF	16,21	
1	56	653-4064-001	SHIELD, RF	16,21	
1	55	653-4029-280	CABLE ASSY		
1	54	653-4029-176	CABLE ASSY, POWER		
1	53	439-4473-000	WIRE, A18TA00X2XXX(FT)	17	W1
0.4	52	421-0074-000	WIRE, B26BA00XXXXX(FT)		
2	51	357-7553-030	CONN,ELEC		J3,4
1	50	357-7517-010	CONN,ELEC		J2
2	49	353-8137-090	DIODE, BAW100		CR901,902
2	48	353-8136-060	DIODE, BAS40-06		CR706,708
1	47	353-8136-050	DIODE, BAS40-05		CR707
1	46	353-8136-040	DIODE, BAS40-04		CR705
5	45	353-8135-040	DIODE, MMBD914X		CR6,7,13,18,942
4	44	353-8135-010	DIODE, MMBD6050X		CR19,20,106,107
1	43	353-8133-010	DIODE, MMBZ5226B		VR800
1	42	353-8127-130	DIODE, MMBZ5227BLT1		VR1
1	41	353-8127-030	DIODE, MMBZ5230BLT1		VR2
5	40	352-9114-020	TRANSISTOR, 2907A		Q11,15,103,701,702
2	39	352-9113-020	TRANSISTOR, 2222A		Q13,16
6	38	352-9113-010	TRANSISTOR, 2222A		Q2-5,7,8
1	35	352-1302-130	TRANSISTOR, MBT3946DW1		Q12
2	34	352-1302-080	TRANSISTOR, MBT3904DW1		Q14,107
1	33	352-1302-070	TRANSISTOR, MBT3906DW1		Q105
2	32	352-0838-010	TRANSISTOR, 85634		Q6,9
3	31	351-9604-590	IC, INA-10386		U11,17,1000
2	30	351-9603-820	IC, TRF2050		U101,105
1	29	351-9603-470	IC, LM60CIM3		U909
1	28	351-4120-010	IC, RF2464		U804
1	27	351-1392-180	IC, 082		U400
1	26	351-0414-020	IC, 1129		U202
6	25	351-0349-010	IC, LM837M		U1,3,5,6,15,710
2	24	343-0124-000	SCREW,.086-56X.25		
2	23	313-0037-000	NUT,PLAIN,HEX,0.086-56		
2	22	310-0275-000	WASHER,LOCK		
4	21	310-0129-000	WASHER,FLAT		
1	20	291-5980-030	FILTER, 28.875 MHz		FL28
1	19	278-0441-060	XFMR, RF	26	T501
3	18	278-0441-010	XFMR, RF	26	U2,104,108
3	17	241-0893-010	FILTER, 3300 pF	30	FL25-27
8	16	241-0884-040	FILTER, 220 pF		FL8-13,21,22
18	15	241-0884-010	FILTER, 22000 pF		FL1-7,14,15,17-20,23,24,31-33
3	14	240-2939-160	COIL, 56 nH		L27,602,913
1	13	240-2939-150	COIL, 47 nH		L601
3	12	240-2939-130	COIL, 33 nH		L1,4,909
3	11	240-2939-110	COIL, 22 nH		L2,3,906
1	10	240-2939-080	COIL, 82 nH		L707
8	9	240-2939-040	COIL, 39 nH		L7,8,12,13,103,104,106,107
2	8	240-2933-250	COIL, 100		L101,105
1	7	240-2933-210	COIL, 47		L29
6	6	240-2933-130	COIL, 10		L26,201-205
4	5	240-2052-040	COIL, 12.5 nH		L902,903,915,921
1	4	240-2052-020	COIL, 5 nH		L916
2	3	207-0082-140	COIL, 1.2		L703,706
AR	2	005-3167-010	ADHESIVE,RTV-3145	17	
1	1	826-0007-456	PWB		

PARTS LIST (US CUSTOMARY MEASUREMENTS ONLY)

PARTS LIST (US CUSTOMARY MEASUREMENTS ONLY)

REDAC

NEXT ASSY: UNKNOWN TYPE NO: VHF-4000

ROCKWELL PROPRIETARY INFORMATION.

PREP K. BARKER Jul 02 2001
CHK D. FOY
ENG APVD B. LOMBARDI

ROCKWELL COLLINS, INC
400 COLLINS ROAD NE, CEDAR RAPIDS, IOWA 52498

CIRCUIT CARD ASSEMBLY, VHF RF

SIZE	CAGE CODE	DWG NO.	REV LTR
D	4V792	828-3186-002	C

SCALE NONE SHEET 1 OF 13

DIGITAL DATA ONLY, NO MASTER TRACING.

NFP ☐ REL ☒ CR 2 MB 1

PARTS LIST CONTINUED ON PAGE 3

QTY	ITEM NO.	PART OR IDENT NO.	NOMENCLATURE OR DESCRIPTION	NOTES	REF DESIGNATORS
4	217	913-0865-350	CAPACITOR, 560 pF		C725,726,730,731
1	216	913-0865-340	CAPACITOR, 470 pF		C92
11	215	913-0865-300	CAPACITOR, 220 pF		C4-9,25,46,48,155, 156
2	214	913-0865-280	CAPACITOR, 150 pF		C374,912
4	213	913-0865-260	CAPACITOR, 100 pF		C44,99,103,134
1	212	913-0865-230	CAPACITOR, 56 pF		C73
3	211	913-0865-220	CAPACITOR, 47 pF		C61,68,76
4	210	913-0865-200	CAPACITOR, 33 pF		C39,128,149,150
1	209	913-0865-180	CAPACITOR, 22 pF		C152
6	208	913-0865-170	CAPACITOR, 18 pF		C124,127,160,162,163 229
2	207	913-0865-150	CAPACITOR, 12 pF		C32,34
6	206	913-0865-140	CAPACITOR, 10 pF		C28,47,77,100,174, 230
1	205	913-0865-020	CAPACITOR, 1 pF		C36
18	204	913-0863-050	CAPACITOR, 0.1	25	C41,54,55,58,59,63, 64,79,85,86,129,168, 169,822,823,856,857, 1001
1	203	859-4830-080	CONN,ELEC		J101
2	202	852-3002-010	FERRITE BEAD		ZP1,2
1	201	850-2002-010	IC, 50-400 MHz		U110
1	200	850-1057-050	IC, 236-304 MHz		U107
1	199	850-1057-040	IC, 146-181 MHz		U103
2	198	850-0037-030	IC, JCIQ-176MH-1		U800,803
1	197	850-0027-020	IC, MIXER,RF		U9
1	196	850-0006-020	IC, LRMS-5		U109
2	195	849-2502-020	XFMR, 50-400 MHZ		T1,2
1	194	849-0031-210	COIL, 47.0		L28
1	193	849-0028-300	COIL, 27		L10
3	192	849-0028-170	COIL, 2.2		L16,30,115
7	191	849-0028-130	COIL, 1		L5,6,11,14,15,17,25
1	190	849-0028-060	COIL, 0.27		L23
2	189	849-0028-050	COIL, 0.22		L21,22
2	188	849-0025-170	COIL, 2.2		L801,905
5	187	849-0025-120	COIL, 0.82		L19,24,31,110,113
1	186	849-0025-090	COIL, 0.47		L901
1	185	849-0003-720	COIL, 2.2		L20
1	184	849-0003-680	COIL, 1		L18
1	183	849-0003-580	COIL, 0.27		L9
2	182	849-0003-490	COIL, 0.056		L32,111
3	181	844-3820-020	DIODE, HSMP-3800		CR1-3
8	180	844-0112-020	DIODE, MMBV609LT1		VR3,4,7,8,11,12,15, 16
2	179	844-0078-020	DIODE, MA4PH237		CR711,712
2	178	844-0032-040	DIODE, 2823		CR12,16
4	177	844-0032-030	DIODE, 2822		CR8-11

PARTS LIST (US CUSTOMARY MEASUREMENTS ONLY)

QTY	ITEM NO.	PART OR IDENT NO.	NOMENCLATURE OR DESCRIPTION	NOTES	REF DESIGNATORS
5	176	844-0032-010	DIODE, 2820		CR4,5,14,15,17
2	175	844-0022-010	DIODE, HSMS-2800		CR501,502
1	174	843-9117-010	TRANSISTOR, 4416		Q1
3	173	843-0036-010	TRANSISTOR, NE46134		Q10,104,900
1	172	835-0751-090	IC, 78L05A		U16
1	171	835-0751-080	IC, 79L05A		U14
1	170	835-0751-040	IC, 78L12A		U201
1	169	835-0685-030	IC, 201HS		U708
1	168	835-0600-030	IC, DG441		U7
1	167	835-0364-010	IC, 826		U706
1	166	835-0362-100	IC, ERA-5SM		U805
2	165	835-0311-010	IC, AD603		U12,13
1	164	835-0198-030	IC, MC33076D		U707
1	163	835-0191-020	IC, MAV-11 SMD		U905
2	162	835-0057-070	IC, MSA-1105		U8,10
1	161	835-0046-060	IC, 1678GV		U111
3	160	835-0041-010	IC, 833		U4,102,106
3	159	834-6014-380	CAPACITOR, 22 pF		C1-3
1	158	834-6014-290	CAPACITOR, 10 pF		C31
1	157	834-6014-270	CAPACITOR, 8.2 pF		C67
6	156	834-6014-250	CAPACITOR, 6.8 pF		C11,12,14,15,20,29
2	155	834-6014-130	CAPACITOR, 2.2 pF		C94,95
2	154	834-6014-010	CAPACITOR, 1 pF		C109,197
2	153	913-3667-310	CAPACITOR, 0.01	22	C138,173
1	152	834-5087-050	CAPACITOR, 0.0012		C93
1	151	834-5008-080	CAPACITOR, 3.9 pF		C855
3	150	834-5005-990	CAPACITOR, 1		C24,944,953
6	149	834-5005-790	CAPACITOR, 0.33		C19,56,71,90,126,191
3	148	834-5005-770	CAPACITOR, 0.22	25	C80,122,1000
27	147	834-5005-370	CAPACITOR, 0.1		C22,23,27,35,83,84, 87,88,96,97,101,106, 120,132,135,201-203, 205,207,208,213,727, 728,732,734,735
1	146	834-5005-350	CAPACITOR, 0.068		C21
3	145	834-5005-330	CAPACITOR, 0.047		C81,121,123
7	144	834-5005-250	CAPACITOR, 0.01		C199,214,740,902,927 954,991
1	143	834-5005-210	CAPACITOR, 0.0047		C82
1	142	834-5005-050	CAPACITOR, 0.01		C943
3	141	834-2008-240	CAPACITOR, 33		C195,196,824
4	140	834-2008-230	CAPACITOR, 22		C180,181,183,184
11	139	834-2008-190	CAPACITOR, 10		C176,177,185-188,200 204,206,211,215
1	138	834-2008-170	CAPACITOR, 6.8		C212
2	137	834-2008-140	CAPACITOR, 4.7		C209,210
14	136	834-2008-070	CAPACITOR, 1		C102,107,112,130,131 133,136,142,170,171, 222,223,500,733

PARTS LIST (US CUSTOMARY MEASUREMENTS ONLY)

QTY	ITEM NO.	PART OR IDENT NO.	NOMENCLATURE OR DESCRIPTION	NOTES	REF DESIGNATORS
2	135	834-2008-050	CAPACITOR, 0.47	20	C110,997
4	134	834-2008-030	CAPACITOR, 0.22	20,24	C116,140,998,999
1	133	833-6626-300	RESISTOR, 200		R773
1	132	833-6526-890	RESISTOR, 82.5		R908
6	131	833-6526-690	RESISTOR, 51.1		R34,43,44,82,140,185
1	130	833-6526-550	RESISTOR, 36.5		R857
2	129	833-6526-390	RESISTOR, 24.9		R919,968
1	128	833-6526-010	RESISTOR, 10		R914
REF	126	828-8586-002	SCHEMATIC		
12	125	705-3540-100	RESISTOR, 100		R53,58,59,61,64,70, 71,100,501-504
1	124	705-3520-360	RESISTOR, 71.5 k		R750
1	123	705-3519-580	RESISTOR, 4.99 k		R163
1	122	705-3519-040	RESISTOR, 49.9		R776
1	121	705-3205-160	RESISTOR, 36.5 k		R749
4	120	705-3205-110	RESISTOR, 27.4 k		R15,141,160,203
2	119	705-3205-080	RESISTOR, 24.3 k		R51,56
3	118	705-3205-020	RESISTOR, 18.2 k		R98,103,126
1	117	705-3204-770	RESISTOR, 6.49 k		R99
3	116	705-3204-650	RESISTOR, 3.92 k		R80,167,193
2	115	705-3204-630	RESISTOR, 3.65 k		R125,155
3	114	705-3204-560	RESISTOR, 2.74 k		R132,133,157
3	113	705-3204-480	RESISTOR, 1.82 k		R1,211,771
5	112	705-3204-170	RESISTOR, 432		R74,76,112,162,777
2	111	705-3204-120	RESISTOR, 365		R4,91
6	110	705-3204-070	RESISTOR, 301		R32,73,78,83,84,195
5	109	705-2439-980	RESISTOR, 150		R40,227,228,909,911
3	108	705-2439-730	RESISTOR, 36.5		R183,500,910
4	107	705-2439-660	RESISTOR, 27.4		R31,197,213,215
3	106	705-2439-620	RESISTOR, 24.3		R809,814,843
1	105	705-2439-360	RESISTOR, 909 k		R946
1	104	705-2439-240	RESISTOR, 475 k		R93
1	103	705-2439-130	RESISTOR, 221 k		R19
2	101	705-2438-980	RESISTOR, 110 k		R101,123
28	100	705-2438-950	RESISTOR, 100 k	25	R6-9,21,29,33,35-38, 45,47,49,50,52,88,89 138,139,159,188,204, 205,748,936,943,944
2	99	705-2438-810	RESISTOR, 56.2 k		R940,945
3	98	705-2438-800	RESISTOR, 51.1 k		R60,68,164
1	97	705-2438-780	RESISTOR, 47.5 k		R27
5	96	705-2438-710	RESISTOR, 33.2 k	25	R46,48,86,87,1000
2	95	705-2438-620	RESISTOR, 22.1 k		R28,189
9	94	705-2438-590	RESISTOR, 20 k		R92,118,119,137, 151-153,168,169
1	93	705-2438-550	RESISTOR, 16.2 k		R16
2	92	705-2438-540	RESISTOR, 15 k		R938,942

PARTS LIST (US CUSTOMARY MEASUREMENTS ONLY)

ROCKWELL PROPRIETARY INFORMATION.

ROCKWELL COLLINS, INC
400 COLLINS ROAD NE, CEDAR RAPIDS IOWA, 52498

PREP K. BARKER	SIZE D	CAGE CODE 4V792	DWG NO. 828-3186-002 REV LTR C
CHK D. FOY	SCALE NONE		SHEET 2

DIGITAL DATA ONLY, NO MASTER TRACING.

QTY	ITEM NO.	PART OR IDENT NO.	NOMENCLATURE OR DESCRIPTION	NOTES	REF DESIGNATORS
2	250	913-3667-510	CAPACITOR, 0.0027	23	C113,146
AR	249	838-0002-010	ADHESIVE,UNISET	29	
2	248	628-7676-016	INSULATOR	20	
1	247	914-3503-730	CAPACITOR, 560 pF		C995
4	246	914-3503-710	CAPACITOR, 470 pF		C501,741,750,941
2	245	914-3503-590	CAPACITOR, 120 pF		C957,972
1	244	914-3503-410	CAPACITOR, 39 pF		C994
1	243	914-3503-400	CAPACITOR, 36 pF		C604
1	242	914-3503-360	CAPACITOR, 24 pF		C603
3	241	914-3503-330	CAPACITOR, 18 pF		C605,708,749
1	240	914-3503-210	CAPACITOR, 5.6 pF		C601
2	239	914-3503-160	CAPACITOR, 3.6 pF		C602,993
2	238	914-3500-370	CAPACITOR, 100 pF		C904,911
2	237	914-3500-350	CAPACITOR, 82 pF		C907,910
1	236	914-3500-310	CAPACITOR, 56 pF		C192
1	235	914-3500-270	CAPACITOR, 39 pF		C193
2	234	914-3500-240	CAPACITOR, 30 pF		C909,940
1	233	914-3500-230	CAPACITOR, 27 pF		C937
1	232	914-3500-200	CAPACITOR, 20 pF		C900
2	231	913-3670-090	CAPACITOR, 560 pF		C903,928
1	230	913-3667-470	CAPACITOR, 220 pF		C908
1	229	913-3667-170	CAPACITOR, 150 pF		C905
2	228	913-3667-150	CAPACITOR, 100 pF		C119,198
1	227	913-3667-080	CAPACITOR, 27 pF		C66
4	226	913-3667-030	CAPACITOR, 10 pF	28,31	C232,233,996,1002
31	225	913-0865-680	CAPACITOR, 1000 pF		C10,13,53,60,62,69, 78,137,139,147,148, 151,154,158,159,165, 166,175,178,179,182, 189,216,218-221,403, 404,854,858
20	224	913-0865-640	CAPACITOR, 470 pF		C117,118,125,157,161 194,227,228,231,291, 503,504,817,819,821, 920,921,923,938,955
4	223	913-0865-620	CAPACITOR, 0.1		C945-948
1	222	913-0865-560	CAPACITOR, 0.033		C26
30	221	913-0865-500	CAPACITOR, 0.01		C38,40,42,57,65,72, 74,75,91,104,105,108 111,114,115,141, 143-145,153,167,172, 225,226,400,401, 721-724
1	220	913-0865-440	CAPACITOR, 3300 pF		C89
1	219	913-0865-430	CAPACITOR, 2700 pF		C234
22	218	913-0865-380	CAPACITOR, 1000 pF	25	C16-18,30,33,37,43, 45,49-52,70,98,164, 217,235,729, 1004-1007

PARTS LIST (US CUSTOMARY MEASUREMENTS ONLY)

QTY	ITEM NO.	PART OR IDENT NO.	NOMENCLATURE OR DESCRIPTION	NOTES	REF DESIGNATORS
1	253	914-3503-340	CAPACITOR, 20 pF	25	C1003
3	252	628-7676-013	INSULATOR	23,24	
2	251	628-7676-014	INSULATOR	22	

PARTS LIST (US CUSTOMARY MEASUREMENTS ONLY)

ROCKWELL COLLINS, INC
400 COLLINS ROAD NE, CEDAR RAPIDS IOWA, 52498

PREP K. BARKER
CHK D. FOY
SIZE D | CAGE CODE 4V792 | DWG NO. 828-3186-002 | REV LTR C
SCALE NONE | SHEET 3

ROCKWELL PROPRIETARY INFORMATION.

DIGITAL DATA ONLY, NO MASTER TRACING.

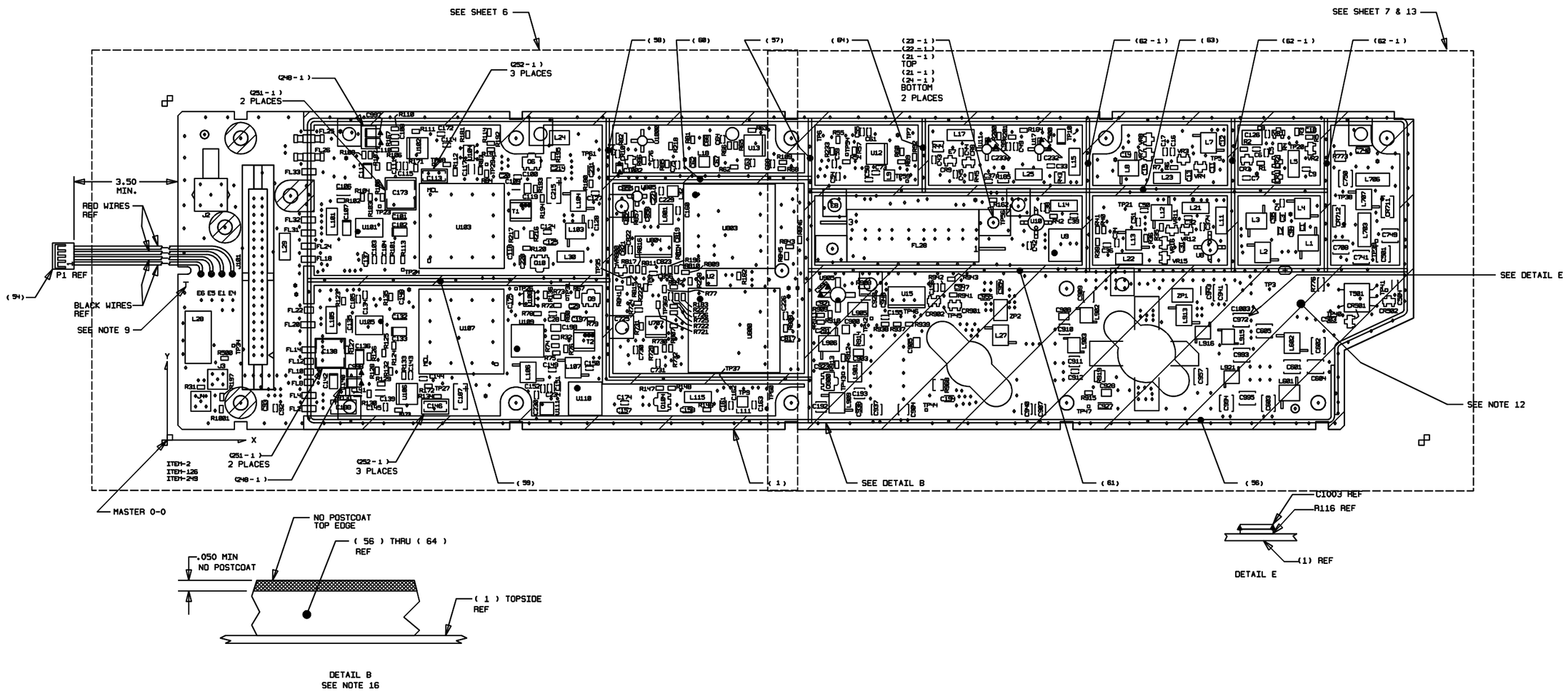

ROCKWELL COLLINS, INC
400 COLLINS ROAD NE, CEDAR RAPIDS IOWA, 52498

PREP K. BARKER 02-Jul-2001	SIZE D	CAGE CODE 4V792	DWG NO. 828-3186-002	REV LTR C
CHK D. FOY	SCALE NONE			SHEET 4

ROCKWELL PROPRIETARY INFORMATION.

DIGITAL DATA ONLY, NO MASTER TRACING.

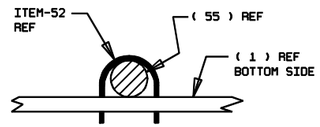

DETAIL C
5 PLACES

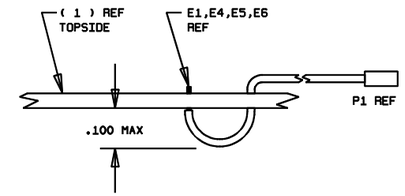

DETAIL A

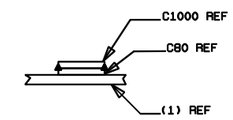

DETAIL D

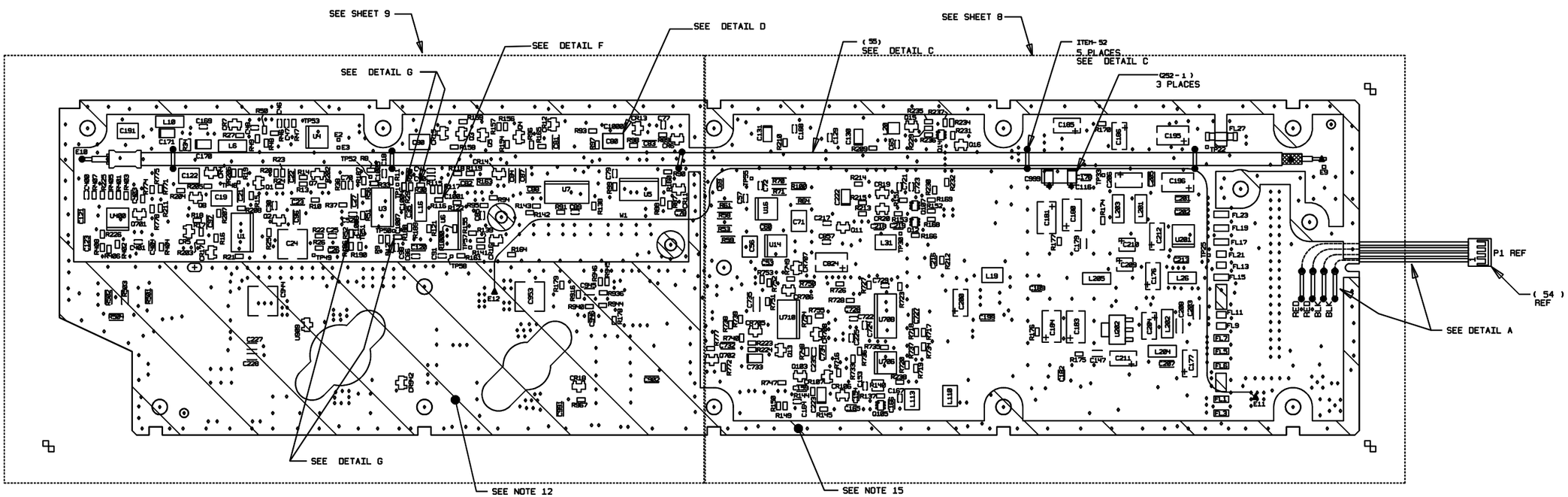

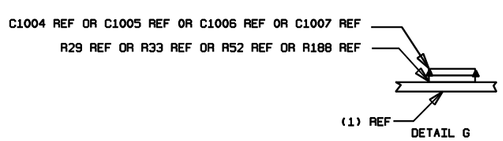

DETAIL G

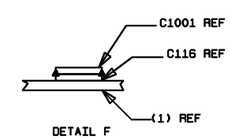

DETAIL F

COMPONENTS BOTTOM

ROCKWELL COLLINS, INC
400 COLLINS ROAD NE, CEDAR RAPIDS IOWA, 52498

PREP K. BARKER 02-Jul-2001	SIZE D	CAGE CODE 4V792	DWG NO. 828-3186-002	REV LTR C
CHK D. FOY	SCALE NONE			SHEET 5

ROCKWELL PROPRIETARY INFORMATION.

DIGITAL DATA ONLY, NO MASTER TRACING.

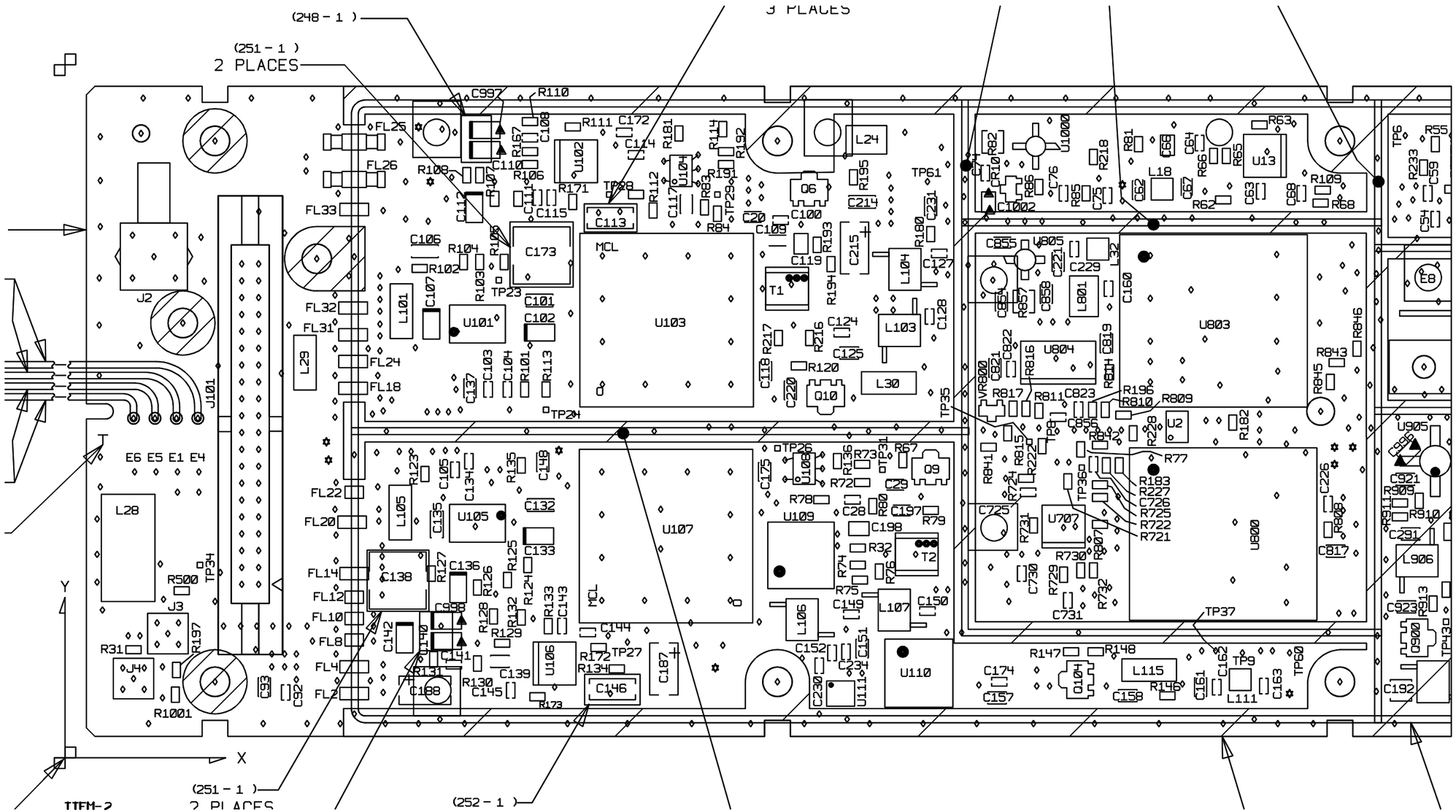

ASSEMBLY DETAIL G

ROCKWELL COLLINS, INC
400 COLLINS ROAD NE, CEDAR RAPIDS IOWA, 52498

PREP K. BARKER 02-Jul-2001	SIZE D	CAGE CODE 4V792	DWG NO. 828-3186-002	REV LTR C
CHK D. FOY	SCALE NONE			SHEET 6

ROCKWELL PROPRIETARY INFORMATION.

DIGITAL DATA ONLY, NO MASTER TRACING.

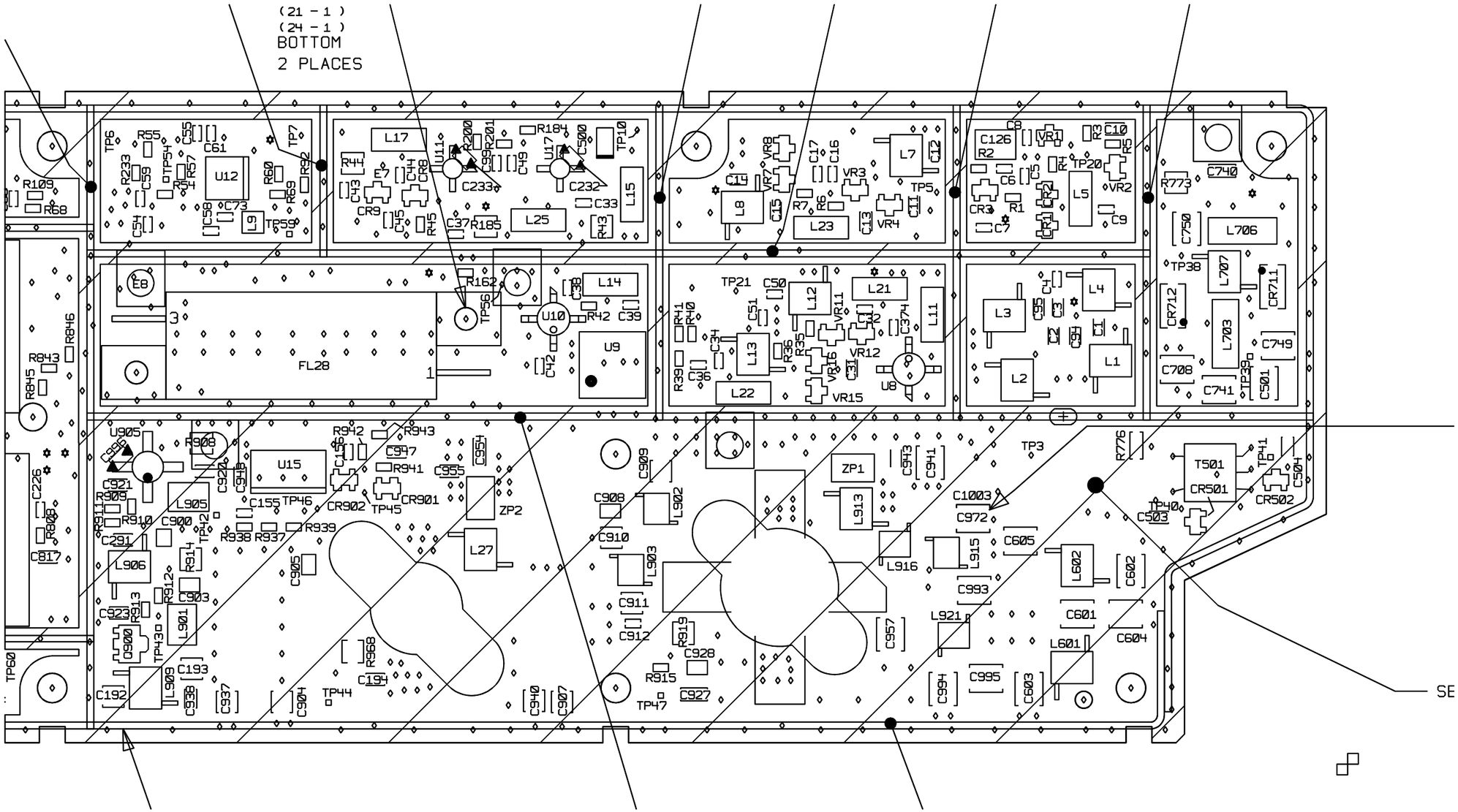

ASSEMBLY DETAIL H

ROCKWELL PROPRIETARY INFORMATION.

ROCKWELL COLLINS, INC
400 COLLINS ROAD NE, CEDAR RAPIDS IOWA, 52498

PREP K. BARKER 02-Jul-2001	SIZE D	CAGE CODE 4V792	DWG NO. 828-3186-002
CHK D. FOY	SCALE NONE		SHEET 7

REV LTR C

DIGITAL DATA ONLY, NO MASTER TRACING.

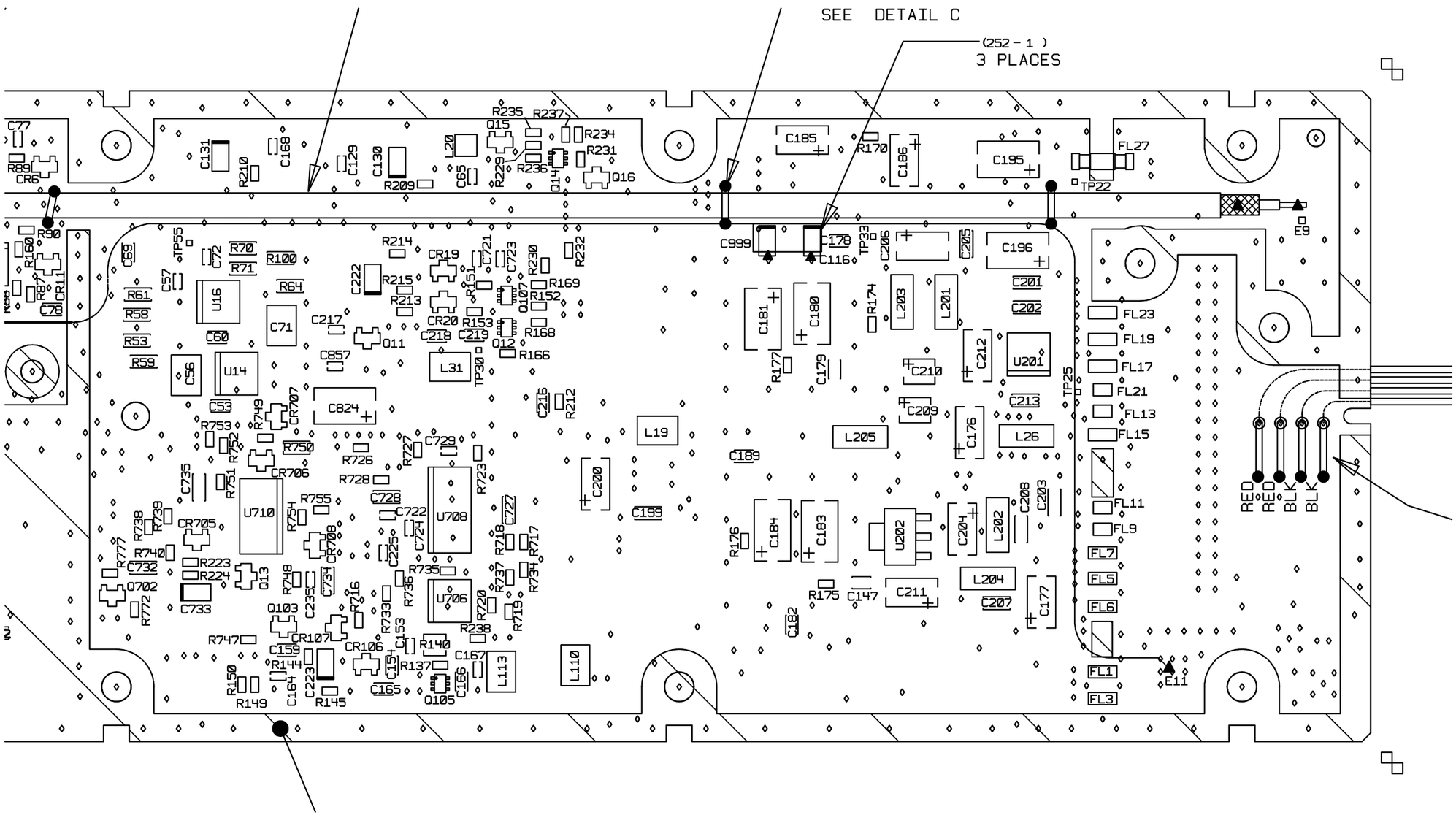

ASSEMBLY DETAIL I
COMPONENTS BOTTOM

ROCKWELL PROPRIETARY INFORMATION.

ROCKWELL COLLINS, INC
400 COLLINS ROAD NE, CEDAR RAPIDS IOWA, 52498

PREP K. BARKER 02-JUl-2001	SIZE D	CAGE CODE 4V792	DWG NO. 828-3186-002	REV LTR C
CHK D. FOY	SCALE NONE			SHEET 8

DIGITAL DATA ONLY, NO MASTER TRACING.