

## 5. PHOTOGRAPHS

### 5.1. Photos of Conducted Emission Measurement

Test Model: 170B6 (Serial No.: TY0404761)



FRONT VIEW OF CONDUCTED MEASUREMENT



BACK VIEW OF CONDUCTED MEASUREMENT

Test Model: 170B6 (Serial No.: TY0404757)



FRONT VIEW OF CONDUCTED MEASUREMENT



BACK VIEW OF CONDUCTED MEASUREMENT

Test Model: 170S6 (Serial No.: TY0404766/TY0404762)




FRONT VIEW OF CONDUCTED MEASUREMENT



BACK VIEW OF CONDUCTED MEASUREMENT



5.2. Photos of Radiated Measurement at Simple Anechoic Chamber (30-1000MHz)  
Test Model: 170B6 (Serial No.: TY0404761)



FRONT VIEW OF RADIATED MEASUREMENT



BACK VIEW OF RADIATED MEASUREMENT

Test Model: 170B6 (Serial No.: TY0404757)



FRONT VIEW OF RADIATED MEASUREMENT



BACK VIEW OF RADIATED MEASUREMENT

Test Model: 170S6 (Serial No.: TY0404766/TY0404762)



FRONT VIEW OF RADIATED MEASUREMENT



BACK VIEW OF RADIATED MEASUREMENT



### 5.3. Photos of Radiated Measurement at Open Area Test Site (30-1000MHz)

Test Model: 170B6 (Serial No.: TY0404761)



FRONT VIEW OF RADIATED MEASUREMENT



BACK VIEW OF RADIATED MEASUREMENT

Test Model: 170B6 (Serial No.: TY0404757)



FRONT VIEW OF RADIATED MEASUREMENT



BACK VIEW OF RADIATED MEASUREMENT



Test Model: 170B6, Serial No.: TY0404757, Test Mode: 1280\*1024/75Hz



SETUP WITH MAXIMUM DETECTED EMISSION AT HORIZONTAL POLARIZATION



SETUP WITH MAXIMUM DETECTED EMISSION AT VERTICAL POLARIZATION

Test Model: 170S6 (Serial No.: TY0404766/TY0404762)



FRONT VIEW OF RADIATED MEASUREMENT




BACK VIEW OF RADIATED MEASUREMENT

Test Model: 170S6, Serial No.: TY0404762, Test Mode: 1280\*1024/75Hz



SETUP WITH MAXIMUM DETECTED EMISSION AT HORIZONTAL POLARIZATION



SETUP WITH MAXIMUM DETECTED EMISSION AT VERTICAL POLARIZATION



#### 5.4. Photos of Radiated Measurement at Open Area Test Site (1-2GHz)

Test Model: 170B6 (Serial No.: TY0404761)



FRONT VIEW OF RADIATED MEASUREMENT



BACK VIEW OF RADIATED MEASUREMENT

Test Model: 170B6 (Serial No.: TY0404757)



FRONT VIEW OF RADIATED MEASUREMENT




BACK VIEW OF RADIATED MEASUREMENT



Test Model: 170S6 (Serial No.: TY0404766/TY0404762)



FRONT VIEW OF RADIATED MEASUREMENT



BACK VIEW OF RADIATED MEASUREMENT



## 5. PHOTOGRAPHS

### 5.1. Photos of Powerline Conducted Measurement



FRONT VIEW OF CONDUCTED TEST



BACK VIEW OF CONDUCTED TEST

## 5.2. Photos of Radiated Measurement at Simple Anechoic Chamber (30-1000MHz)



FRONT VIEW OF RADIATED TEST



BACK VIEW OF RADIATED TEST



### 5.3. Photos of Radiated Measurement at Open Area Test Site (30-1000MHz)



FRONT VIEW OF RADIATED TEST




BACK VIEW OF RADIATED TEST



Test Mode : S/N TY0404785 (1280\*1024/75Hz, 80kHz)



SETUP WITH MAXIMUM DETECTED EMISSION AT HORIZONTAL POLARIZATION



SETUP WITH MAXIMUM DETECTED EMISSION AT VERTICAL POLARIZATION



#### 5.4. Photos of Radiated Measurement at Open Field Test Site (Above 1GHz)



FRONT VIEW OF RADIATED MEASUREMENT



BACK VIEW OF RADIATED MEASUREMENT