

X200

Gaming Mouse User Manual



Fuhlen's warranty obligations are limited to the terms set forth below. Fuhlen warrants this hardware product against defects in materials and workmanship for a period of one (1) year from the date of original invoice.

If you discover a defect, Fuhlen will, at its option, repair or replace the product at no charge to you, provided you return it during the warranty period with shipping charges prepaid to Fuhlen. You must include Fuhlen's Return Merchandise Authorization number (RMA) prior to returning any product. For each product returned for warranty service, please include your name, shipping address (not P.O. Box), telephone number, a copy of the bill of sale as proof of purchase and make sure that the package is clearly marked with your RMA number.

THE WARRANTY AND REMEDIES SET FORTH ABOVE ARE EXCLUSIVE AND IN LIEU OF ALL OTHERS, WHETHER WRITTEN, ORAL, EXPRESS OR IMPLIED. FUEHEN SPECIFICALLY DISCLAIMS ANY AND ALL IMPLIED WARRANTIES, INCLUDING AND WITHOUT LIMITATION, WARRANTIES OF MERCHANTABILITY AND FITNESS FOR A PARTICULAR PURPOSE. NO PERSON DEALER, AGENT OR EMPLOYEE IS AUTHORIZED TO MAKE ANY MODIFICATION, EXTENSION OR ADDITION TO THIS WARRANTY.

FUEHEN IS NOT RESPONSIBLE FOR SPECIAL, INCIDENTAL OR CONSEQUENTIAL DAMAGES RESULTING FROM ANY BREACH OF WARRANTY, OR UNDER ANY LEGAL THEORY, INCLUDING BUT NOT LIMITED TO LOST PROFITS, DOWNTIME, GOODWILL, DAMAGE TO OR REPLACEMENT OF EQUIPMENT OR PROPERTY AND ANY COST OF RECOVERING, REPROGRAMMING OR REPRODUCING ANY PROGRAM OR DATA STORED IN OR USED WITH FUEHEN PRODUCTS. FUEHEN'S MAXIMUM LIABILITY FOR ANY AND ALL DAMAGES ARISING OUT OF USE OF THE PRODUCT SHALL BE LIMITED TO THE AMOUNTS PAID BY PURCHASER FOR SUCH PRODUCT.

Caution

- The manufacturer and remodelers are not responsible for any malfunctions, damage, or personal injury incurred by:
 - Misuse of the product.
 - Any attempt to dismantle, change or modify the product in any manner.
 - Use or installation that changes or modifications not expressly approved by the party responsible for the compliance could void your authority to operate the equipment.
 - Necessary repair charges are required for the following conditions, within the guarantee period.
- Malfunction or damage is due to misuse or improper alteration or repair.
- Malfunction or damage caused by the falling after the purchase.
- Malfunction or damage is caused by a fire, salt, gas, earthquake, lightning, wind, water, or other natural calamities, or abnormal voltage.
- Malfunction or damage is caused by other devices connected to the keyboard.
- All brand names, trademarks and logos are the properties of their respective owners.

1

Please Note: Long-term repetitive use of any keyboard or mouse could cause injury to user. Fuhlen recommends users avoid excessive use of this or any keyboard.

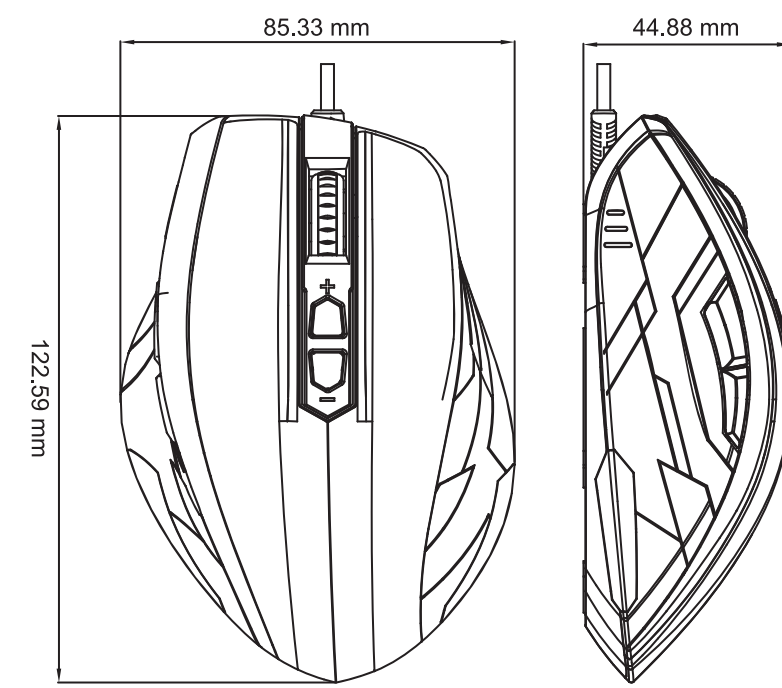
The device complies with Part 15 of FCC rules. Operation is subject to the following two conditions:
(1) This device may not cause harmful interference.
(2) This device must accept any interference received, including interference that may cause undesired operation.

This device has been tested and found to comply with the limits for a Class B digital device pursuant to Part 15 of the FCC Rules. These limits are designed to provide reasonable protection against harmful interference in a residential installation. This device generates, uses, and can radiate radio frequency energy, and if not installed and used in accordance with the instructions, may cause harmful interference to radio communications. However, there is no guarantee that interference will not occur in a particular installation.

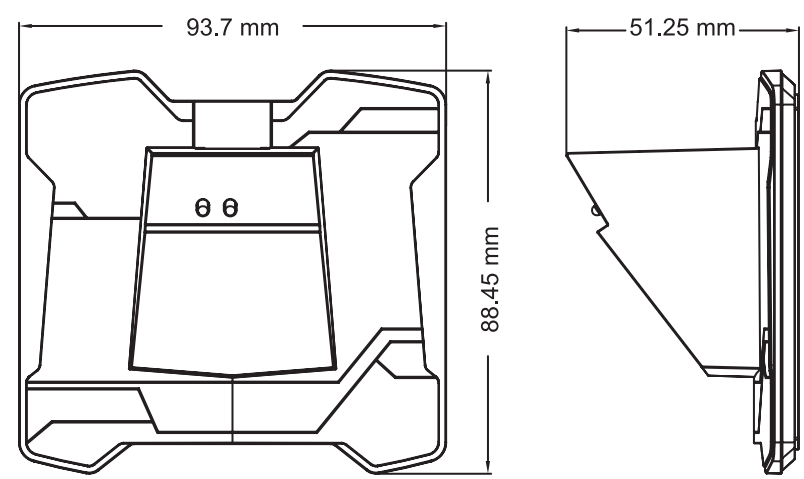
If this device does cause harmful interference to radio/television reception, which can be determined by turning the device off and on, the user is encouraged to try to correct the interference by one or more of the following measures:

- Reorient or relocate the receiving antenna.
- Increase the separation between the equipment and the receiver.
- Connect the equipment into an outlet on a circuit different from that to which the receiver is connected.
- Consult the dealer or an experienced radio/TV technician for help.

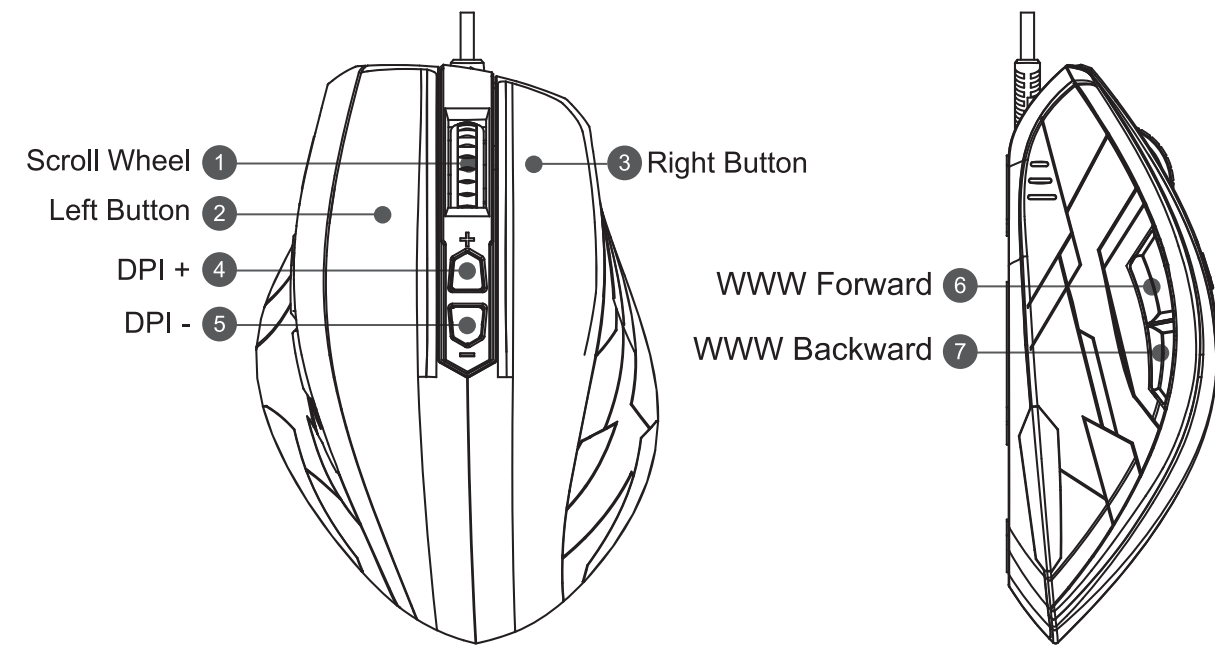
2



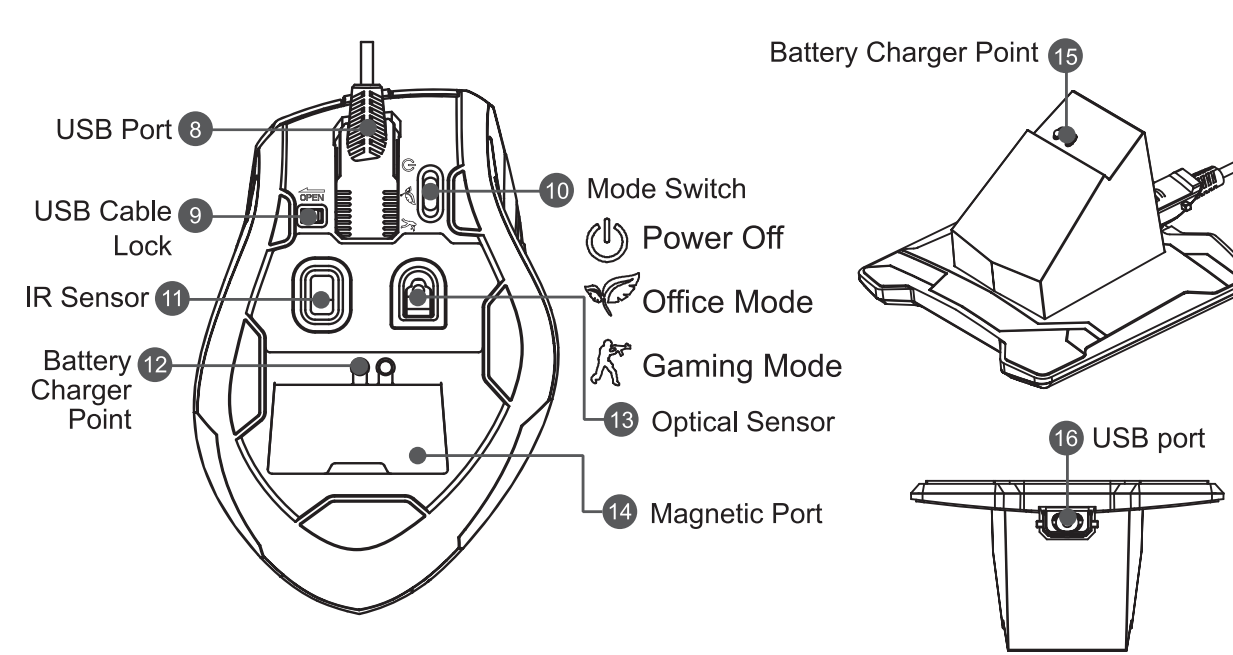
3



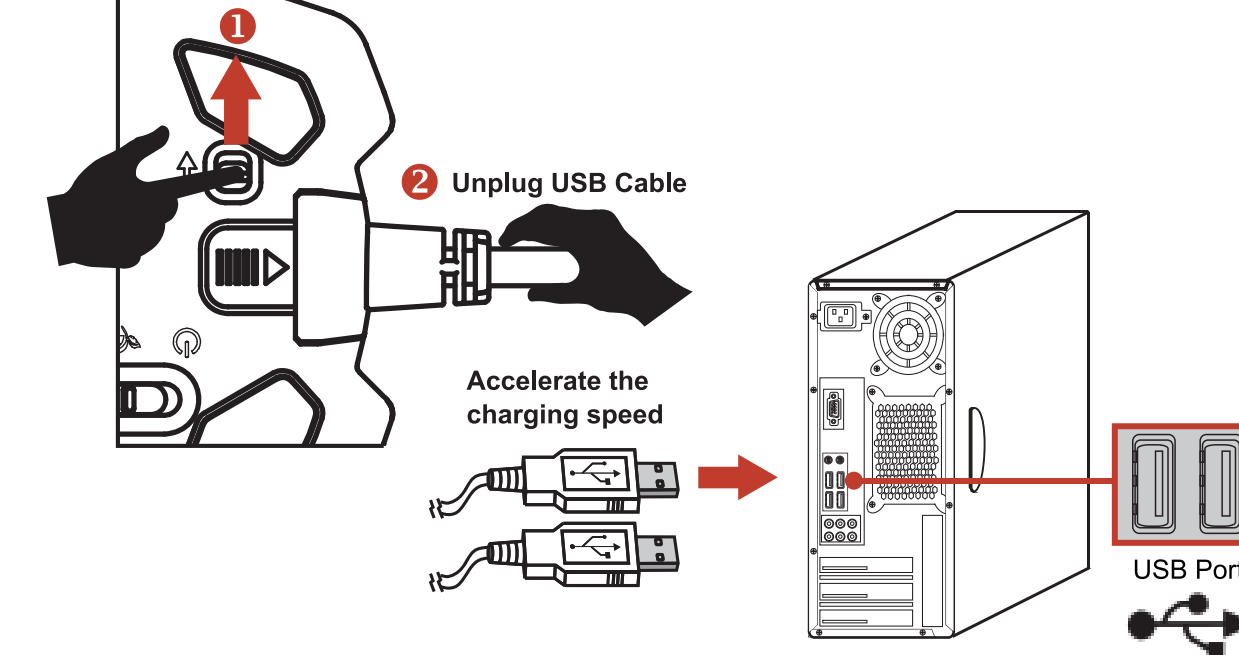
4



5



6



7

Backlit Wheel Description

Color	Mode	Sensor
Red	Wireless Gaming Mode	Optical Sensor
Blue	Wireless Office Mode	IR sensor
Red	Wired Mode	Optical Sensor

Effect of Backlit

Status	Effect of Light	Mouse Status
Working	Always On	Normal Using
Turn off Light Button	Always Off	Normal Using
Light Mouse	Getting Brightness	Wake Up Mouse
Adjust DPI	Flash	Adjust DPI
On Charging Station	Always On	Binding
On Charging Station	Breathe Light - Flashing	Charging

Power Consumption

Status	Working	Sleeping
IR Sensor	Stop Working Time	5 Sec
	Consumption	25mA
Optical Sensor	Stop Working Time	5 Sec
	Consumption	45mA
		300uA

8

English(US/UK)

Introduction

Thank you for your purchase of Fuhlen product. X200 can create comfortable and outstanding performance with its quality design and competitive price. With the installation of the driver, you will be able to program its button with your favourite program or macro setting. It is the top gaming mouse that can fulfill your needs with your play.

System Requirements

- Operating System: Microsoft Windows XP, Vista, 7, 8
- 1 x Fire USB Port

Main Setting

There are 3 buttons can be programmed with the following default function:
• Mode Button
• 4th Button (Front Side Button)
• 5th Button (Back Side Button)



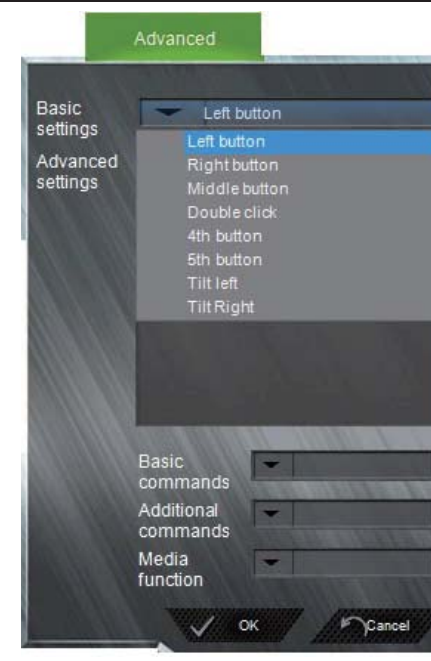
English(US/UK)

Setup Advanced Feature

Basic Settings

With the following 8 Options, you can switch those Buttons define.

- Left Button
- Right Button
- Middle Button
- Double Click
- 4th Button
- 5th Button
- Tilt Left
- Tilt Right



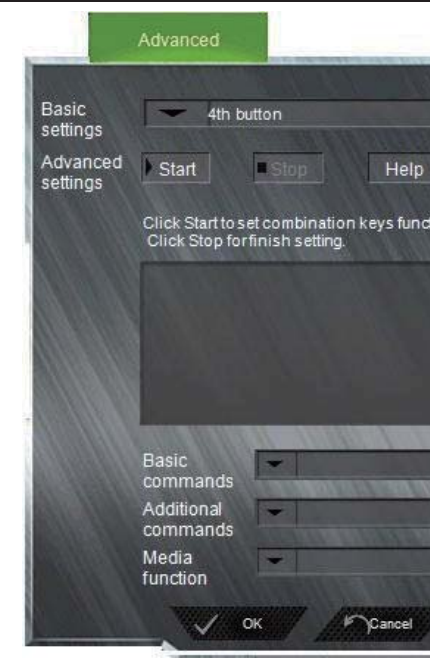
10

English(US/UK)

Advanced Settings

With the following 4 Options, you can arrange more of the programming from "Combination Keys Function", "Basic Commands", "Additional Commands" and "Media Function".

- Combination Keys Function Setting
- Basic Commands
- Additional Commands
- Media Functions



11

English(US/UK)

Combination Keys Function Setting

With Combination Keys Function Setting, please press "Start" and give your input, and press "Stop" when you finish the selection. (Maximal: 3 characters)

Basic Commands

Ctrl, Copy, Paste, Delete, Revolve (Undo), Alt (Select All), Search, New, Print, Save



12

English(US/UK)

Additional Commands

Switch Windows, Close Window, Resource Management (My Computer), Run, Show Menu (Show Desktop), Zoom In, Zoom Out.

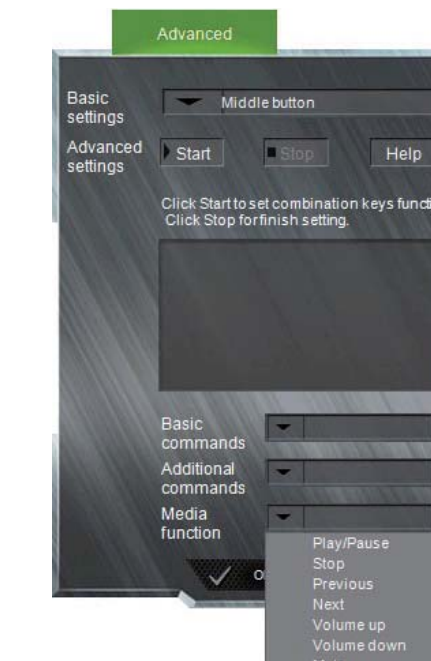


13

English(US/UK)

Media Functions

Play/Pause, Stop, Previous, Next, Volume Up, Volume Down, Mute



14

English(US/UK)

Sensitivity Settings

Please choose your favorite setting from "Pointer Speed", "Vertical Scrolling", "Double-Click Speed", "DPI Setting", "Current Report Rate", "Indicator Light", and "Scrolling Wheel". After the selection, please press "Apply". You can also press "OK" to apply and leave from the program.

(Current Report Rate is only showing USB Report rate. Wired mode is 1000Hz, wireless gaming mouse mode is 500Hz, and wireless energy-saving mode is 250Hz.)

("Scrolling Mode" means that when you open the multi-windows, you can just move pointer to the windows then use scroll function without click the windows)



15

1. Changes or modifications not expressly approved by the party responsible for compliance could void the user's authority to operate the equipment.

2. NOTE: This equipment has been tested and found to comply with the limits for a Class B digital device, pursuant to Part 15 of the FCC Rules. These limits are designed to provide reasonable protection against harmful interference in a residential installation. This equipment generates, uses, and can radiate radio frequency energy and, if not installed and used in accordance with the instructions, may cause harmful interference to radio communications. However, there is no guarantee that interference will not occur in a particular installation. If this equipment does cause harmful interference to radio or television reception, which can be determined by turning the equipment off and on, the user is encouraged to try to correct the interference by one or more of the following measures:

• Reorient or relocate the receiving antenna.

• Increase the separation between the equipment and receiver.

• Connect the equipment into an outlet on a circuit different from that to which the receiver is connected.

• Consult the dealer or an experienced radio/TV technician for help.

DISPOSAL OF YOUR OLD PRODUCT

Your product is designed and manufactured with high quality materials and components, which can be recycled and reused.

When this product or where ever you find it is a waste to a product, please do not throw it away.

To prevent any potential negative consequences for the environment and human health, please do according to your local rules regarding the disposal of this device.

The marking or statement that include the following or similar text

CAUTION: RISK OF EXPLOSION IF BATTERY IS REPLACED BY AN INCORRECT TYPE. DISPOSE OF USED BATTERIES ACCORDING TO THE INSTRUCTIONS.

16