

Technical Documentation


Print Instructions



Standard Requirements:

- ▶ Paper quality must be at least matte 80% ISO white and preferably 100% recycled or FSC or PEFC certified (exception for Straubing plant)
- ▶ Paper must be printed in both sides
- ▶ Printing technology must be offset or digital and made by a professional supplier
- ▶ Paper size is a mix between ISO and American standards, with 2mm of tolerance
- ▶ Exceptions are mentioned in the "Special requirements" field

Special Requirements:



ECR F03X
Release date

NOTE: For questions regarding the information in this document or about the document referred please contact the author.

Author and department
Anabela Carvalho -
BT/MKW4

Pages number
60

Template (paper size)
Midatlantic (210x279mm)



Product family
EVERSE


SAP number
F.01U.xxx.xxx

Paper
80g/m2 IOR

Document version
Draft02

Color
Grayscale

Cover
same as paper weight



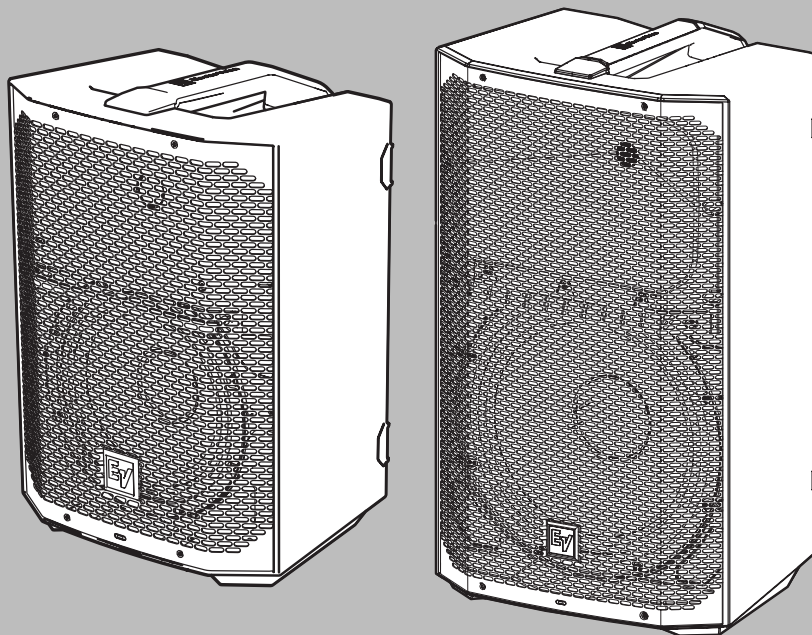
Saddle-Stitch

Saddle-stitched bindings are stapled through the center-fold and wrap a set of nested sheets into one book. Maximum 100 pages.



EVERSE Battery-powered Loudspeaker

EVERSE8-US, EVERSE8-EU, EVERSE8-W, EVERSE12-EU,
EVERSE12-US



PRELIMINARY

en

User manual

Table of contents





1	Safety	4
1.1	Important safety instructions	4
1.2	Battery and internal charger safety rules	5
1.3	Suspension	8
1.4	FCC information	8
1.5	Simplified Declaration of Conformity (sDoC)	9
1.6	Precautions	11
1.7	Certifications	12
1.8	Notices	14
2	Description	16
2.1	Short information	16
2.2	System features	17
2.3	Quick setup	18
3	Pairing the QuickSmart Mobile app	19
4	Operation	22
4.1	Installation and charging of battery pack	22
4.2	Weatherization	23
4.3	Installation of weatherized input cover	26
4.4	Tripod or pole mount	27
4.5	Floor monitor & kickback	29
5	Amplifier DSP	31
5.1	Amplifier DSP controls	31
5.2	System status	32
5.3	DSP controls	33
5.3.1	Loudspeaker DSP control menu	34
6	Input & Mixer operation	45
6.1	INPUT DSP control menu	45
7	Recommended configurations	50
7.1	Connecting with mobile device	50
7.2	Street musician performance	51
7.3	Bluetooth true wireless stereo (TWS)	52
7.4	Using as monitor	53
8	Troubleshooting	54
9	Technical data	57
10	Appendices	58
10.1	Effects (FX) list	58

1

Safety

1.1

Important safety instructions

 <p>WARNING: TO REDUCE THE RISK OF FIRE OR ELECTRIC SHOCK, DO NOT OVEREXPOSE THIS APPLIANCE TO RAIN OR MOISTURE</p> <p>AVIS: RISQUE DE CHOC ELECTRIQUE, NE PAS OUVRIR.</p> <p>WARNING: THE MAINS PLUG OR AC INLET IS USED AS A DISCONNECT DEVICE. THE DISCONNECT DEVICE SHALL REMAIN READILY OPERABLE.</p> <p>WARNING: CONNECT ONLY TO MAINS SOCKET WITH PROTECTIVE EARTHING CONNECTION.</p> <p>WARNING: TO REDUCE THE RISK OF ELECTRIC SHOCK, DO NOT REMOVE COVER (OR BACK) AS THERE ARE NO USER-SERVICABLE PARTS INSIDE. REFER SERVICING TO QUALIFIED PERSONNEL.</p>		<p>The lightning flash with arrowhead symbol, within an equilateral triangle is intended to alert the user to the presence of uninsulated “dangerous voltage” within the product’s enclosure that may be sufficient magnitude to constitute a risk of electric shock to persons.</p>
		<p>The exclamation point within an equilateral triangle is intended to alert the user to the presence of important operating and maintenance (servicing) instructions in the literature accompanying the appliance.</p>
		<p>The asterisk within an equilateral triangle is intended to inform the user to necessary installation or removal instructions regarding equipment or hardware use relating to the system.</p>

1. Read these instructions.
2. Keep these instructions.
3. Heed all warnings.
4. Follow all instructions.
5. Do not use this apparatus near water other than explicitly called out in this manual.
6. Clean only with a dry cloth.
7. Do not block any ventilation openings. Install in accordance with the manufacturer's instructions.
8. Do not install near any heat sources such as radiators, heat registers, stoves, or other apparatus (including amplifiers) that produce heat.
9. Do not defeat the safety purpose of the polarized or grounding-type plug. A polarized plug has two blades with one wider than the other. A grounding type plug has two blades and a third grounding prong. The wide blade or the third prong is provided for your safety. If the provided plug does not fit into your outlet, consult an electrician for replacement of the obsolete outlet.
10. Protect the power cord from being walked on or pinched particularly at plugs, convenience receptacles, and the point where they exit from the apparatus.
11. Only use attachments/accessories specified by the manufacturer.
12. Use only with the cart, stand, tripod, bracket, or table specified by the manufacturer, or with the apparatus. When a cart is used, use caution when moving the cart/apparatus combination to avoid injury from tip-over.
13. Unplug the apparatus during lightning storms or when unused for long periods of time.

14. Refer all servicing to qualified service personnel. Servicing is required when the apparatus has been damaged in any way, such as power-supply cord or plug is damaged, liquid has been spilled or objects have fallen into the apparatus, the apparatus has been exposed to rain or moisture, does not operate normally, or has been dropped.
 15. No naked flame sources, such as lighted candles, should be placed on the apparatus.
 16. To reduce the risk of fire or electric shock, do not expose this apparatus to rain or moisture in any other method than the ones explicitly called out in this manual. The apparatus should not be exposed to dripping or splashing without the included weather cover or accessory rain cover, as covered in this manual. Objects filled with liquids, such as vases should not be placed on apparatus.
 17. Do not block any ventilation openings. Install in accordance with the manufacturer's instructions.
 18. Minimum 60 cm (2 ft) distances around the apparatus for sufficient ventilation.
 19. The ventilation should not be impeded by covering the ventilation openings with items, such as newspapers, table-cloths, curtains, etc.
 20. To completely disconnect AC power from this apparatus, the power supply cord must be unplugged.
 21. Power cord options:
 - Mains plug**
 - Use a 3-pin mains plug that is registered with the Safety Authority.
 - Use a 2-pin mains plug that is certified¹ to EN 50075/IEC 60083 Standard C5 (shown in the Appendix S of Singapore Consumer Protection (Safety Requirements) Registration Scheme Information).
 - Flexible cord**
 - Use a double insulated flexible cord that is certified¹ to the relevant IEC standards.
 - Appliance connector**
 - Use an appliance connector certified¹ to IEC 60320.
- ¹Certified by member of IECEE CB Scheme.



Warning!

Use of non-authorized accessories or attachments with this or any Electro-Voice product is at your own discretion. Use of non-authorized accessories or attachments can result in product malfunction, injury, or death.

The user assumes all liability and may result in the warranty being voided.

1.2

Battery and internal charger safety rules

1. SAVE THESE INSTRUCTIONS. This manual contains important safety and operating instructions for Electro-Voice EVERSE loudspeaker.
2. Before using Electro-Voice EVERSE internal battery charger to re-charge the battery, read all instructions and warning markings on (1) battery, (2) EVERSE loudspeaker.
3. To reduce the risk of injury, charge only Electro-Voice battery packs specified for use with the EVERSE loudspeaker. Other types of batteries may burst causing personal injury and damage.
4. Only charge the battery pack in temperatures above 0 °C (+32 °F) and below 35 °C (+95 °F). Avoid charging battery in direct sunlight. Store the loudspeaker and the battery pack in locations where temperatures will not exceed 45 °C (113 °F). This is important to prevent serious damage to the battery cells.

5. Unless otherwise specified by Electro-Voice with the use of approved accessories, do not recharge the battery in a damp or wet environment and do not expose the loudspeaker to rain or snow while plugged in to mains power. Water entering battery charger may result in electric shock or fire.



Caution!

Always use the supplied weather cover and/or Electro-Voice approved rain cover accessory in wet environments.

6. Never submerge the battery pack, or the EVERSE loudspeaker in fluid of any kind or allow fluid to enter them. Corrosive or conductive fluid (such as seawater or industrial chemical or bleach containing products, etc.) can cause short circuit, which may result in fire, personal injury and property damage.
7. Battery leakage may occur under extreme usage or temperature conditions. Avoid contact with skin and eyes. The battery liquid is caustic and could cause chemical burns to tissues. If liquid comes in contact with skin, wash quickly with soap and water. If the liquid contacts your eyes, flush them with water for a minimum of 10 minutes and seek medical attention.
8. Place the EVERSE loudspeaker on flat nonflammable surfaces and away from flammable materials when using or charging the battery pack. Carpeting and other heat insulating surfaces block proper air circulation which may cause overheating of the charger and battery pack. If smoke or melting of the loudspeaker or battery pack is observed, unplug the loudspeaker immediately and do not use the battery pack or the loudspeaker. Contact customer service immediately.
9. Make sure cord is located so that it will not be stepped on, tripped over, or otherwise subjected to damage or stress. Damaged plug and cord may result in electric shock or fire.
10. Disconnect the EVERSE loudspeaker by pulling the plug rather than the cord. Do not operate the EVERSE loudspeaker with damaged cord or plug. Have them replaced immediately. Damaged plug or cord may result in electric shock or fire.
11. Do not insert the battery pack in the EVERSE loudspeaker if the battery pack case is cracked or visibly damaged. Using a damaged battery pack may result in electric shock or fire.
12. Do not disassemble or operate the EVERSE loudspeaker if it has received a sharp blow, been dropped or otherwise damaged in anyway. Incorrect reassembly or damage may result in electric shock or fire.
13. Before each use, check the EVERSE loudspeaker, cable, plug and battery pack. Do not use if damage is detected. Never open the battery pack yourself, take it to an Electro-Voice Service Center, only using original replacement parts. Incorrect reassembly or using damaged product may result in electric shock or fire.
14. Only use accessories or batteries recommended or sold by Electro-Voice. Using attachments not recommended may result in electric shock or fire.
15. Unplug the EVERSE loudspeaker from outlet before storage, attempting any maintenance or cleaning. Such preventive safety measures reduce the risk of electric shock or fire.

Battery care**Warning!**

When batteries are not installed in a loudspeaker, keep them away from metal objects. For example, to protect terminals from shorting **DO NOT** place batteries in a tool box or pocket with nails, screws, keys, etc. Fire or injury may result.

DO NOT PUT BATTERIES INTO FIRE or expose to high heat. They may explode.

**Warning!**

Do not attempt to disassemble the battery or remove any component projecting from the battery terminals. Fire or injury may result. Prior to disposal, protect exposed terminals with heavy insulating tape to prevent shorting.

**Warning!**

Do not use the EVERSE loudspeaker in damp or wet environments without the proper installation of the included weather cover or Electro-Voice approved rain cover in accordance with the user manual.

Always ensure any device, cable, or instrument connected to the EVERSE loudspeaker is also properly protected from moisture, properly grounded with ground fault circuit interrupt, and used in accordance with their respective manufacturer's directions.

**Notice!**

Electro-Voice battery packs

Use of battery packs not sold by Electro-Voice will void the warranty.

**Notice!**

Battery protection mode

The lithium-ion battery is protected against deep discharging by the "Battery protection mode". When the battery is empty, the EVERSE loudspeaker enters a battery protection mode. The battery is supplied partially charged. Completely charge the battery before using your loudspeaker for the first time. The lithium-ion battery can be charged at any time, without reducing its service life. Interrupting the charging procedure does not damage the battery.

**Notice!**

Battery disposal

Do not dispose batteries in household waste. Dispose of batteries only at suitable collection points and, in the case of lithium batteries, cover the battery terminals with electrical tape or other electrically insulating material. The lithium-ion battery must be collected, recycled or disposed of in an environmentally sound manner.

**Warning!**

Air transport warning

Follow the airline transportation baggage regulation in use for the lithium-ion battery pack device.

**Warning!**

Risk of explosion or burns

This device includes a lithium-ion battery pack. To reduce the risk of fire or burns, do not attempt to open, disassemble, or service the battery pack. Do not crush, puncture, short external contacts, or dispose of in fire or water. Only use the device in temperatures between 0 °C (32 °F) and 35 °C (95 °F). Recycle or dispose of properly.

**Notice!**

Battery self-discharge

All Li-Ion batteries experience self-discharge over extended periods (several months). If a battery sits for an extended period without being charged, the battery may fully discharge. It may take longer than normal to fully recharge. If this occurs, allow the battery to charge a full 24 hours again before using.

Inspect your loudspeaker and battery monthly and recharge the battery. This will help maintain the batteries run time and extend its useful life.

1.3**Suspension****Warning!**

Do not suspend this product in any other manner than explicitly described in this manual, or Electro-Voice installation guides. Do NOT use handles to suspend the loudspeaker. Handles on Electro-Voice loudspeakers are intended to only be used for temporary transport by people. Items, such as fiber rope, wire rope, cables, or other types of materials cannot be used to suspend loudspeaker from the handles.

1.4**FCC information****Notice!**

This equipment has been tested and found to comply with the limits for a Class B digital device, pursuant to Part 15 of the FCC Rules. These limits are designed to provide reasonable protection against harmful interference in a residential installation. This equipment generates, uses and can radiate radio frequency energy and, if not installed and used in accordance with the instructions, may cause harmful interference to radio communications. However, there is no guarantee interference will not occur in a particular installation.

If this equipment does cause harmful interference to radio or television reception or receive audible interference from radio, television or communications equipment, which can be determined by turning the equipment off and on. The user is encouraged to try to correct the interference by one or more of the following measures:

- Reorient or relocate the receiving antenna.
- Increase the separation between the equipment and receiver.
- Connect the equipment into an outlet on a circuit different from that to which the receiver is connected.
- Consult the dealer or an experienced radio/TV/communications equipment technician.

The device has been granted by FCC and IC, the FCC ID:ESVEVERSE and IC:1249A-EVERSE8. Please take attention that changes or modification not expressly approved by the party responsible for compliance could void the user's authority to operate the equipment.

This equipment should be installed and operated with a minimum distance of 20 cm between the radiator and your body.

This device complies with Industry Canada license-exempt RSS standard(s). Operation is subject to the following two conditions:

- (1) this device may not cause interference, and
- (2) this device must accept any interference, including interference that may cause undesired operation of the device.

Le présent appareil est conforme aux CNR d'Industrie Canada applicables aux appareils radioexempts de licence. L'exploitation est autorisée aux deux conditions suivantes :

- (1) l'appareil ne doit pas produire de brouillage, et
- (2) l'utilisateur de l'appareil doit accepter tout brouillage radioélectrique subi, même si le brouillage est susceptible d'en compromettre le fonctionnement.

Under Industry Canada regulations, this radio transmitter may only operate using an antenna of a type and maximum (or lesser) gain approved for the transmitter by Industry Canada. To reduce potential radio interference to other users, the antenna type and its gain should be so chosen that the equivalent isotropically radiated power (e.i.r.p.) is not more than that necessary for successful communication.

Conformément à la réglementation d'Industrie Canada, le présent émetteur radio peut fonctionner avec une antenne d'un type et d'un gain maximal (ou inférieur) approuvé pour l'émetteur par Industrie Canada. Dans le but de réduire les risques de brouillage radioélectrique à l'intention des autres utilisateurs, il faut choisir le type d'antenne et son gain de sorte que la puissance isotrope rayonnée équivalente (p.i.r.e.) ne dépasse pas l'intensité nécessaire à l'établissement d'une communication satisfaisante.

1.5

Simplified Declaration of Conformity (sDoC)

BG	С настоящото Bosch Security Systems, LLC декларира, че този тип радиосъоръжение EVERSE8-EU, EVERSE8-W, EVERSE12-EU е в съответствие с Директива 2014/53/ЕС. Цялостният текст на ЕС декларацията за съответствие може да се намери на следния интернет адрес: www.electrovoice.com
CS	Tímto Bosch Security Systems, LLC prohlašuje, že typ rádiového zařízení EVERSE8-EU, EVERSE8-W, EVERSE12-EU je v souladu se směrnicí 2014/53/EU. Úplné znění EU prohlášení o shodě je k dispozici na této internetové adrese: www.electrovoice.com
DA	Hermed erklærer Bosch Security Systems, LLC, at radioudstyrstypen EVERSE8-EU, EVERSE8-W, EVERSE12-EU er i overensstemmelse med direktiv 2014/53/EU. EU-overensstemmelseserklæringens fulde tekst kan findes på følgende internetadresse: www.electrovoice.com
DE	Hiermit erklärt Bosch Security Systems, LLC, dass der Funkanlagentyp EVERSE8-EU, EVERSE8-W, EVERSE12-EU der Richtlinie 2014/53/EU entspricht. Der vollständige Text der EU-Konformitätserklärung ist unter der folgenden Internetadresse verfügbar: www.electrovoice.com
EL	Με την παρούσα ο/η Bosch Security Systems, LLC, δηλώνει ότι ο ραδιοεξοπλισμός EVERSE8-EU, EVERSE8-W, EVERSE12-EU πληροί την οδηγία 2014/53/ΕΕ. Το πλήρες κείμενο της δήλωσης συμμόρφωσης ΕΕ διατίθεται στην ακόλουθη ιστοσελίδα στο διαδίκτυο: www.electrovoice.com

EN	Hereby, Bosch Security Systems, LLC declares that the radio equipment type EVERSE8-EU, EVERSE8-W, EVERSE12-EU is in compliance with Directive 2014/53/EU and the relevant statutory requirements. The full text of the EU declaration of conformity and the UK declaration of conformity are available at the following internet address: www.electrovoice.com .
ES	Por la presente, Bosch Security Systems, LLC declara que el tipo de equipo radioeléctrico EVERSE8-EU, EVERSE8-W, EVERSE12-EU es conforme con la Directiva 2014/53/UE. El texto completo de la declaración UE de conformidad está disponible en la dirección Internet siguiente: www.electrovoice.com .
ET	Käesolevaga deklareerib Bosch Security Systems, LLC , et käesolev raadioseadme tüüp EVERSE8-EU, EVERSE8-W, EVERSE12-EU vastab direktiivi 2014/53/EL nõuetele. ELi vastavusdeklaratsiooni täielik tekst on kättesaadav järgmisel internetiaadressil: www.electrovoice.com
FI	Bosch Security Systems, LLC vakuuttaa, että radiolaitetyypit EVERSE8-EU, EVERSE8-W, EVERSE12-EU on direktiivin 2014/53/EU mukainen. EU-vaatimustenmukaisuusvakuutuksen täysimittainen teksti on saatavilla seuraavassa internetosoitteessa: www.electrovoice.com
FR	Le soussigné, Bosch Security Systems, LLC , déclare que l'équipement radioélectrique du type EVERSE8-EU, EVERSE8-W, EVERSE12-EU est conforme à la directive 2014/53/UE. Le texte complet de la déclaration UE de conformité est disponible à l'adresse internet suivante: www.electrovoice.com
HR	Bosch Security Systems, LLC ovime izjavljuje da je radijska oprema tipa EVERSE8-EU, EVERSE8-W, EVERSE12-EU u skladu s Direktivom 2014/53/EU. Cjeloviti tekst EU izjave o sukladnosti dostupan je na sljedećoj internetskoj adresi: www.electrovoice.com
HU	Bosch Security Systems, LLC igazolja, hogy a EVERSE8-EU, EVERSE8-W, EVERSE12-EU típusú rádióberendezés megfelel a 2014/53/EU irányelvnek. Az EU-megfelelőségi nyilatkozat teljes szövege elérhető a következő internetes címen: www.electrovoice.com
IT	Il fabbricante, Bosch Security Systems, LLC , dichiara che il tipo di apparecchiatura radio EVERSE8-EU, EVERSE8-W, EVERSE12-EU è conforme alla direttiva 2014/53/UE. Il testo completo della dichiarazione di conformità UE è disponibile al seguente indirizzo Internet: www.electrovoice.com
LT	Aš, Bosch Security Systems, LLC , patvirtinu, kad radijo įrenginių tipas EVERSE8-EU, EVERSE8-W, EVERSE12-EU atitinka Direktyvą 2014/53/ES. Visas ES atitikties deklaracijos tekstas prieinamas šiuo interneto adresu: www.electrovoice.com
LV	Ar šo Bosch Security Systems, LLC deklarē, ka radioiekārta EVERSE8-EU, EVERSE8-W, EVERSE12-EU atbilst Direktīvai 2014/53/ES. Pilns ES atbilstības deklarācijas teksts ir pieejams šādā interneta vietnē: www.electrovoice.com
MT	B'dan, Bosch Security Systems, LLC , niddikjara li dan it-tip ta' tagħmir tar-radju EVERSE8-EU, EVERSE8-W, EVERSE12-EU huwa konformi mad-Direttiva 2014/53/UE. It-test kollu tad-dikjarazzjoni ta' konformità tal-UE huwa disponibbli f'dan l-indirizz tal-Internet li ġej: www.electrovoice.com




NL	Hierbij verklaar ik, Bosch Security Systems, LLC , dat het type radioapparatuur EVERSE8-EU, EVERSE8-W, EVERSE12-EU conform is met Richtlijn 2014/53/EU. De volledige tekst van de EU-conformiteitsverklaring kan worden geraadpleegd op het volgende internetadres: www.electrovoice.com
PL	Bosch Security Systems, LLC niniejszym oświadcza, że typ urządzenia radiowego EVERSE8-EU, EVERSE8-W, EVERSE12-EU jest zgodny z dyrektywą 2014/53/UE. Pełny tekst deklaracji zgodności UE jest dostępny pod następującym adresem internetowym: www.electrovoice.com
PT	O(a) abaixo assinado(a) Bosch Security Systems, LLC declara que o presente tipo de equipamento de rádio EVERSE8-EU, EVERSE8-W, EVERSE12-EU está em conformidade com a Diretiva 2014/53/UE. O texto integral da declaração de conformidade está disponível no seguinte endereço de Internet: www.electrovoice.com
RO	Prin prezenta, Bosch Security Systems, LLC declară că tipul de echipamente radio EVERSE8-EU, EVERSE8-W, EVERSE12-EU este în conformitate cu Directiva 2014/53/UE. Textul integral al declarației UE de conformitate este disponibil la următoarea adresă internet: www.electrovoice.com
SK	Bosch Security Systems, LLC týmto vyhlasuje, že rádiové zariadenie typu EVERSE8-EU, EVERSE8-W, EVERSE12-EU je v súlade so smernicou 2014/53/EÚ. Úplné EÚ vyhlásenie o zhode je k dispozícii na tejto internetovej adrese: www.electrovoice.com
SL	Bosch Security Systems, LLC potrjuje, da je tip radijske opreme EVERSE8-EU, EVERSE8-W, EVERSE12-EU skladen z Direktivo 2014/53/EU. Celotno besedilo izjave EU o skladnosti je na voljo na naslednjem spletnem naslovu: www.electrovoice.com
SV	Härmed försäkrar Bosch Security Systems, LLC att denna typ av radioutrustning EVERSE8-EU, EVERSE8-W, EVERSE12-EU överensstämmer med direktiv 2014/53/EU. Den fullständiga texten till EU-försäkran om överensstämmelse finns på följande webbadress: www.electrovoice.com

For Europe:

Frequency band of operation 2400 to 2483.5 MHz.

Maximum transmit power less than 20 dBm EIRP.

1.6**Precautions**

	If an Electro-Voice loudspeaker is used outdoors on a sunny day, place the loudspeaker in a shaded or covered area. The loudspeaker amplifiers have protection circuits that temporarily shut the loudspeaker off when extremely high temperatures are reached. This can happen on hot days when the loudspeaker is in direct sunlight.
	Do not use Electro-Voice loudspeakers in an environment where temperatures are below 0 °C (32 °F) or exceed +35 °C (95 °F).
	Electro-Voice loudspeakers are easily capable of generating sound pressure levels sufficient to cause permanent hearing damage to anyone within normal coverage distance. Caution should be taken to avoid prolonged exposure to sound pressure levels exceeding 90 dB.




Do not store EVERSE batteries in an environment where temperatures are below -20 °C (-4 °F) or exceed 45 °C (113 °F).

1.7

Certifications

Argentina:

EVERSE 8	EVERSE 12
 <p>Certificate number: RA 4184063 E</p>	

Brazil:

Após uma perturbação da rede elétrica, o EVERSE pode entrar em estado de segurança. Neste caso, você deve desligar e ligar o dispositivo novamente.


Este equipamento não tem direito à proteção contra interferência prejudicial e não pode causar interferência em sistemas devidamente autorizados.

Para mais informações, consulte o site da ANATEL: www.anatel.gov.br.

Cambodia:


EVERSE 8	EVERSE 12
TRC Identifier: RF-TA-2022-0373	

Malaysia:


EVERSE 8	EVERSE 12
	

Mexico:

“La operación de este equipo está sujeta a las siguientes dos condiciones: (1) es posible que este equipo o dispositivo no cause interferencia perjudicial y (2) este equipo o dispositivo debe aceptar cualquier interferencia, incluyendo la que pueda causar su operación no deseada”

EVERSE 8	EVERSE 12
 <p>IFETEL ID: ROELEV22-22223</p>	

Pakistan:

EVERSE 8	EVERSE 12
	

Republic of Korea:

기자재명칭:	특정소출력 무선기기(무선데이터통신시스템용 무선기기)
모델명:	EVERSE 8
정격:	100-240 Vac, 50-60 Hz, 1000 W
수입업체(상호)명:	로버트보쉬코리아(유)
제조사:	Bosch Security Systems, LLC.
제조연월:	별도표기



제조국: 중국

A/S: 02-702-2846

해당 무선설비는 운용 중 전파혼신 가능성이 있음

해당 무선설비는 전파혼신 가능성이 있으므로 인명안전과 관련된 서비스는 할 수 없습니다.

Thailand:

EVERSE 8	EVERSE 12
 <p>เครื่องวิทยุคมนาคมนี้ ได้รับยกเว้น ไม่ต้องได้รับใบอนุญาตให้มี ใช้ซึ่งเครื่องวิทยุคมนาคมหรือตั้งสถานีวิทยุคมนาคมตามประกาศ กสทช. เรื่อง เครื่องวิทยุคมนาคม และสถานีวิทยุคมนาคมที่ได้รับยกเว้นไม่ต้องได้รับใบอนุญาตวิทยุคมนาคมตามพระราชบัญญัติวิทยุคมนาคม พ.ศ. 2498</p>  <p>nab โทรคมนาคม กำกับดูแลเพื่อประชาชน Call Center 1200 (Insws)</p>	

United Arab Emirates:

EVERSE 8	 <p>TDRA - UNITED ARAB Emirates</p> <p>Dealer ID: DA45733/15 TA RTTE: ER10360/22 Model Name: EVERSE 8 Product Type: Bluetooth</p> 
EVERSE 12	

Notices

Copyright and disclaimer

All rights reserved. No part of this document may be reproduced or transmitted in any form by any means, electronic, mechanical, photocopying, recording, or otherwise, without the prior written permission of the publisher. For information on getting permission for reprints and excerpts, contact Electro-Voice.

All content including specifications, data, and illustrations in this manual are subject to change without prior notice.



Notice!

Bluetooth® is available in selected countries.

Contact your nearest Electro-Voice dealer or Electro-Voice distributor for more information.

The Bluetooth® word mark and logos are registered trademarks owned by Bluetooth SIG, Inc. and any use of such marks by Bosch Security Systems, LLC is under license. Other trademarks and trade names are those of their respective owners.

Importer and after-sales service**China**

Bosch (Shanghai) Security Systems Ltd.
333 Fuquan Road North IBP
Changning District Shanghai
200335 P.R. China

博世（上海）安保系统有限公司
上海市长宁区虹桥临空经济园区，福泉北路333号

EU

Bosch Sicherheitssysteme GmbH
Robert-Bosch-Ring 5
85630 Grasbrunn
Germany

Mexico

Robert Bosch de R.L de C.V.
Calle Robert Bosch No. Ext. 405
C.P.50071
Zona industrial Toluca
Mexico
Phone: +52 722 279 2300

UK

Robert Bosch Ltd.
Broadwater Park
North Orbital Road
Uxbridge UB9 5HJ
UK

PRELIMINARY