




TEST SETUP PHOTOS

for Part 22&24&27

Occupied Bandwidth, Conducted Power Measurement, Spurious Emission At Antenna Terminals (± 1 MHz), Conducted Spurious Emission Measurement Setup






Frequency Stability Under Temperature & Voltage Variations Setup



ERP Test, Radiated Spurious Measurement(30MHz to 1GHz) Setup



Radiated Spurious Measurement (Above 1GHz), EIRP Test Setup

