


## Appendix D. Photographs of EUT and Setup

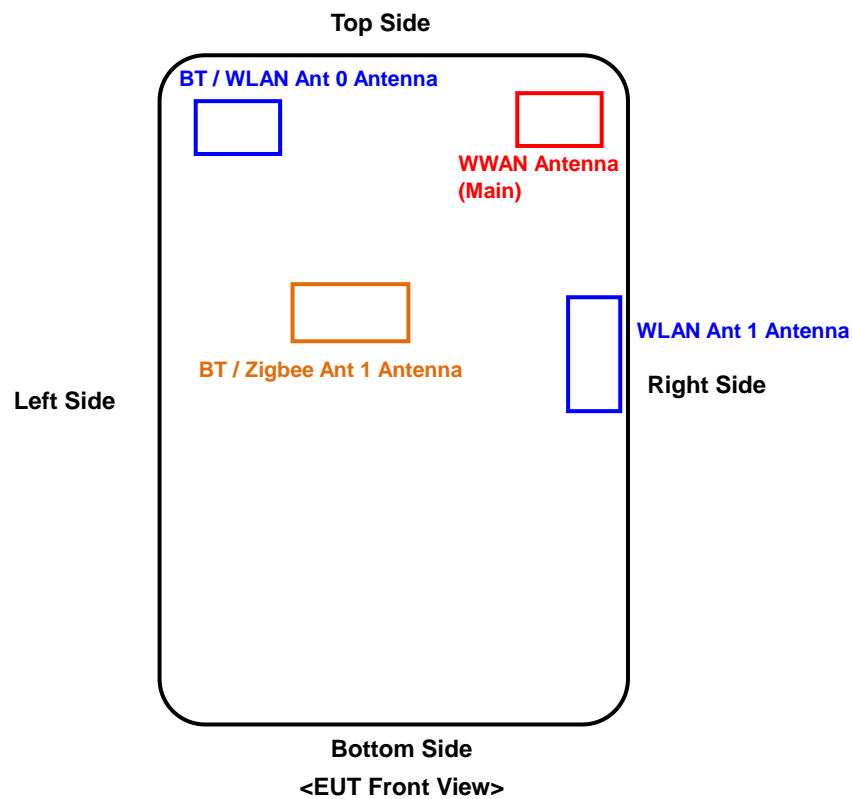
# FCC SAR Test Report

## <Photographs of EUT>



# FCC SAR Test Report

## <Antenna Location>



The separation distance for antenna to edge:

Antenna	To Top Side (mm)	To Bottom Side (mm)	To Left Side (mm)	To Right Side (mm)
WWAN Ant	6.8	164.5	64.5	11
BT / WLAN Ant 0	12.8	174	11	64.5
WLAN Ant 1	80	112	81	3.3
BT / Zigbee Ant 1	69.8	138	27	27

## FCC SAR Test Report


### <Photographs of SAR Setup>



**Head - Right Cheek**



**Head - Right Tilted**









**Head - Left Cheek**




**Head - Left Tilted**

# FCC SAR Test Report

	
<p>Body worn - Front Face of EUT at 15 mm</p>	<p>Body worn - Rear Face of EUT at 15 mm</p>
	
<p>Body worn - Front Face_Panel Outside of EUT at 0 mm (w/ Holster)</p>	<p>Body worn - Front Face_Panel Inside of EUT at 0 mm (w/ Holster)</p>
	
<p>Body worn - Rear Face_Panel Outside of EUT at 0 mm (w/ Holster)</p>	<p>Body worn - Rear Face_Panel Inside of EUT at 0 mm (w/ Holster)</p>

## FCC SAR Test Report



## FCC SAR Test Report

	
Product Specific - Front Face of EUT at 0 mm	Product Specific - Rear Face of EUT at 0 mm
	
Product Specific - Left Side of EUT at 0 mm	Product Specific - Right Side of EUT at 0 mm
	
Product Specific - Top Side of EUT at 0 mm	