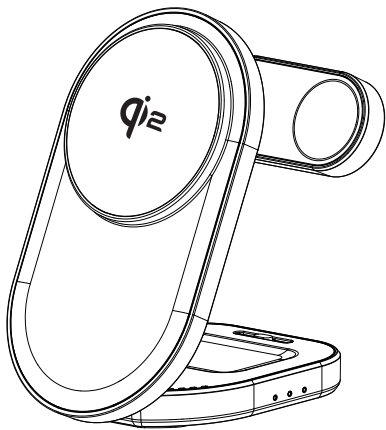


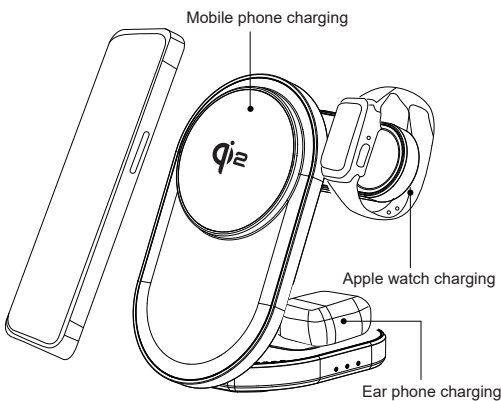
3-in-1 Magnetic Wireless

TX05-I3-QI2



User Manual

Please use the PD30W USB Charger for a better quick charging experience

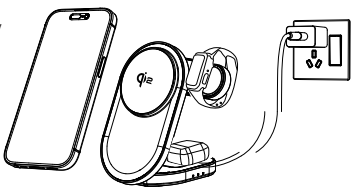


Specifications

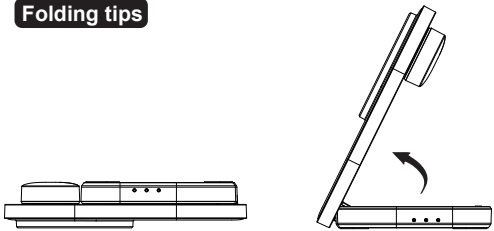
- **Material:** PC+ABS+Tempered glass
- **Input:** 5V==3A, 9V==3A
- **Output:** 5W, 7.5W,10W-15W-MAX
- **Earphone output 5W, Watch output 2.5W**
- **Transmission Distance:** ≤5mm
- **Charging Efficiency:** 83%MAX
- **Frequency:** 128- 360KHZ
- **Magnet:** 16*N52 Magnets.
- **Pulling Force:** 1.2KG MAX

Use steps

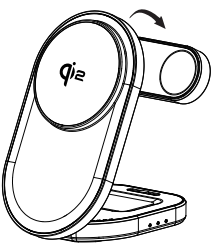
1. Connect the power supply and power up the product.
2. Place the phone/ear-phone/watch in the corresponding charging position and charge it normally.



Folding tips

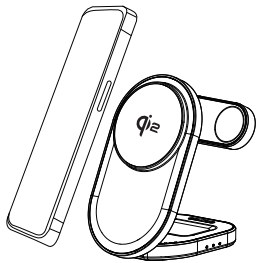


Foldable design suitable for carrying. Lift the stand to 65° to get the best view.

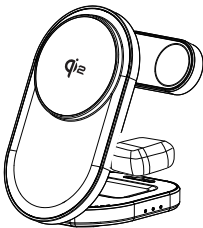


Adjust by180° for charging the Apple watch.

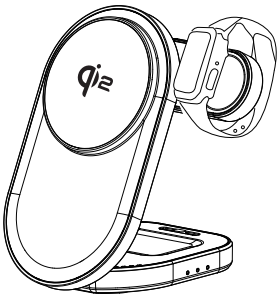
Charge Qi-enable mobile



Charge earphone



Charge for Apple Watch



LED intelligent indicator

- 1.Power on: Light turn off
- 2.Standby: turn on the lights
- 3.Metal foreign object detection (FOD) : The mobile phone indicator light flashes

Applicable Devices

- 1.Smartphone:
 - iPhone 12~16 Series
 - For others Qi-enable phones, please use an extra magnetic ring or MagSafe case to use this product.
- 2.Apple Watch
- 3.Qi-enable Earphone

Please Note:

1. Please remove your phone case before charging if the thickness>5 mm
2. Only use certified PD 30W Charging Wall Adapter to charge the device
3. If your device can not be fully charged, this may due to high environmental temperature, please recharge after the temperature is lowered, Our charger has temperature control to safeguard your device when charging
- 4.Do not over squeeze or collide with the equipment.
- 5.Please do not place it too close to the magnetic card (ID cardbank card, etc.) with magnetic stripe or chip to avoid magneticcard failure.

Important Safety Instructions

- Do not store device in high-temperature environment, including heat caused by intense sunlight or other forms of heat.
- Do not place device in fire or other excessively hot environments. Exposure to fire or temperature above 212°F(100C) may cause explosion.
- Do not use the wireless charger in excess of its output rating. Over loading outputs above rating may result in a risk of fire or injury to persons.
- Do not expose the wireless charger to rain or snow.
- Do not modify, repair or disassemble the unity, if so, please contact the manufacturer, Switch off the wireless charger when not in use. The wireless charger will automatically switch off when disconnected from its wall charger.

CE FC 
Made In China

FCC Statement

This device complies with part 15 of the FCC Rules. Operation is subject to the following two conditions: (1) This device may not cause harmful interference, and (2) this device must accept any interference received, including interference that may cause undesired operation.

Note: This equipment has been tested and found to comply with the limits for a Class B digital device, pursuant to part 15 of the FCC Rules. These limits are designed to provide reasonable protection against harmful interference in a residential installation. This equipment generates, uses and can radiate radio frequency energy and, if not installed and used in accordance with the instructions, may cause harmful interference to radio communications. However, there is no guarantee that interference will not occur in a particular installation. If this equipment does cause harmful interference to radio or television reception, which can be determined by turning the equipment off and on, the user is encouraged to try to correct the interference by one or more of the following measures:

- Reorient or relocate the receiving antenna.
- Increase the separation between the equipment and receiver.
- Connect the equipment into an outlet on a circuit different from that to which the receiver is connected.
- Consult the dealer or an experienced radio/ TV technician for help.

Note: The Grantee is not responsible for any changes or modifications not expressly approved by the party responsible for compliance. such modifications could void the user's authority to operate the equipment.

The device has been evaluated to meet general RF exposure requirement.
To maintain compliance with FCC's RF exposure guidelines, the distance must be at least 20 cm between the radiator and your body, and fully supported by the operating and installation configurations of the transmitter and its antenna(s).