

**Product: PIN Pad****Brand Name: UIC****Model Number: A10-P**

## Test Photograph


Test Mode: Mode 1

Description: Front View of Conducted Emission Test Setup



Test Mode: Mode 1

Description: Back View of Conducted Emission Test Setup




Test Mode: Mode 2

Description: Front View of Conducted Emission Test Setup



Test Mode: Mode 2

Description: Back View of Conducted Emission Test Setup




Test Mode: Mode 3

Description: Front View of Conducted Emission Test Setup



Test Mode: Mode 3

Description: Back View of Conducted Emission Test Setup





Test Mode: Mode 1

Description: Radiated Emission Test Setup for 9KHz ~ 30MHz



Test Mode: Mode 1

Description: Radiated Emission Test Setup for 30MHz ~ 1GHz



Test Mode: Mode 2

Description: Radiated Emission Test Setup for 30MHz ~ 1GHz



Test Mode: Mode 3

Description: Radiated Emission Test Setup for 30MHz ~ 1GHz

