





Radiated Emissions 30 – 1000 MHz




Radiated Emissions 1 – 18 GHz



Radiated Emissions 18 – 40 GHz





Power-Line Conducted Emissions

