


## RF Test Photograph


Description: Radiated Spurious Emissions Test Setup for below 1GHz\_AP321



Description: Radiated Spurious Emissions Test Setup for above 1GHz\_AP321



Description: Radiated Spurious Emissions Test Setup for below 1GHz\_AP321e



Description: Radiated Spurious Emissions Test Setup for above 1GHz\_AP321e



## EMC Test Photograph


Test Mode: Mode 1

Description: Front View Conducted Emission Test Setup for Power Port



Test Mode: Mode 1


Description: Back View Conducted Emission Test Setup for Power Port






Test Mode: Mode 1

Description: Radiated Emission Test Setup (30MHz ~ 1GHz)




Test Mode: Mode 1

Description: Radiated Emission Test Setup (1 ~ 6GHz)



Test Mode: Mode 2

Description: Radiated Emission Test Setup (30MHz ~ 1GHz)



Test Mode: Mode 2

Description: Radiated Emission Test Setup (1 ~ 6GHz)

