

# Antenna Specification

Model No.:TT117

Manufacture: Guangdong Chuanzhou Electronic Technology Company Ltd.

Address: Floor 2, No.3, Chuangye Second Road, Shapu Guandao Village, Xintang Town Zengcheng, Guangzhou, 51130, China

## Electrical Characteristics

Frequency: 72-76 MHz

Antenna Gain: 0 dBi

Impedance: 50 Ohm

## Photo



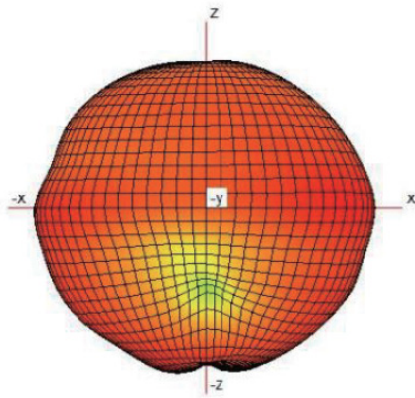
## Description of test method

The test system consists of a darkroom, turntable, source antenna system, test instrument and control computer. The test computer is the controller of the whole system. During the test, the test computer controls the turntable to rotate to a certain Angle, and then controls the instrument to carry out spatial attenuation test. After collecting the original data, data compensation and correction are carried out, and finally the test data is obtained.

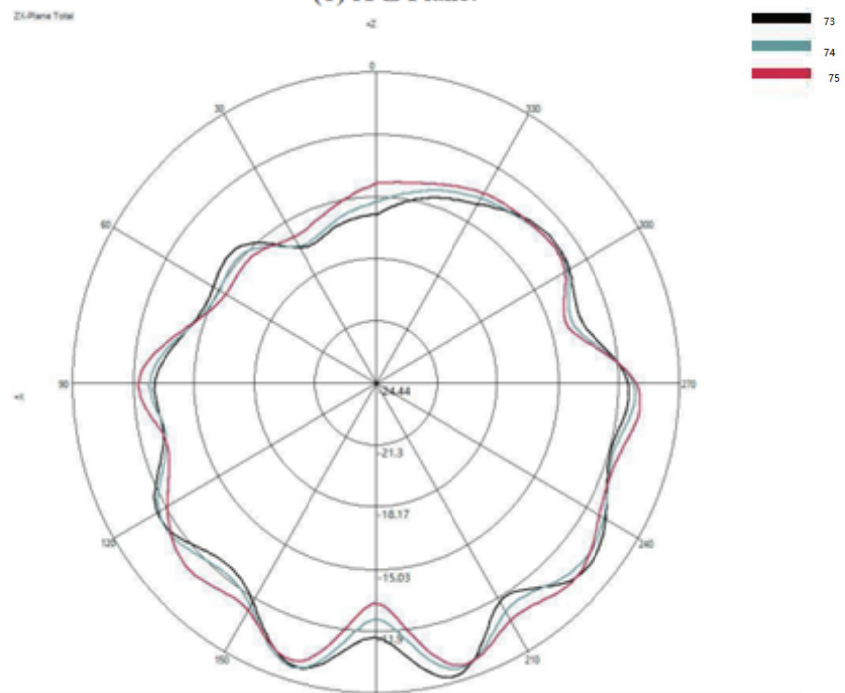
## Antenna Gain

Freq	Effi	Effi	Gain
(MHz)	(%)	(dB)	(dBi)
72	3.83	-0.41	-1.47
73	4.12	-0.39	-0.93
74	4.33	-0.39	-0.95
75	3.39	-0.40	-0.95
76	3.52	-0.41	0

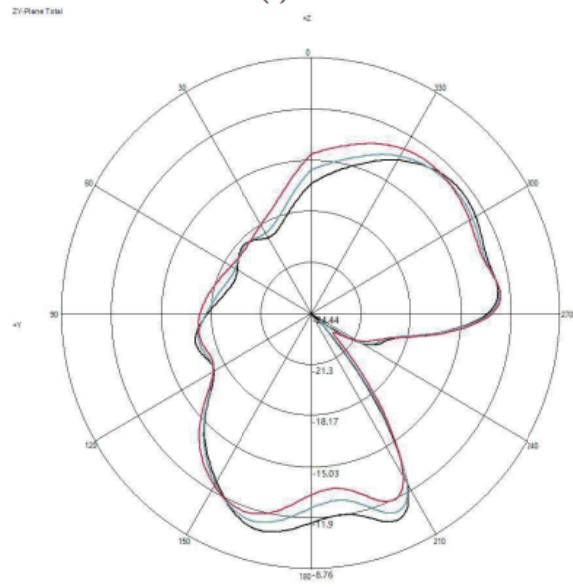
## Typical Free Space 3D Radiation Pattern at 74MHz



(1) X-Z Plane:



(2) Y-Z Plane:



(3) X-Y Plane:

