



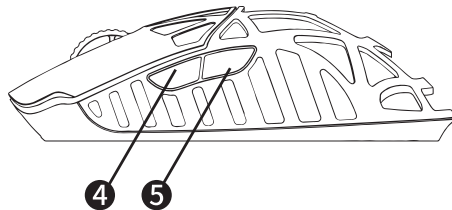
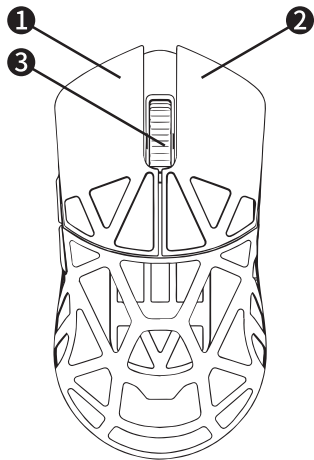
花·兽系列MINI  
镁合金游戏鼠标

MAGNESIUM  
GAMING MOUSE



- 1、鼠标左键
- 2、鼠标右键
- 3、鼠标滚轮/鼠标中键

- 1、Left button
- 2、Right button
- 3、Scroll wheel/middle button

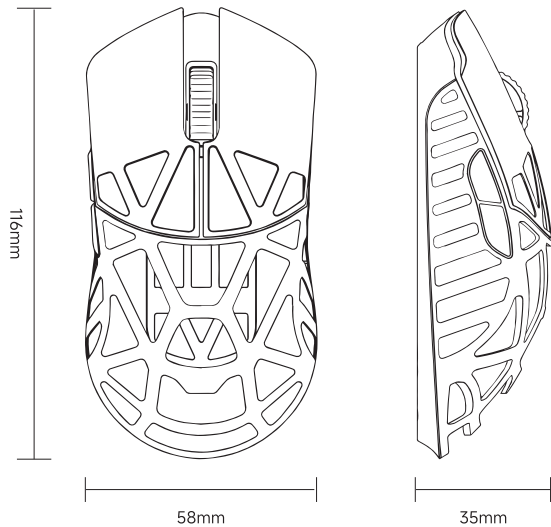


4、前进按键

5、后退按键

4、Forward button

5、Back button



### 包装包括

- 1、无线鼠标
- 2、USB-C连接线
- 3、鼠标接收器
- 4、用户说明书
- 5、鼠标脚贴
- 6、鼠标防滑贴

### Package includes

- 1、Wireless mouse
- 2、USB-C Cable
- 3、Mouse receiver
- 4、User manual
- 5、Mouse skates
- 6、Mouse grip

## 产品参数

鼠标类型：2.4G无线/有线连接

鼠标接口：USB Type-c

主控IC：Nordic 52840

图像传感器：PAW 3395

分辨率：50-26000 可自定义

加速度：50 G

回报率：4000Hz 可自定义

编码器：TTC防尘金轮

微动开关：左右键华诺蓝莓粉点，侧键欧姆龙蓝点，中键华诺

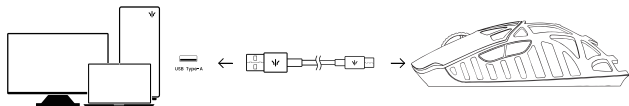
按键数量：4+滚轮

电池：聚合物锂电池220毫安

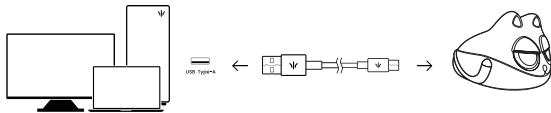
接收器芯片：Nordic 52820，High speed芯片

## 鼠标连接

### 1、有线连接



### 2、无线连接(支持4K)



## DPI调节方式

DPI：左中右键长按3S。

400、800、1600、3200、6400、12000、16000、26000 八档位调节，默认1600。

回报率：后侧键、滚轮、右键同时长按3S。

125、250、500、1000、2000、4000 六档位切换，默认1000。

LOD高度：前侧键、左键、滚轮同时长按3S。

1mm、2mm两档位切换，默认1mm。

以上切换成功后，都会有灯光提示。

## DPI adjustment:

Hold down left, middle, right click simultaneously for 3 seconds.

Cycles through 8 settings: 400, 800, 1600 (default), 3200, 6400, 12000, 16000, 26000

Polling rate adjustment:

Hold down back side button, middle and right click simultaneously for 3 seconds.

Cycles through 6 settings (Hz): 125, 250, 500, 1000 (default), 2000, 4000

LOD adjustment:

Hold down forward side button, middle and right click simultaneously for 3 seconds.

Switches between 1mm (default) and 2mm.

## Electrical Parameters

Connection Type: 2.4GHz wireless and wired

Charging: USB-C

IC: Nordic 52840

Sensor: PwArt PAW3395

Acceleration: 50 G

Max Speed: 650 IPS

Polling Rate: 4K/8K

Encoder: TTC Dust-Proof Gold

LMB/RMB: Huano Transparent Blue Shell Pink Dots

Side Buttons: Omron Blue Dots

Roller: kailh switches

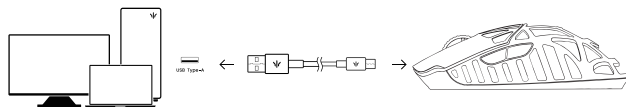
Number of buttons: 4+ scroll wheel

Battery: Polymer lithium battery 220mAh

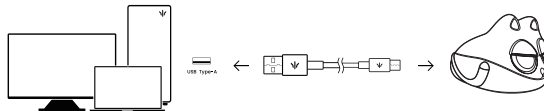
Receiver chip: Nordic 52820 High speed

## CANNECT YOUR MOUSE

### A . Via wired Mode



### B. Via hyperspeed wireless (Available for 4K)



## WARRANTY

### Warranty Period

1-year manufacturer's warranty from the date of purchase.

The warranty only covers defects of products caused by manufacturing. It does not cover regular wear and tear, including but not limited to, accidental damage, breakage due to abuse, improper usage, water damage, etc. The Warranty also does not cover any cosmetic packaging damage that may be caused through shipping of goods to the customer.

Please do not attempt to remove the battery on the wireless mouse unless you are okay with using it in wired mode only indefinitely. Batteries are not covered by warranty. The warranty only covers factory defects, any accidental damage to the battery connector or mouse while taking the battery off are not covered by our warranty.

Please contact customer support if you have any issues with our products.

## SAFETY GUIDELINES

- Do not expose the gaming mouse to liquid, extreme temperatures, humidity, dust, or direct sunlight.
- Do not attempt to disassemble or modify the gaming mouse.
- Do not attempt to clean the gaming mouse with any liquids or chemicals.
- Do not use the gaming mouse if it is damaged or malfunctioning.
- Do not use the gaming mouse if the Li-ion battery is damaged or leaking.
- Do not insert any foreign objects into any of the mouse openings.

## MAINTENANCE GUIDELINES

- Ensure the gaming mouse is powered off before cleaning.
- Use a damp cloth to gently wipe the surface of the gaming mouse to remove any dirt or dust.
- Store the gaming mouse in a cool, dry place when not in use.
- Use compressed air duster to blow out and remove dust & debris from hard-to-reach areas inside the mouse.

## Note

This equipment has been tested and found to comply with the limits for a Class B digital device.

These limits are designed to provide reasonable protection against harmful interference in a residential installation.

This equipment generates, uses, and can radiate radio frequency energy and, if not installed and used in accordance with the instructions, may cause harmful interference to radio communications. However, there is no guarantee that interference will not occur in a particular installation. If this equipment does cause harmful interference to radio or television reception, which can be determined by turning the equipment off and on, the user is encouraged to try to correct the interference by one or more of the following measures.

### **Reorient or relocate the receiving antenna.**

Increase the separation between the equipment and receiver.

Connect the equipment into an outlet on a circuit different from that to which the receiver is connected.

Consult the dealer or an experienced radio/TV technician for help.

## Limitation of Liability

WLmouse shall, in no event, be liable for any lost profits, loss of information or data, special, incidental, indirect, punitive, or consequential damages arising in any way out of the distribution of, sale of, resale of, use of, or inability to use the product.

## General

These terms shall be governed by and construed under the laws of the jurisdiction in which the Product was purchased. If any term herein is held to be invalid or unenforceable, then such term (insofar as it is invalid or unenforceable) shall be given no effect and deemed to be excluded without invalidating any of the remaining terms.

WLmouse reserves the right to amend any term at any time without notice.

## **FCC Caution**

This device complies with part 15 of the FCC Rules. Operation is subject to the following two conditions:

- (1) This device may not cause harmful interference, and
- (2) this device must accept any interference received, including interference that may cause undesired operation.

Any Changes or modifications not expressly approved by the party responsible for compliance could void the user's authority to operate the equipment.

Note: This equipment has been tested and found to comply with the limits for a Class B digital device, pursuant to part 15 of the FCC Rules. These limits are designed to provide reasonable protection against harmful interference in a residential installation. This equipment generates uses and can radiate radio frequency energy and, if not installed and used in accordance with the instructions, may cause harmful interference to radio communications. However, there is no guarantee that interference will not occur in a particular installation. If this equipment does cause harmful interference to radio or television reception, which can be determined by turning the equipment off and on, the user is encouraged to try to correct the interference by one or more of the following measures:

- Reorient or relocate the receiving antenna.
- Increase the separation between the equipment and receiver.
- Connect the equipment into an outlet on a circuit different from that to which the receiver is connected.
- Consult the dealer or an experienced radio/TV technician for help.

The device has been evaluated to meet general RF exposure requirement. The device can be used in portable exposure condition without restriction.