

EYE MASSAGE

INSTRUCTIONS



YOUR PRIVATE EYE MASSAGE SPECIALIST

(The product pictures are subject to the real object)

ATTENTION

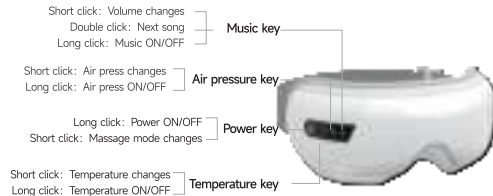
Please read and comprehend all the contents of this manual and operate the product according to the instructions.

DO NOT use this product if have eye diseases like Glaucoma, Cataract, and Retinal detachment. If eye ever carried out surgery, it is prohibited to use this product.

- **DO NOT** clean the product with water, clean it with cotton soaked in alcohol.
- **DO NOT** disassemble the product.
- This product has a hot surface, people sensitive to heat should take extra care when using this.
- This product is not intended to be used by people who are physically weak, slow in response, or mentally disabled, unless it is used safely under the guidance or help of the person responsible for their safety. Unattended young children and disabled persons are prohibited from using this appliance, and children are prohibited from playing with this appliance.
- This product is intended for personal care use, it is not intended to replace medical care and medical devices.
- **DO NOT** disassemble the product. **DO NOT** impact or squeeze its interior lithium battery or expose it to fire. Do not use when severe swelling occurs.
- **DO NOT** use if the battery has been immersed in water.
- Lithium battery set inside the product. **DO NOT** place in high temperature environment.
- Consult your doctor if you have sensitive skin, allergic dermatitis, or orthopedic bio materials on face.
- Remove contact lenses, hairpin and hair accessories before using. Start the eye massager after putting it on, in order to avoid damage to the air bag due to over pressure.
- **DO NOT** use in high temperatures or humid environments. Avoid direct exposure to the sun and gas corrosion.
- This product will block the view. **DO NOT** use when walking or driving. Only use the charger (5V/1A) to recharge the eye massager.
- You must have your eyes closed while massaging.
- After massaging, the eyes are relatively blurred, and slowly become clear after closing the eyes for 1 minute. Run time: around 1.5 hours.
- **DO NOT** use sharp objects to scratch this product.

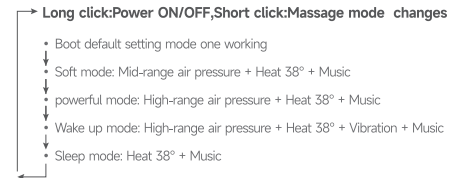
PRODUCT STRUCTURE

Wireless BT Main Engine



MASSAGER PROGRAMS

Power key, Press and hold for 3 seconds to ON/OFF, Short press to switch the working mode



Click power key to cycle through each mode working, each mode works for 15 minutes

PRODUCT STRUCTURE

Music key:

Double-click to switch to the next song, Click to toggle high medium and low playback to volume, Long press for 2 seconds to turn ON/OFF music

Air pressure key:

Click to toggle high medium and low air pressure intensity, Long press for 2 seconds to turn ON/OFF air pressure

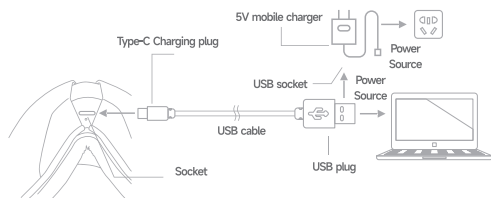
Temperature key:

Click to adjust the temperature, low heat 38°C (100.4°F), Mid-range heat 40°C (104°F), High-grade hot compress 42°C (107.6°F),

Long press for 2 seconds to turn ON/OFF temperature

PREPARATION BEFORE USE --- CHARGING

- Before using, use 5V mobile charger for charging eye massager.
- Insert USB plug into the socket of the mobile charger.
- Charging Plug into the socket of the device, make sure the Charging Plug is inserted in the right direction.
- While charging, the POWER LED indicator will slowly flicker. The POWER LED indicator will change to (keeps) light on after charging is done once is charging
- The device will not work while charging is in progress.
- The charge duration will be 2-3 hours. Run time: around 1.0 hours Disconnect the power adapter after charging is complete.



USING INSTRUCTIONS

Wearing the Device

Align the cloth cover to your eyes, put on the device, adjust the elastic band, adjust the device to the most comfortable position.

Hold the power button for 3-5 seconds to turn on the eye massager.



⚠ Attention Remove any glasses, contact lenses, hairpins and hair accessories before use to avoid discomfort. Do not operate the device with wet hands. Do not drop or step on the product.

Key Control

- Press and hold for 3 seconds to start up/switch-off.
- Short Touch **POWER** button to change massager program (suit for touch function device)

Wireless BT Music BT pairing name: Eye Massager

- Wireless BT is on by default.
- It will automatically restore the built in music play after Wireless BT disconnection.
- Massager will play built in music after start up.
- It will switch to Wireless BT device to play the BT music after mobile phone connection to the BT.

Note: Over time, repeated exposure to loud noise and music can cause hearing loss.

PRODUCTS FEATURES



TRANSPORT AND STORAGE

- Temperature requirement: -40 ~ 50°C (-40F~ 122°F)
- This product is equipped with simple anti-vibration facilities, suitable for air, railway, highway and ship transportation. Rain, snow, upside-down and collision should be avoided.
- Relative humidity: ≥80%, No corrosive gas, good ventilation.
- When the storage period is more than three months, you should open the box for inspection, and do the power-on processing for half an hour.

FAQ AND TROUBLESHOOTING

PROBLEM	POSSIBLE CAUSES	ACTIONS
There is a sound mechanical or air sound coming from device	Normal sound of air pump inflating, motor working or air pressure	No need to do anything
Device turns off automatically	Battery low	Charge the device
Device does not turn on	Battery low	Charge the device
Air pressure is weak	Battery low	Charge the device

- If there are other problems, please cut off the power supply for the abnormality after being treated as above and then contact with the distributor or our company.
- Do not disassemble the product for maintenance by yourself. Our company shall not be liable for product damages or personal injuries therefore.

Cleaning and Maintenance

⚠ ATTENTION

Turn off the power when cleaning, do not use corrosive detergents such as benzene or diluents to clean the product. If long time no use the device, please use your own anti-dust cloth to protect the device.

Guarantee

This product comes with one-year warranty from the date of purchase. Warranty will be voided due to any of the following:

- Damaged due to the improper usage or storage.
- Damaged by attempting to repair or disassemble the device.
- Period of warranty exceeded.

TECHNICAL SPECS

Product name: Eye massager

Rated voltage: 3.7V

Charging port: Type-C

Rechargeable battery: 1500mAh

Product size: (L x W x H) 8.23 x 4.57 x 3.7-inch

FCC Statement

This device complies with part 15 of the FCC rules. Operation is subject to the following two conditions: (1) this device may not cause harmful interference, and (2) this device must accept any interference received, including interference that may cause undesired operation.

Changes or modifications not expressly approved by the party responsible for compliance could void the user's authority to operate the equipment.

NOTE: This equipment has been tested and found to comply with the limits for a Class B digital device, pursuant to part 15 of the FCC Rules. These limits are designed to provide reasonable protection against harmful interference in a residential installation. This equipment generates uses and can radiate radio frequency energy and, if not installed and used in accordance with the instructions, may cause harmful interference to radio communications. However, there is no guarantee that interference will not occur in a particular installation. If this equipment does cause harmful interference to radio or television reception, which can be determined by turning the equipment off and on, the user is encouraged to try to correct the interference by one or more of the following measures:

- Reorient or relocate the receiving antenna.
- Increase the separation between the equipment and receiver.
- Connect the equipment into an outlet on a circuit different from that to which the receiver is connected.
- Consult the dealer or an experienced radio/TV technician for help.

The device has been evaluated to meet general RF exposure requirement. The device can be used in portable exposure condition without restriction.