

## RF Test Setup Photo


Description: Front View of Conducted Emission Test Setup for Power Port




Description: Back View of Conducted Emission Test Setup for Power Port



Description: Radiated Spurious Emissions Test Setup (9KHz ~ 30MHz)




Description: Radiated Spurious Emissions Test Setup (30MHz ~ 1GHz)



Description: Radiated Spurious Emissions Test Setup (above 1GHz)



Description: Conducted Test Setup




Description: DFS Test Setup






## SAR Test Setup Photo


Description: Head Left Cheek Position with 0mm gap




Description: Head Left Tilt Position with 0mm gap



Description: Head Right Cheek Position with 0mm gap



Description: Head Right Tilt Position with 0mm gap



Description: Body Front Position with 5mm gap



Description: Body Back Position with 5mm gap



Description: Extremity Front Position with 0mm gap



Description: Extremity Back Position with 0mm gap







Description: Extremity Left Position with 0mm gap



Description: Extremity Right Position with 0mm gap



Description: Extremity Top Position with 0mm gap



Description: Extremity Bottom Position with 0mm gap

