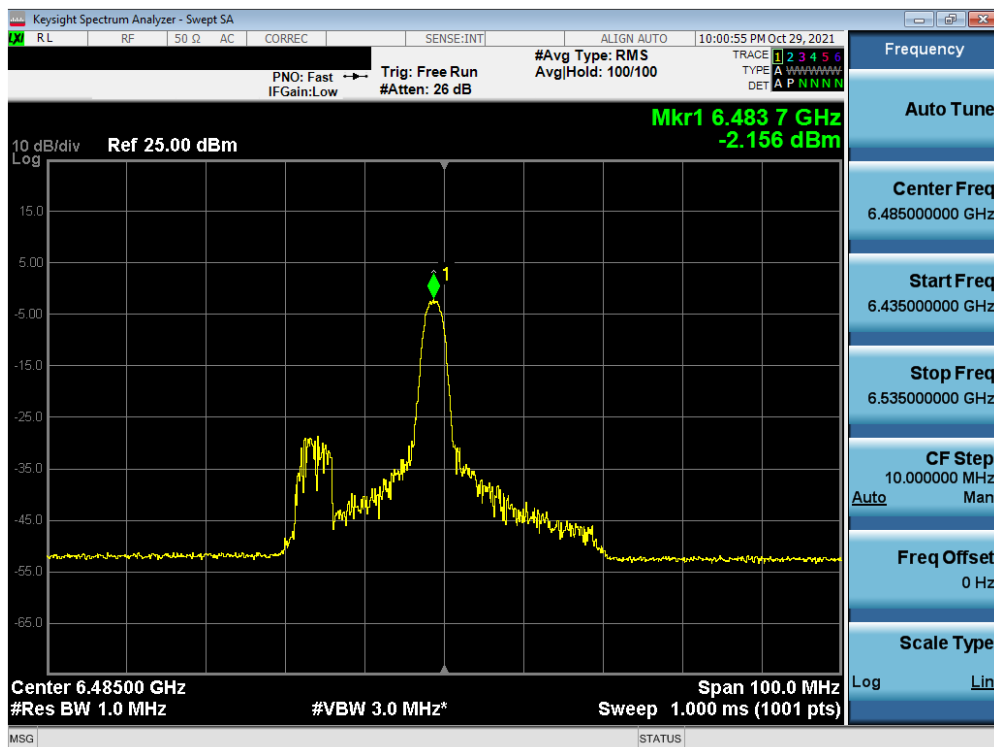
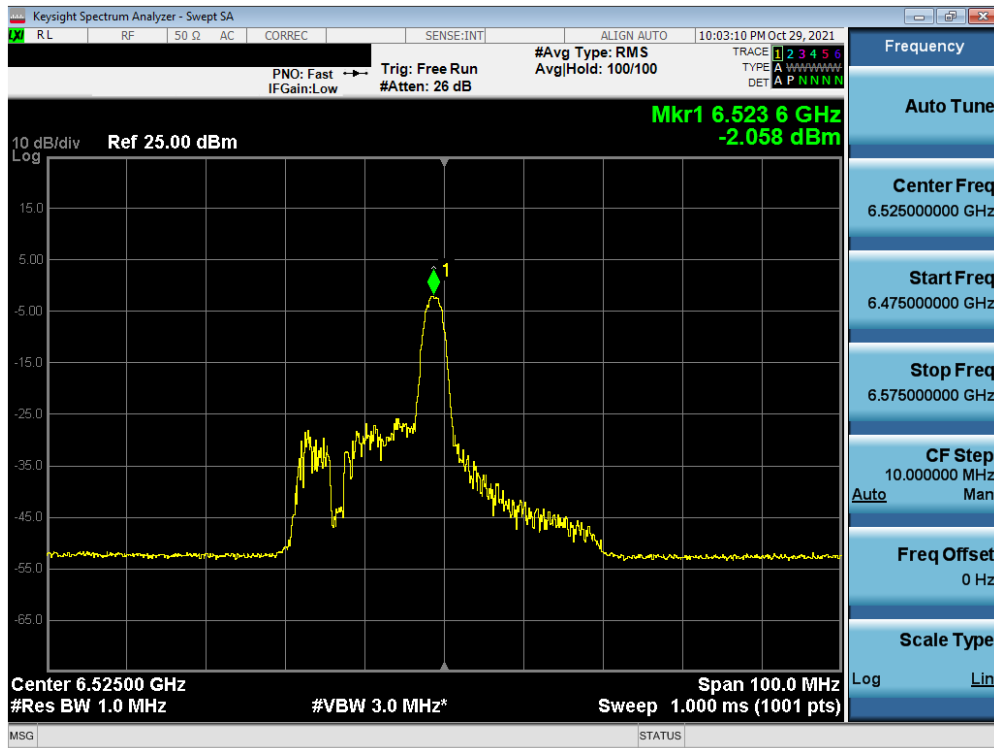


Plot 7-259. Power Spectral Density Plot MIMO ANT2 (40MHz BW 802.11ax (26 Tones) (UNII Band 6) – Ch. 99)

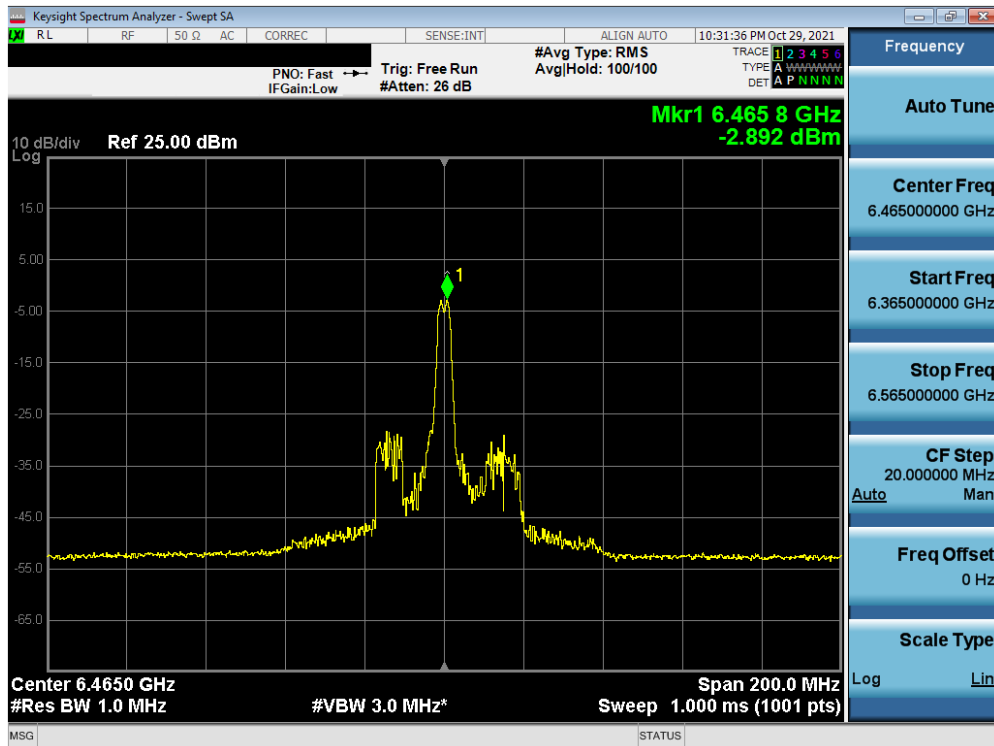


Plot 7-260. Power Spectral Density Plot MIMO ANT2 (40MHz BW 802.11ax (26 Tones) (UNII Band 6) – Ch. 107)

FCC ID: A3LSMS908U	PCTEST Proud to be part of element	MEASUREMENT REPORT (CERTIFICATION)	SAMSUNG	Approved by: Quality Manager
Test Report S/N: 1M2109090102-14.A3L	Test Dates: 9/9 – 11/18/2021	EUT Type: Portable Handset		Page 160 of 305

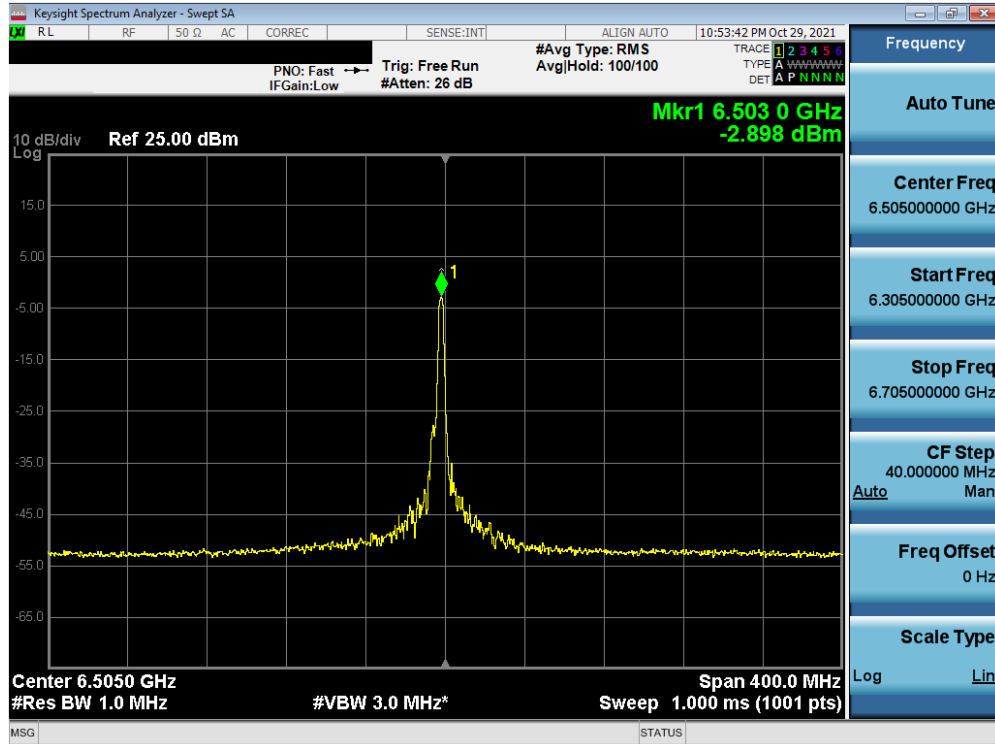


Plot 7-261. Power Spectral Density Plot MIMO ANT2 (40MHz BW 802.11ax (26 Tones) (UNII Band 6) – Ch. 115)

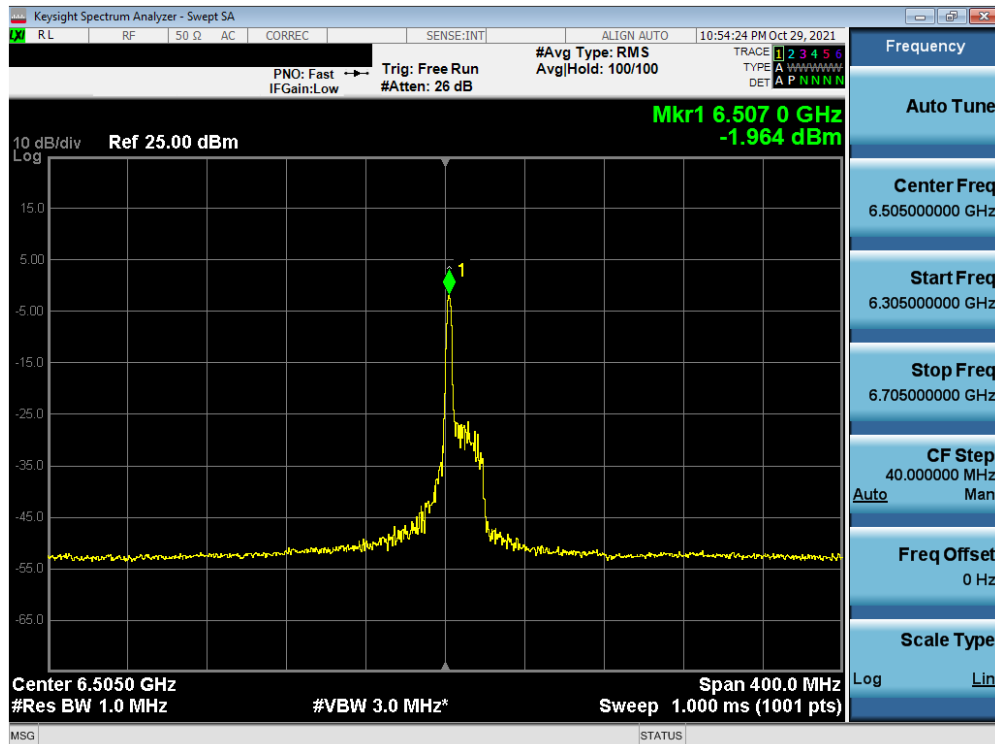


Plot 7-262. Power Spectral Density Plot MIMO ANT2 (80MHz BW 802.11ax (26 Tones) (UNII Band 6) – Ch. 103)

FCC ID: A3LSMS908U	PCTEST Proud to be part of element	MEASUREMENT REPORT (CERTIFICATION)	SAMSUNG	Approved by: Quality Manager
Test Report S/N: 1M2109090102-14.A3L	Test Dates: 9/9 – 11/18/2021	EUT Type: Portable Handset		Page 161 of 305

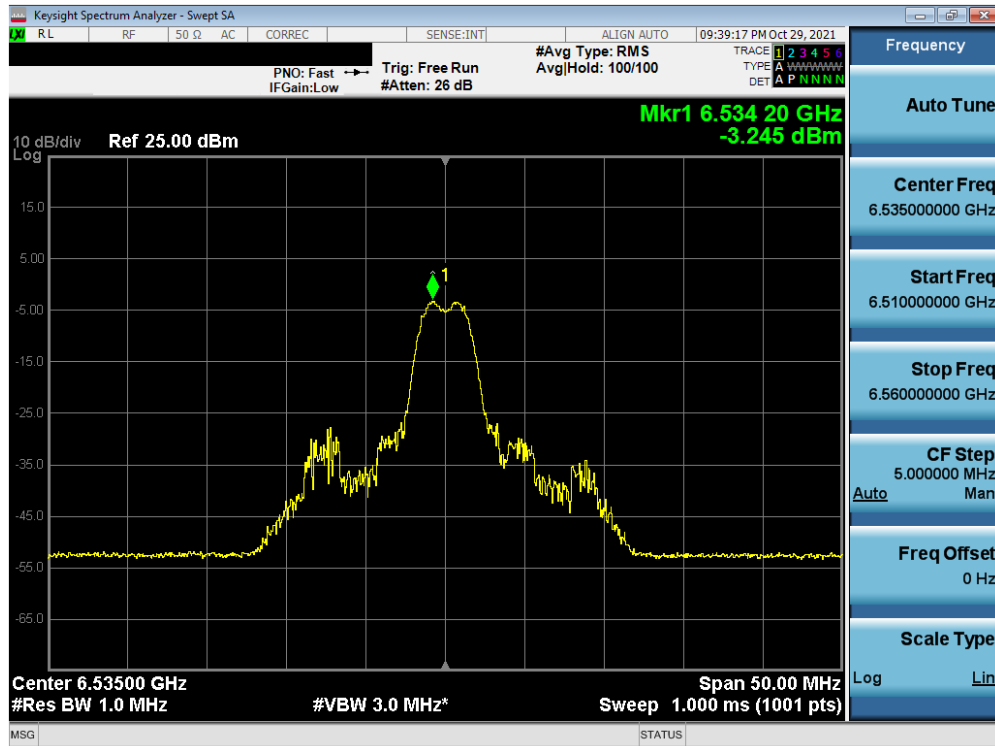


Plot 7-263. Power Spectral Density Plot MIMO ANT2 (160MHz BW (L) 802.11ax (26 Tones) (UNII Band 6) – Ch. 111)

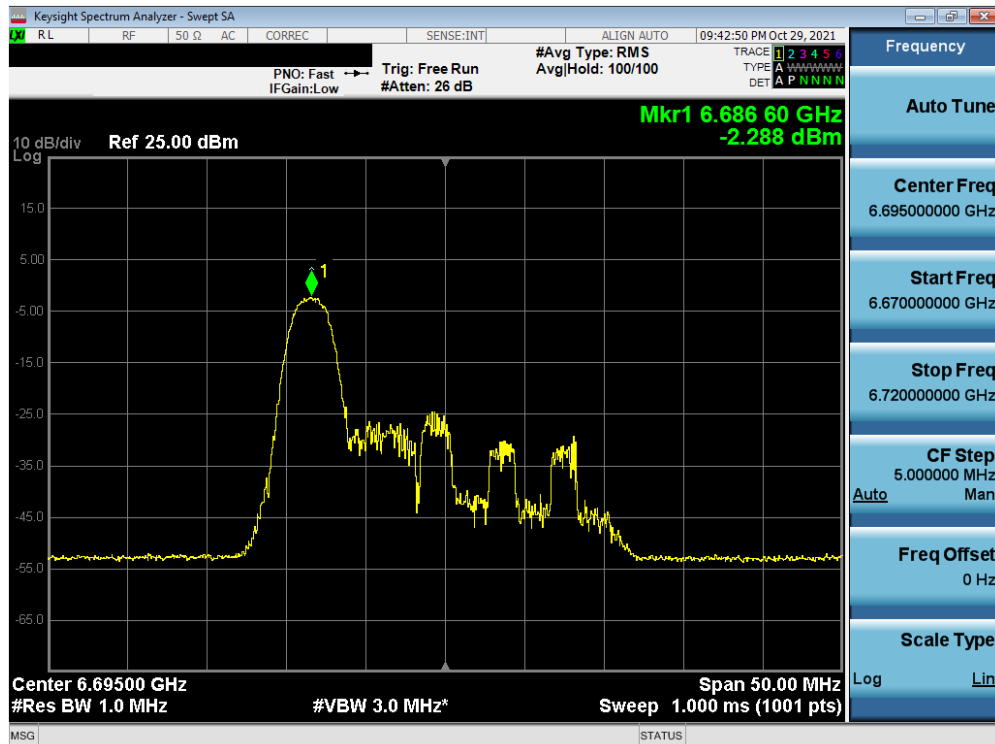


Plot 7-264. Power Spectral Density Plot MIMO ANT2 (160MHz BW (U) 802.11ax (26 Tones) (UNII Band 6) – Ch. 111)

FCC ID: A3LSMS908U	PCTEST Proud to be part of element	MEASUREMENT REPORT (CERTIFICATION)	SAMSUNG	Approved by: Quality Manager
Test Report S/N: 1M2109090102-14.A3L	Test Dates: 9/9 – 11/18/2021	EUT Type: Portable Handset		Page 162 of 305

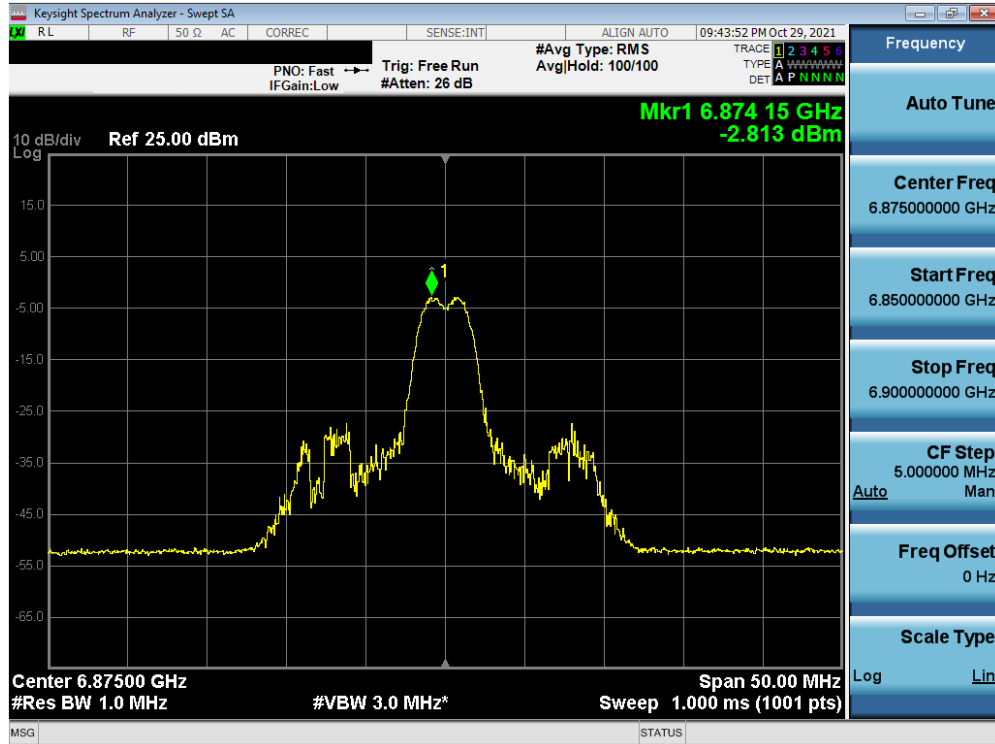


Plot 7-265. Power Spectral Density Plot MIMO ANT2 (20MHz BW 802.11ax (26 Tones) (UNII Band 7) – Ch. 117)

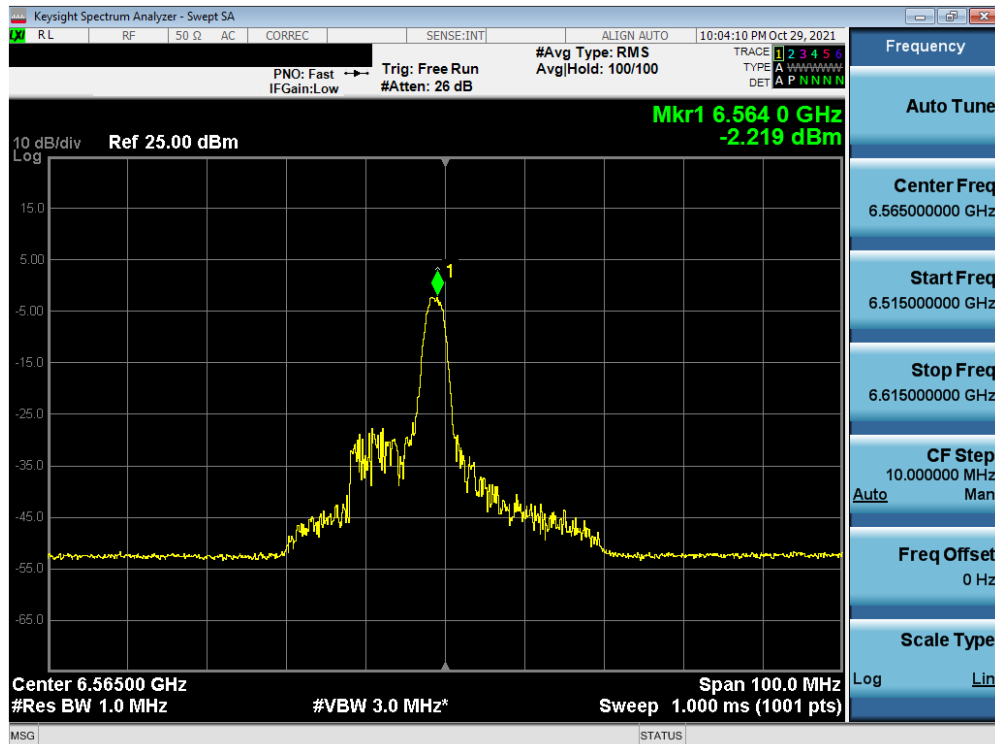


Plot 7-266. Power Spectral Density Plot MIMO ANT2 (20MHz BW 802.11ax (26 Tones) (UNII Band 7) – Ch. 149)

FCC ID: A3LSMS908U	PCTEST Proud to be part of element	MEASUREMENT REPORT (CERTIFICATION)	SAMSUNG	Approved by: Quality Manager
Test Report S/N: 1M2109090102-14.A3L	Test Dates: 9/9 – 11/18/2021	EUT Type: Portable Handset		Page 163 of 305

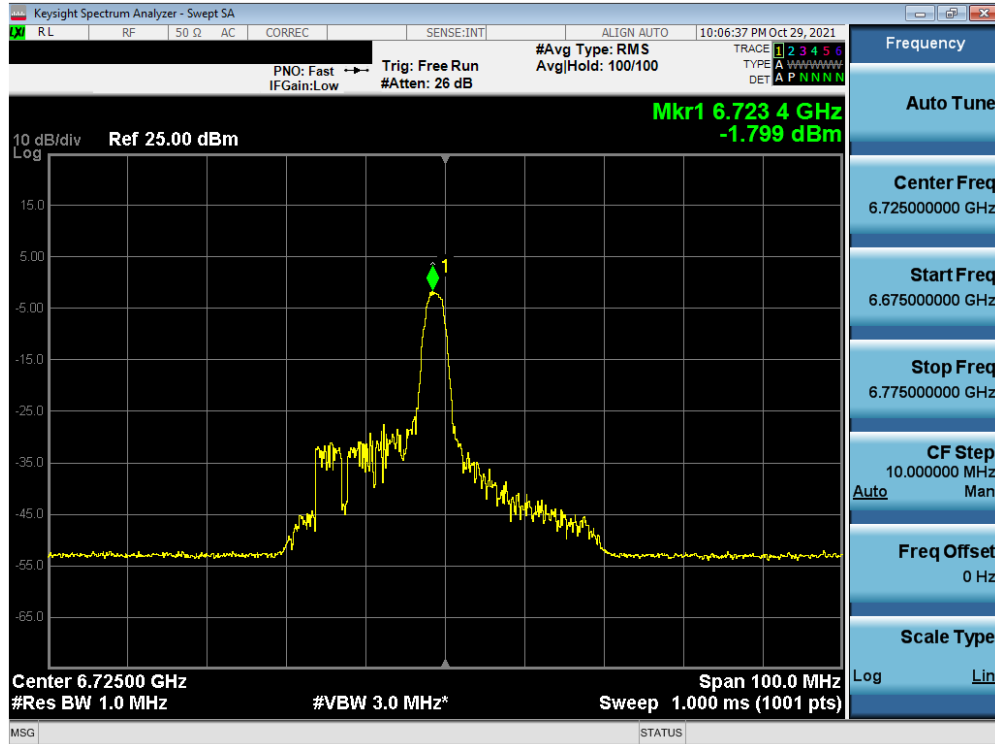


Plot 7-267. Power Spectral Density Plot MIMO ANT2 (20MHz BW 802.11ax (26 Tones) (UNII Band 7) – Ch. 185)

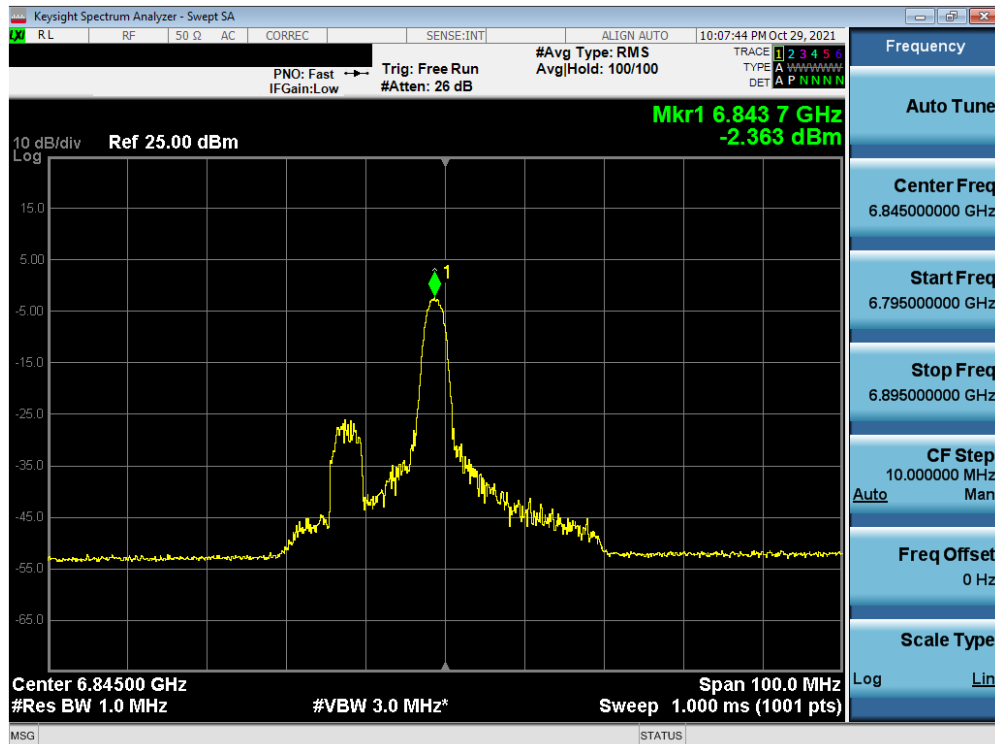


Plot 7-268. Power Spectral Density Plot MIMO ANT2 (40MHz BW 802.11ax (26 Tones) (UNII Band 7) – Ch. 123)

FCC ID: A3LSMS908U	PCTEST Proud to be part of element	MEASUREMENT REPORT (CERTIFICATION)	SAMSUNG	Approved by: Quality Manager
Test Report S/N: 1M2109090102-14.A3L	Test Dates: 9/9 – 11/18/2021	EUT Type: Portable Handset		Page 164 of 305

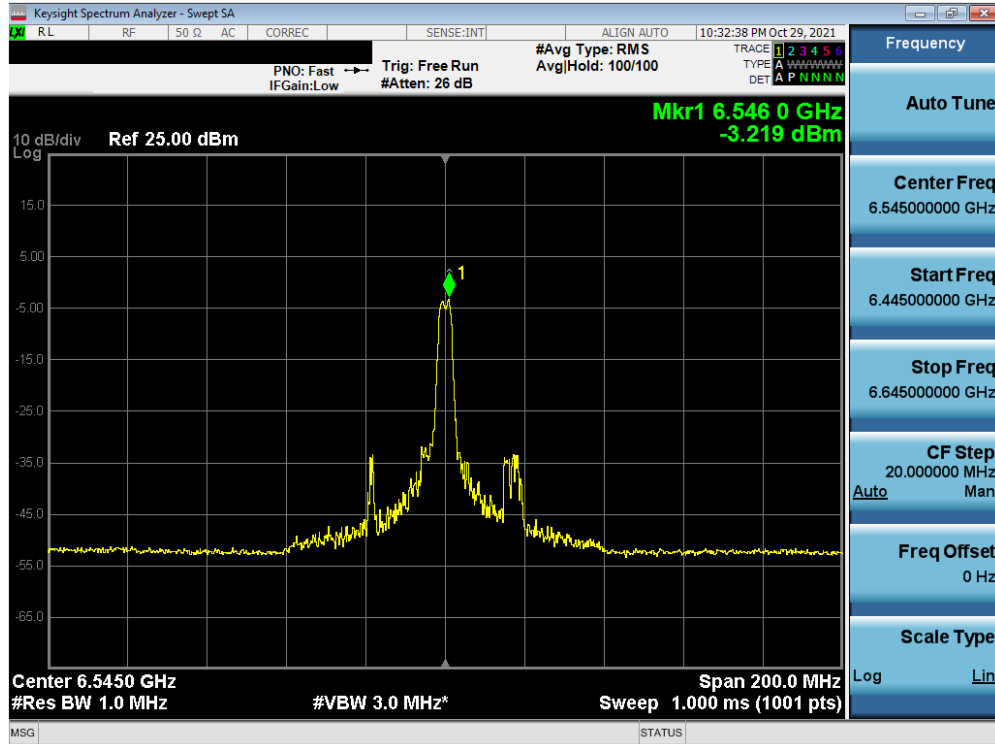


Plot 7-269. Power Spectral Density Plot MIMO ANT2 (40MHz BW 802.11ax (26 Tones) (UNII Band 7) – Ch. 155)

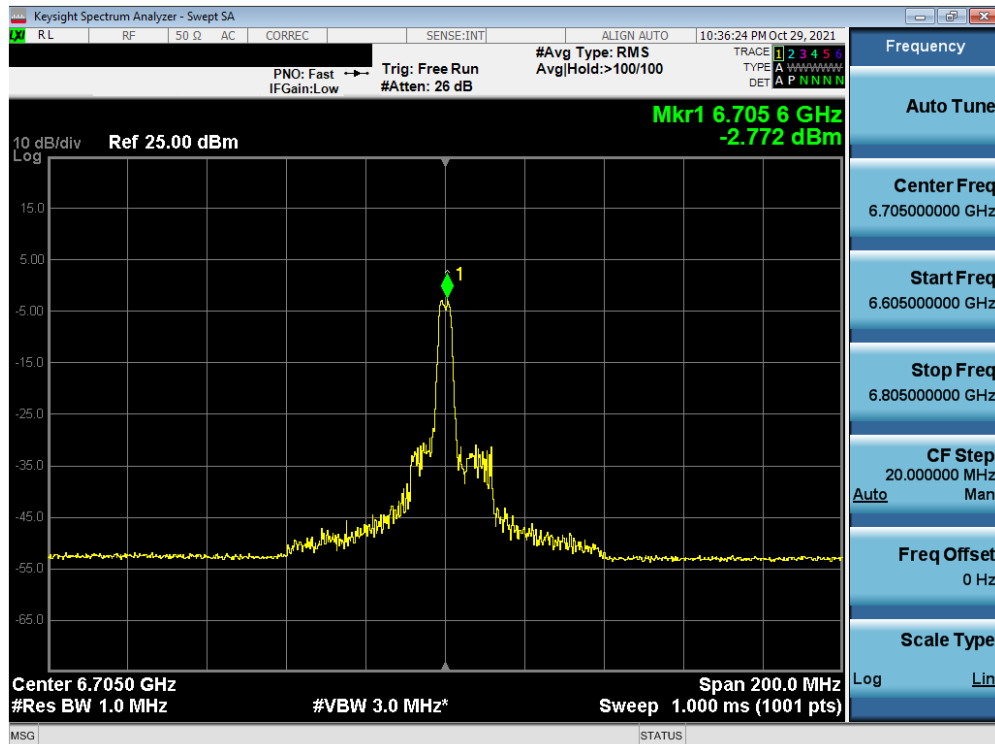


Plot 7-270. Power Spectral Density Plot MIMO ANT2 (40MHz BW 802.11ax (26 Tones) (UNII Band 7) – Ch. 179)

FCC ID: A3LSMS908U	PCTEST Proud to be part of element	MEASUREMENT REPORT (CERTIFICATION)	SAMSUNG	Approved by: Quality Manager
Test Report S/N: 1M2109090102-14.A3L	Test Dates: 9/9 – 11/18/2021	EUT Type: Portable Handset		Page 165 of 305

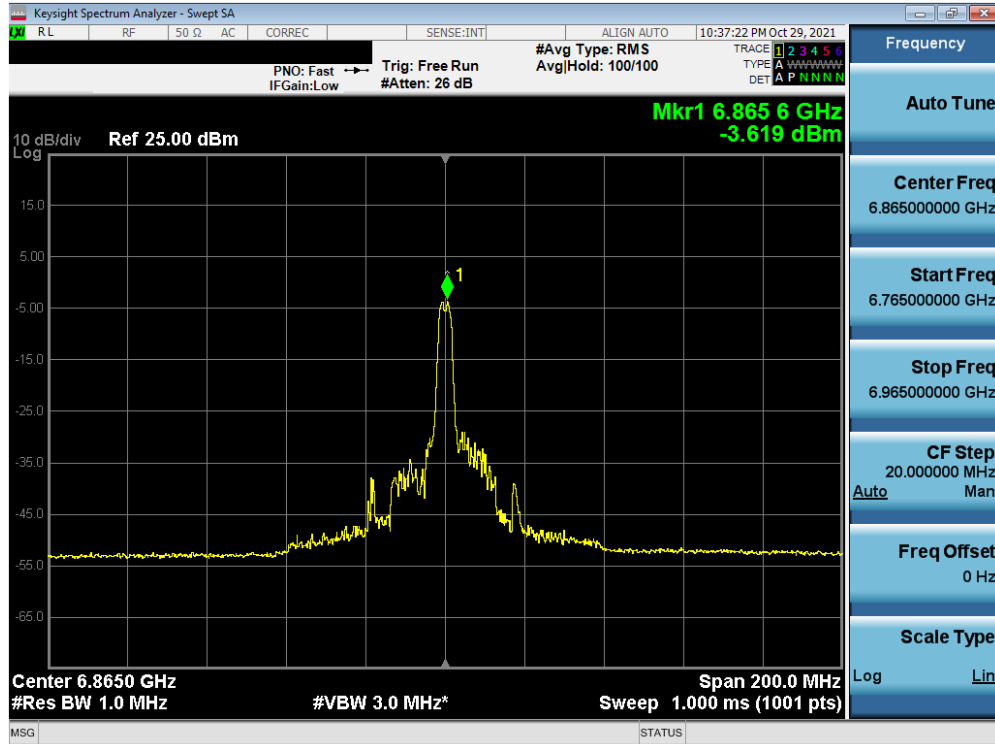


Plot 7-271. Power Spectral Density Plot MIMO ANT2 (80MHz BW 802.11ax (26 Tones) (UNII Band 7) – Ch. 119)

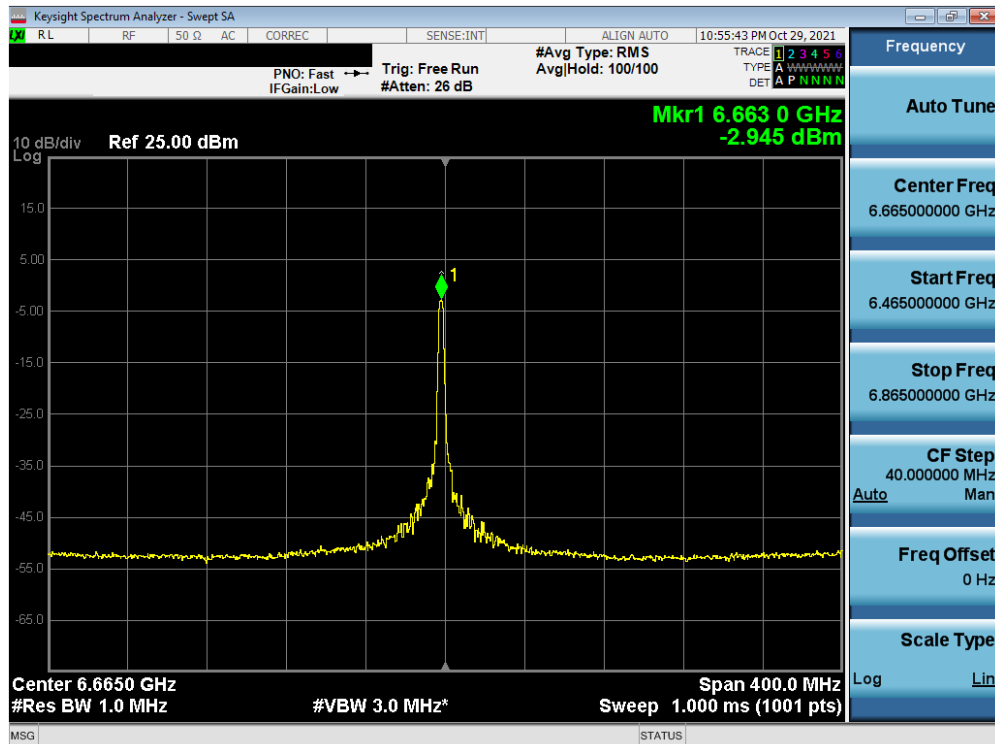


Plot 7-272. Power Spectral Density Plot MIMO ANT2 (80MHz BW 802.11ax (26 Tones) (UNII Band 7) – Ch. 151)

FCC ID: A3LSMS908U	PCTEST Proud to be part of element	MEASUREMENT REPORT (CERTIFICATION)	SAMSUNG	Approved by: Quality Manager
Test Report S/N: 1M2109090102-14.A3L	Test Dates: 9/9 – 11/18/2021	EUT Type: Portable Handset		Page 166 of 305

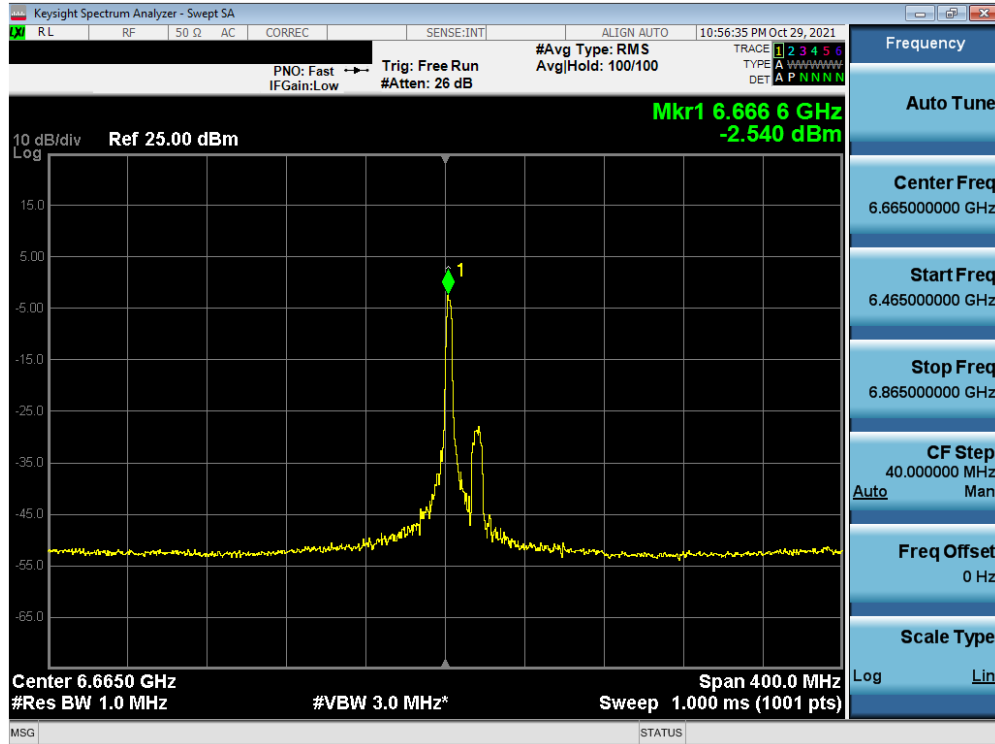


Plot 7-273. Power Spectral Density Plot MIMO ANT2 (80MHz BW 802.11ax (26 Tones) (UNII Band 7) – Ch. 183)

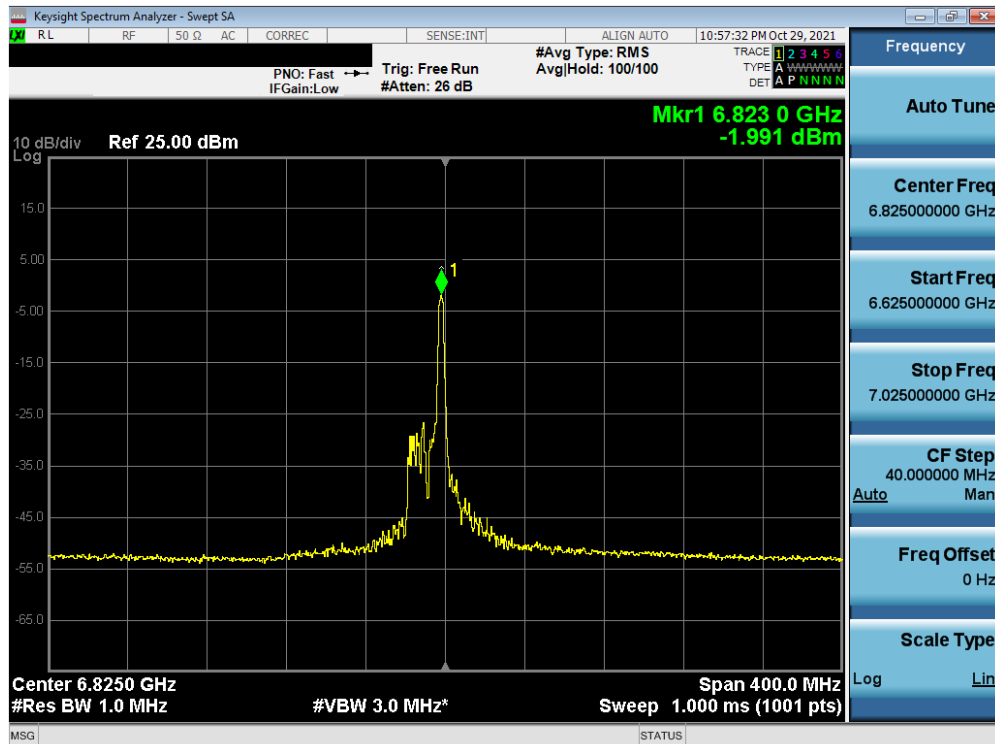


Plot 7-274. Power Spectral Density Plot MIMO ANT2 (160MHz BW (L) 802.11ax (26 Tones) (UNII Band 7) – Ch. 143)

FCC ID: A3LSMS908U	PCTEST Proud to be part of element	MEASUREMENT REPORT (CERTIFICATION)	SAMSUNG	Approved by: Quality Manager
Test Report S/N: 1M2109090102-14.A3L	Test Dates: 9/9 – 11/18/2021	EUT Type: Portable Handset		Page 167 of 305

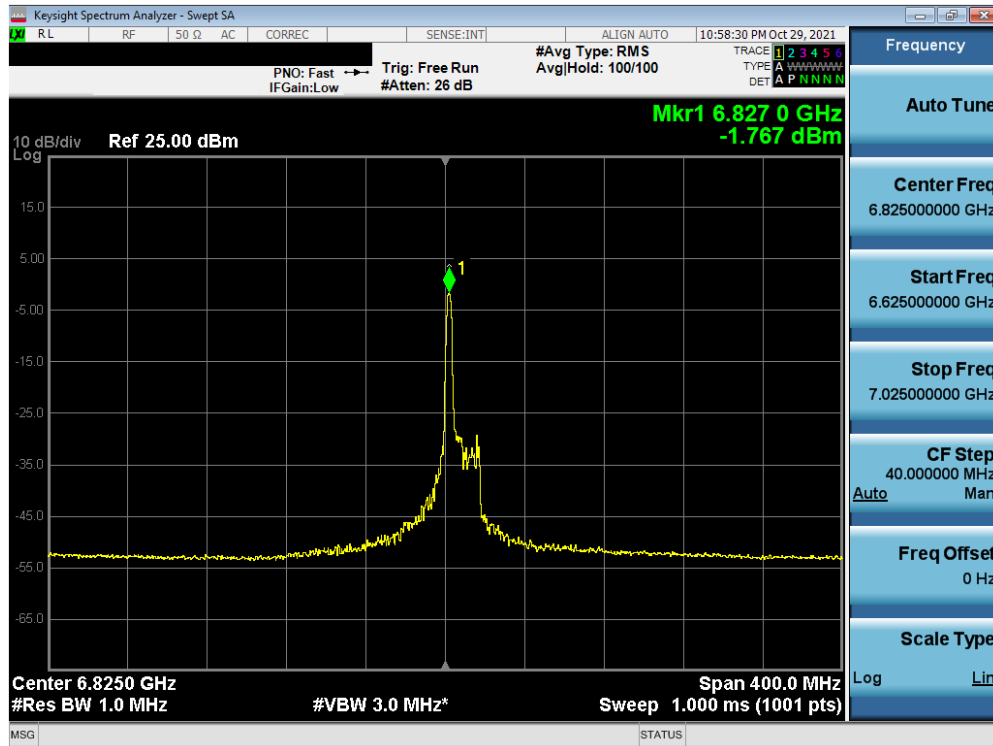


Plot 7-275. Power Spectral Density Plot MIMO ANT2 (160MHz BW (U) 802.11ax (26 Tones) (UNII Band 7) – Ch. 143)

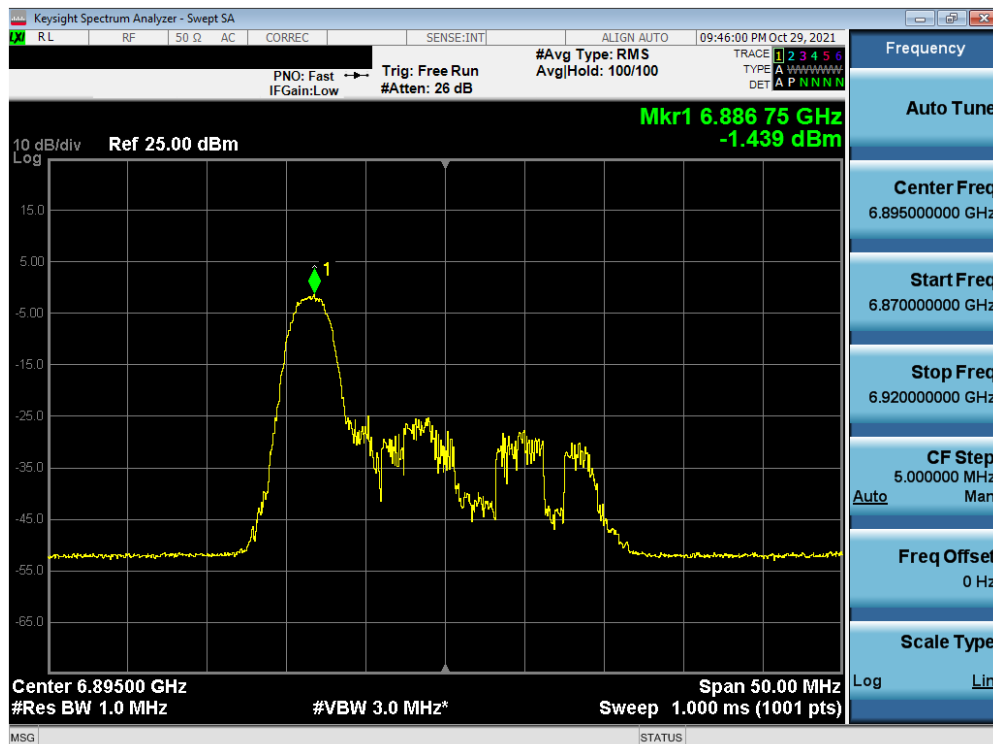


Plot 7-276. Power Spectral Density Plot MIMO ANT2 (160MHz BW (L) 802.11ax (26 Tones) (UNII Band 7) – Ch. 175)

FCC ID: A3LSMS908U	PCTEST Proud to be part of element	MEASUREMENT REPORT (CERTIFICATION)	SAMSUNG	Approved by: Quality Manager
Test Report S/N: 1M2109090102-14.A3L	Test Dates: 9/9 – 11/18/2021	EUT Type: Portable Handset		Page 168 of 305

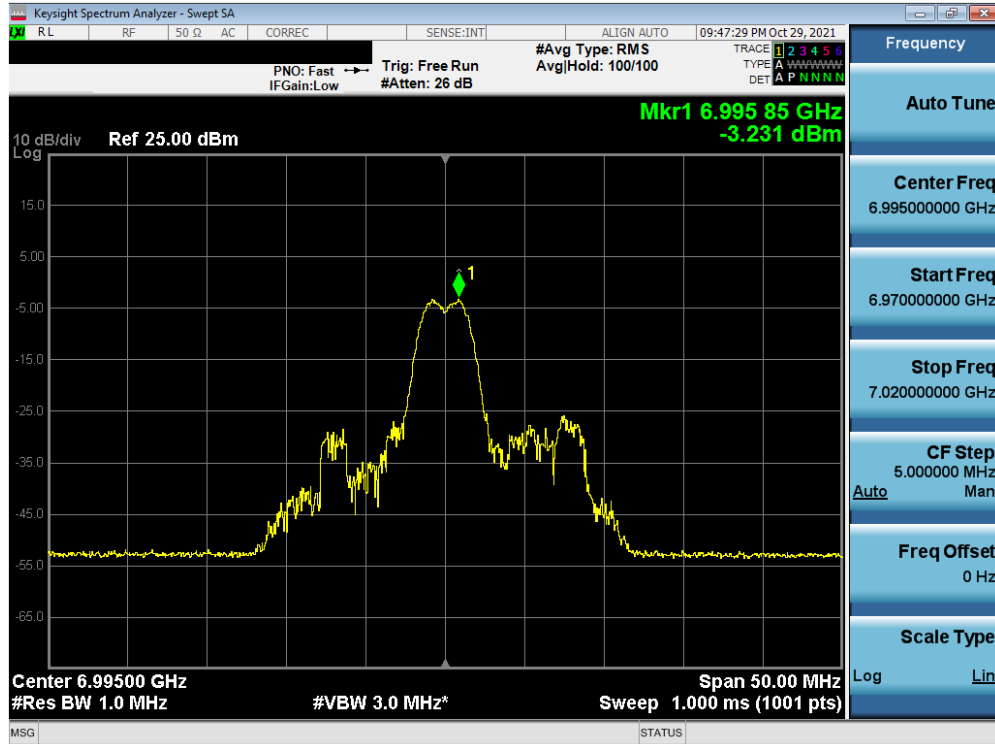


Plot 7-277. Power Spectral Density Plot MIMO ANT2 (160MHz BW (U) 802.11ax (26 Tones) (UNII Band 7) – Ch. 175)



Plot 7-278. Power Spectral Density Plot MIMO ANT2 (20MHz BW 802.11ax (26 Tones) (UNII Band 8) – Ch. 189)

FCC ID: A3LSMS908U		MEASUREMENT REPORT (CERTIFICATION)		Approved by: Quality Manager
Test Report S/N: 1M2109090102-14.A3L	Test Dates: 9/9 – 11/18/2021	EUT Type: Portable Handset		Page 169 of 305

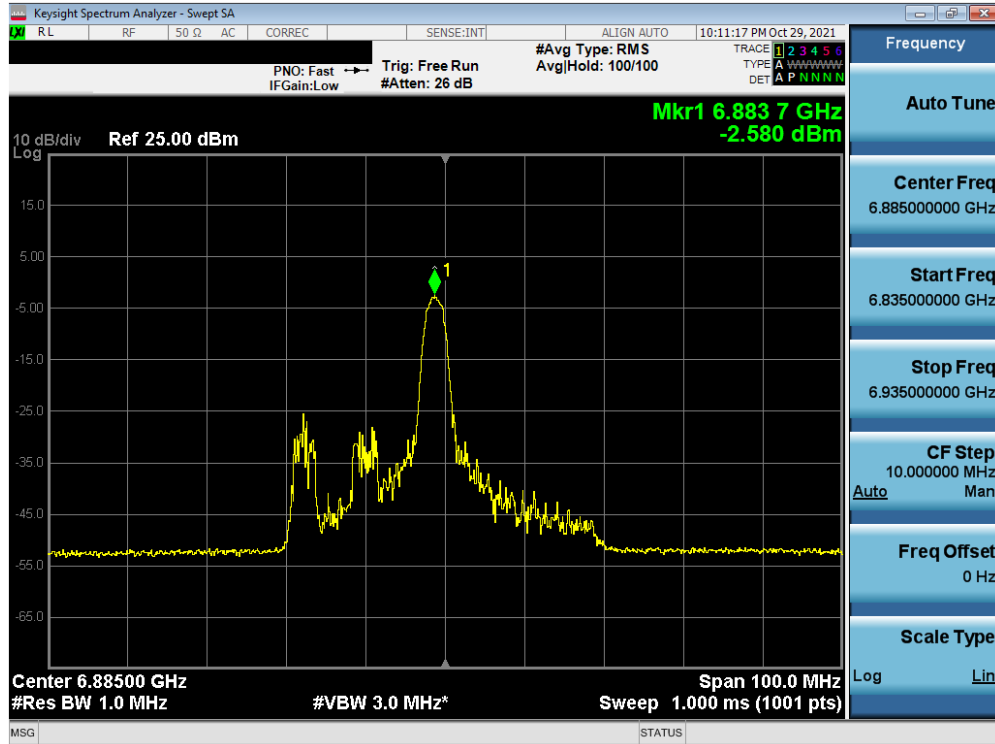


Plot 7-279. Power Spectral Density Plot MIMO ANT2 (20MHz BW 802.11ax (26 Tones) (UNII Band 8) – Ch. 209)

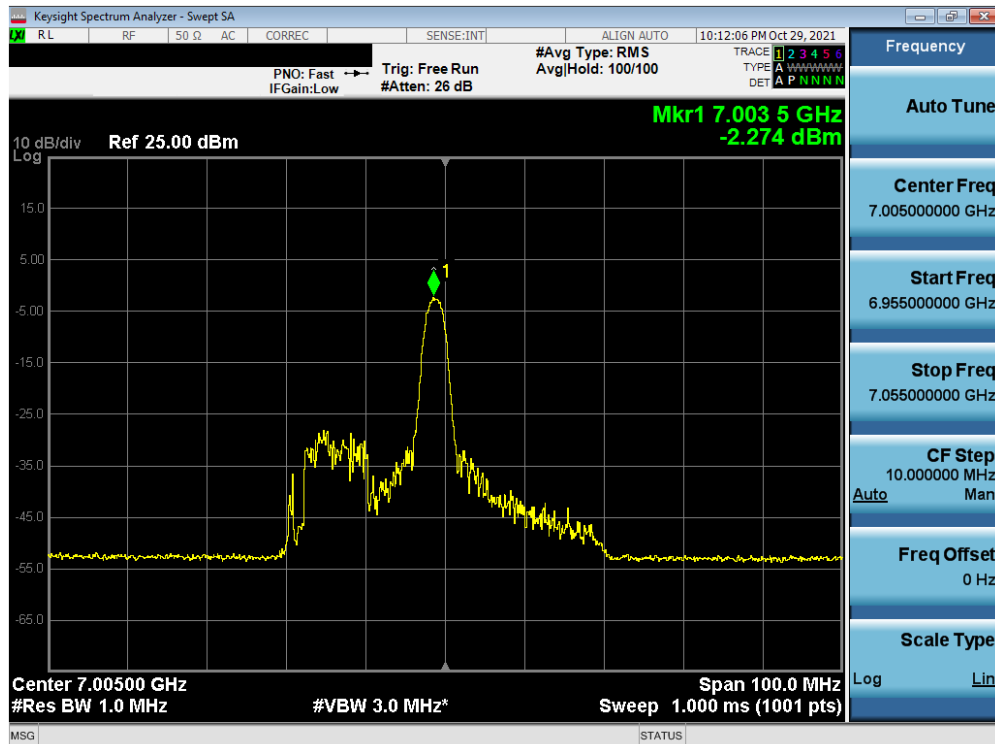


Plot 7-280. Power Spectral Density Plot MIMO ANT2 (20MHz BW 802.11ax (26 Tones) (UNII Band 8) – Ch. 233)

FCC ID: A3LSMS908U	PCTEST Proud to be part of element	MEASUREMENT REPORT (CERTIFICATION)	SAMSUNG	Approved by: Quality Manager
Test Report S/N: 1M2109090102-14.A3L	Test Dates: 9/9 – 11/18/2021	EUT Type: Portable Handset		Page 170 of 305

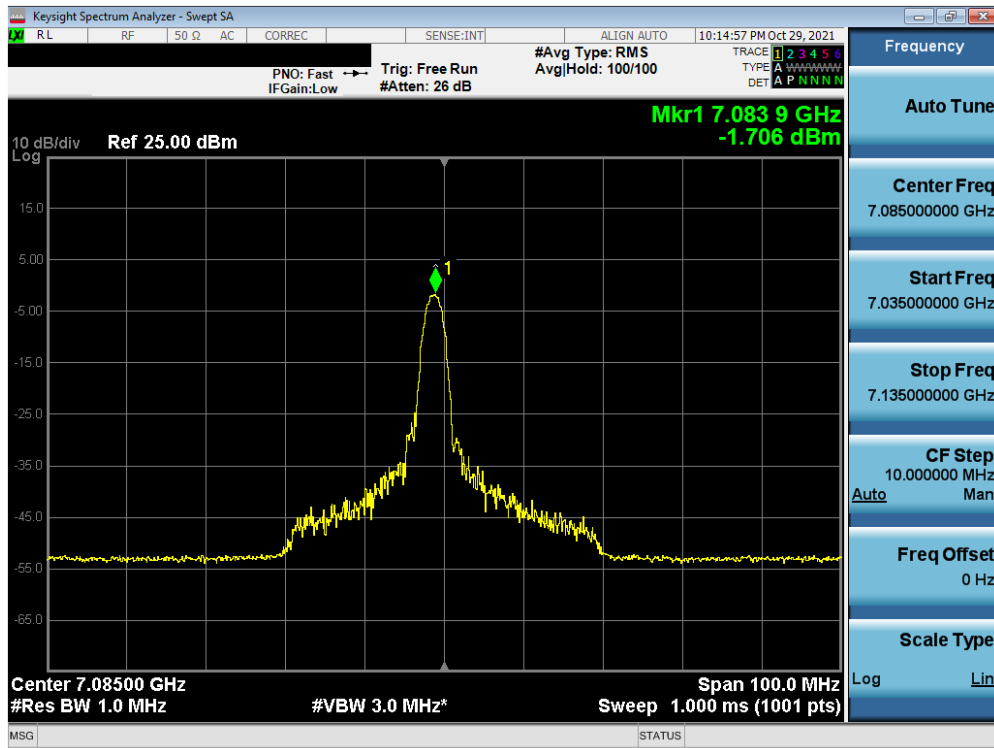


Plot 7-281. Power Spectral Density Plot MIMO ANT2 (40MHz BW 802.11ax (26 Tones) (UNII Band 8) – Ch. 187)

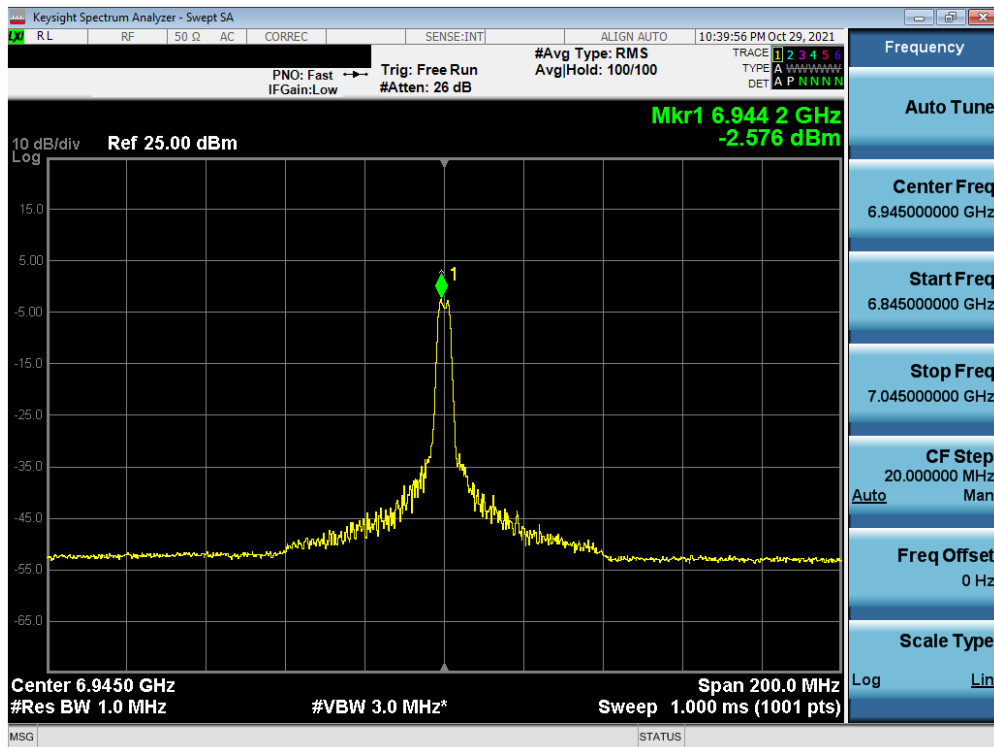


Plot 7-282. Power Spectral Density Plot MIMO ANT2 (40MHz BW 802.11ax (26 Tones) (UNII Band 8) – Ch. 211)

FCC ID: A3LSMS908U	PCTEST Proud to be part of element	MEASUREMENT REPORT (CERTIFICATION)	SAMSUNG	Approved by: Quality Manager
Test Report S/N: 1M2109090102-14.A3L	Test Dates: 9/9 – 11/18/2021	EUT Type: Portable Handset		Page 171 of 305

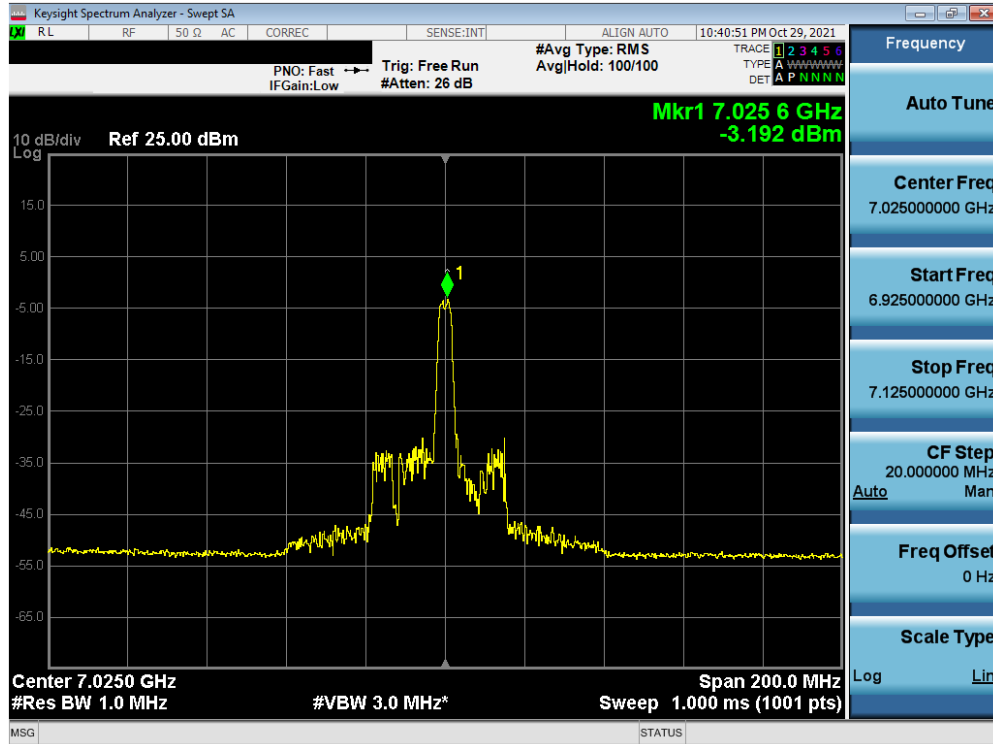


Plot 7-283. Power Spectral Density Plot MIMO ANT2 (40MHz BW 802.11ax (26 Tones) (UNII Band 8) – Ch. 227)

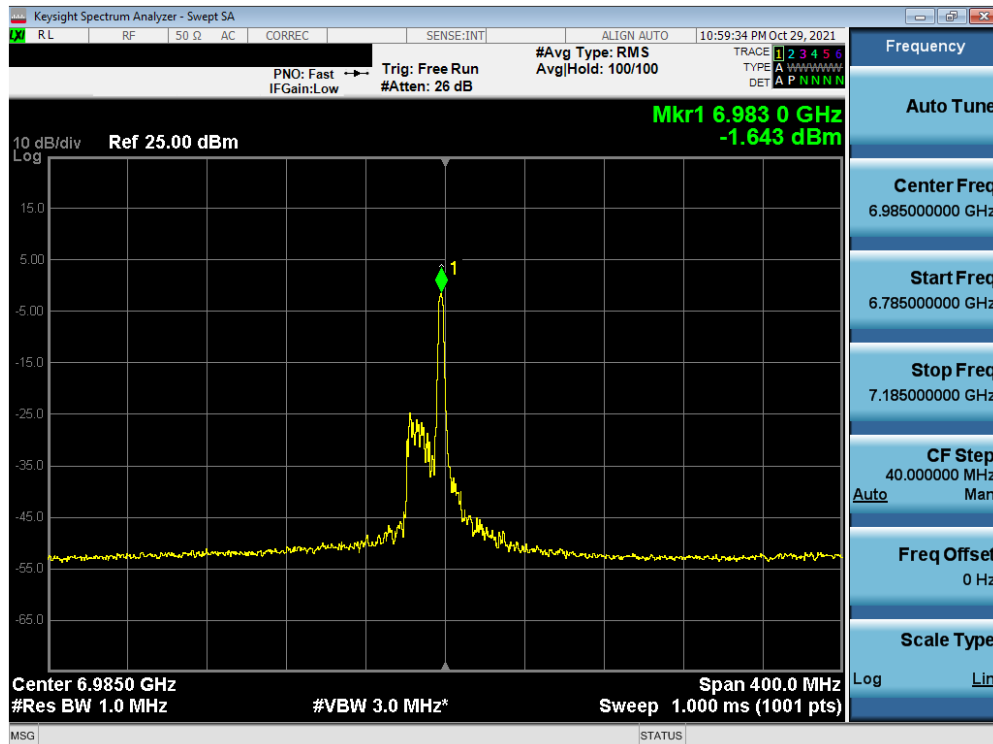


Plot 7-284. Power Spectral Density Plot MIMO ANT2 (80MHz BW 802.11ax (26 Tones) (UNII Band 8) – Ch. 199)

FCC ID: A3LSMS908U	PCTEST Proud to be part of element	MEASUREMENT REPORT (CERTIFICATION)	SAMSUNG	Approved by: Quality Manager
Test Report S/N: 1M2109090102-14.A3L	Test Dates: 9/9 – 11/18/2021	EUT Type: Portable Handset		Page 172 of 305

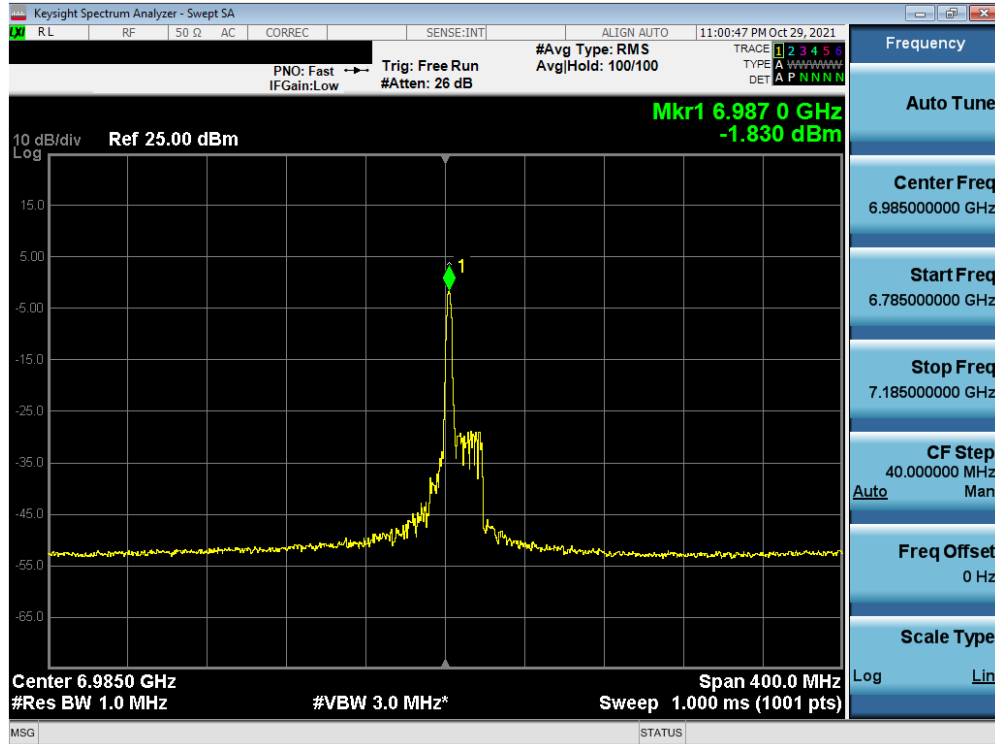


Plot 7-285. Power Spectral Density Plot MIMO ANT2 (80MHz BW 802.11ax (26 Tones) (UNII Band 8) – Ch. 215)



Plot 7-286. Power Spectral Density Plot MIMO ANT2 (160MHz BW (L) 802.11ax (26 Tones) (UNII Band 8) – Ch. 207)

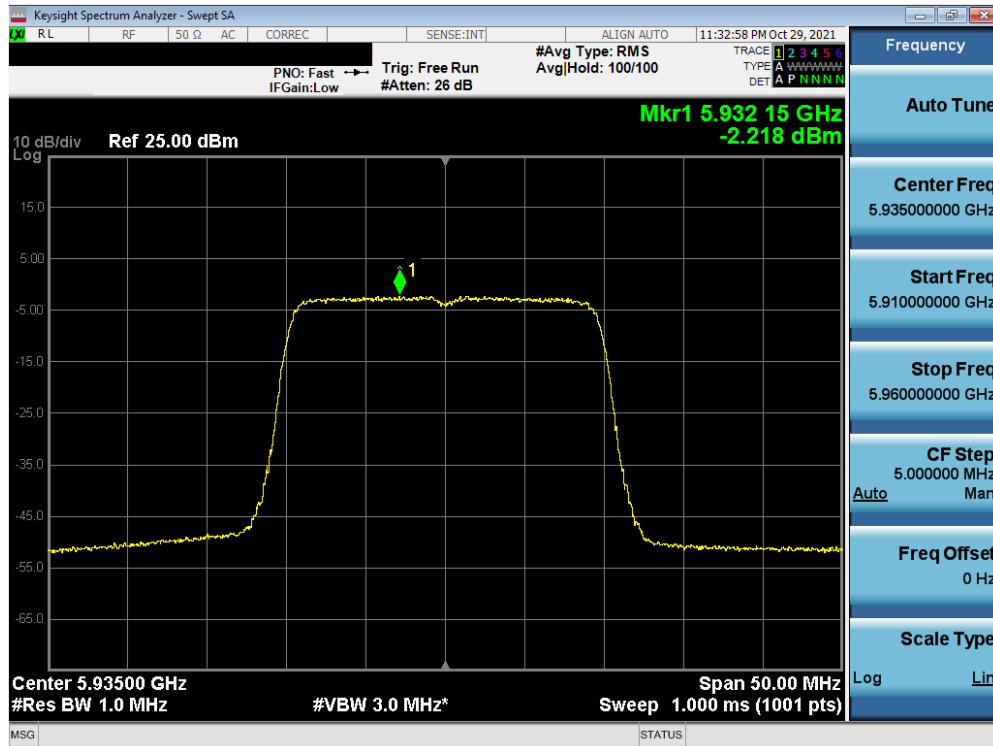
FCC ID: A3LSMS908U	PCTEST Proud to be part of element	MEASUREMENT REPORT (CERTIFICATION)	SAMSUNG	Approved by: Quality Manager
Test Report S/N: 1M2109090102-14.A3L	Test Dates: 9/9 – 11/18/2021	EUT Type: Portable Handset		Page 173 of 305



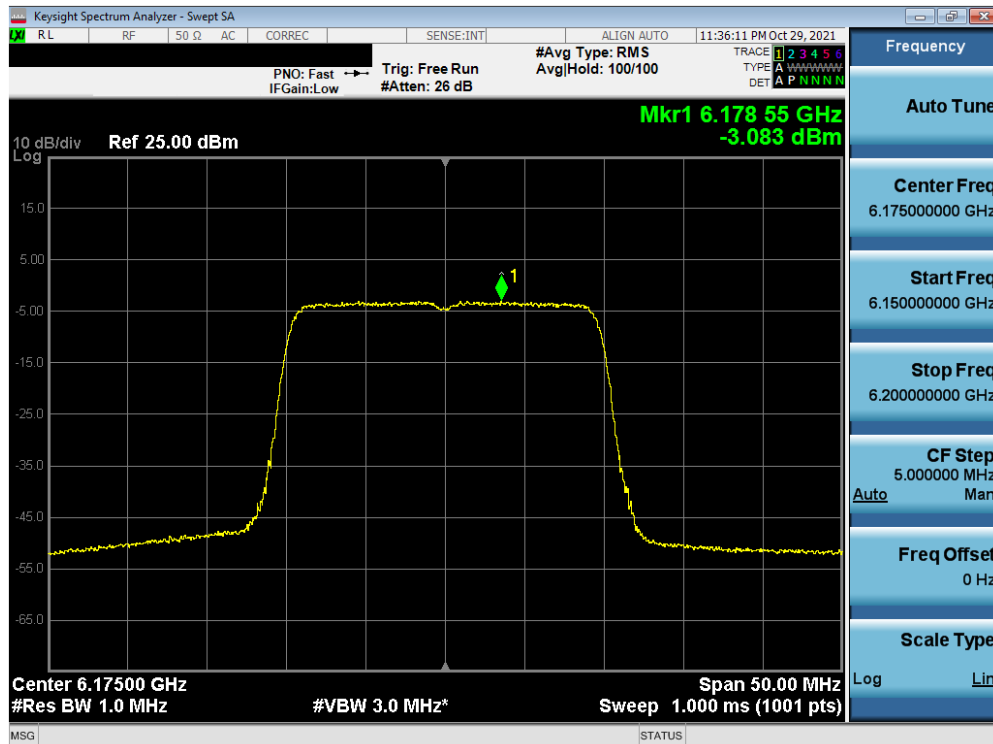
Plot 7-287. Power Spectral Density Plot MIMO ANT2 (160MHz BW (U) 802.11ax (26 Tones) (UNII Band 8) – Ch. 207)

FCC ID: A3LSMS908U	 PCTEST Proud to be part of 	MEASUREMENT REPORT (CERTIFICATION)		Approved by: Quality Manager
Test Report S/N: 1M2109090102-14.A3L	Test Dates: 9/9 – 11/18/2021	EUT Type: Portable Handset		Page 174 of 305

MIMO Antenna-2 Power Spectral Density Measurements (FULL Tones)

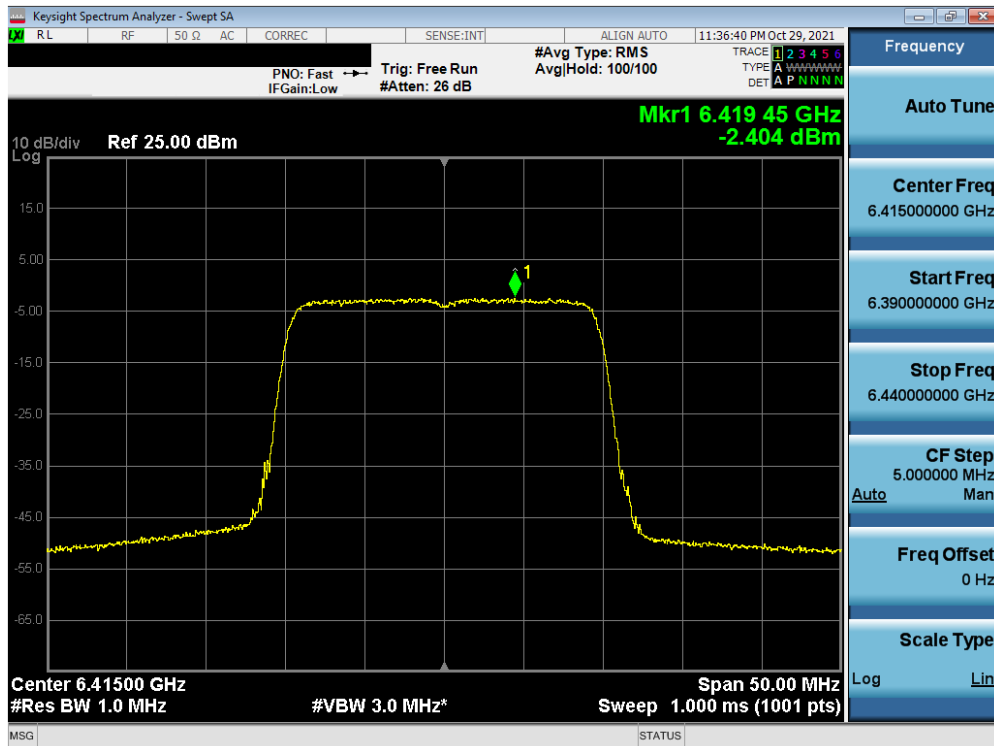


Plot 7-288. Power Spectral Density Plot MIMO ANT2 (20MHz 802.11ax (FULL Tones) (UNII Band 5) – Ch. 2)

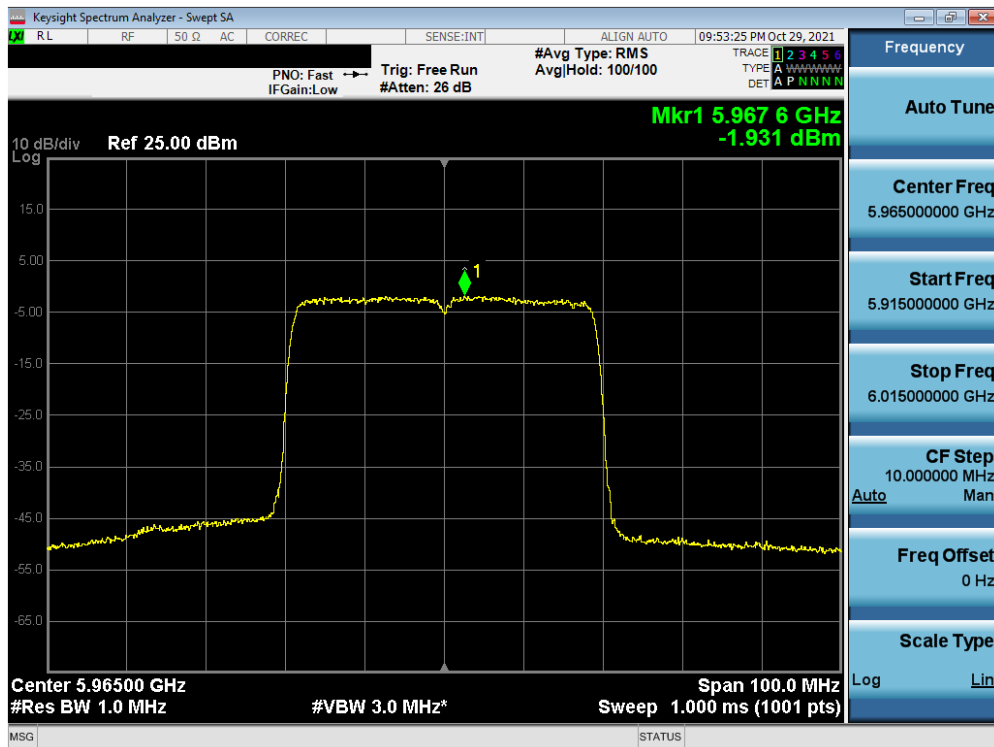


Plot 7-289. Power Spectral Density Plot MIMO ANT2 (20MHz BW 802.11ax (FULL Tones) (UNII Band 5) – Ch. 45)

FCC ID: A3LSMS908U	PCTEST Proud to be part of element	MEASUREMENT REPORT (CERTIFICATION)	SAMSUNG	Approved by: Quality Manager
Test Report S/N: 1M2109090102-14.A3L	Test Dates: 9/9 – 11/18/2021	EUT Type: Portable Handset		Page 175 of 305

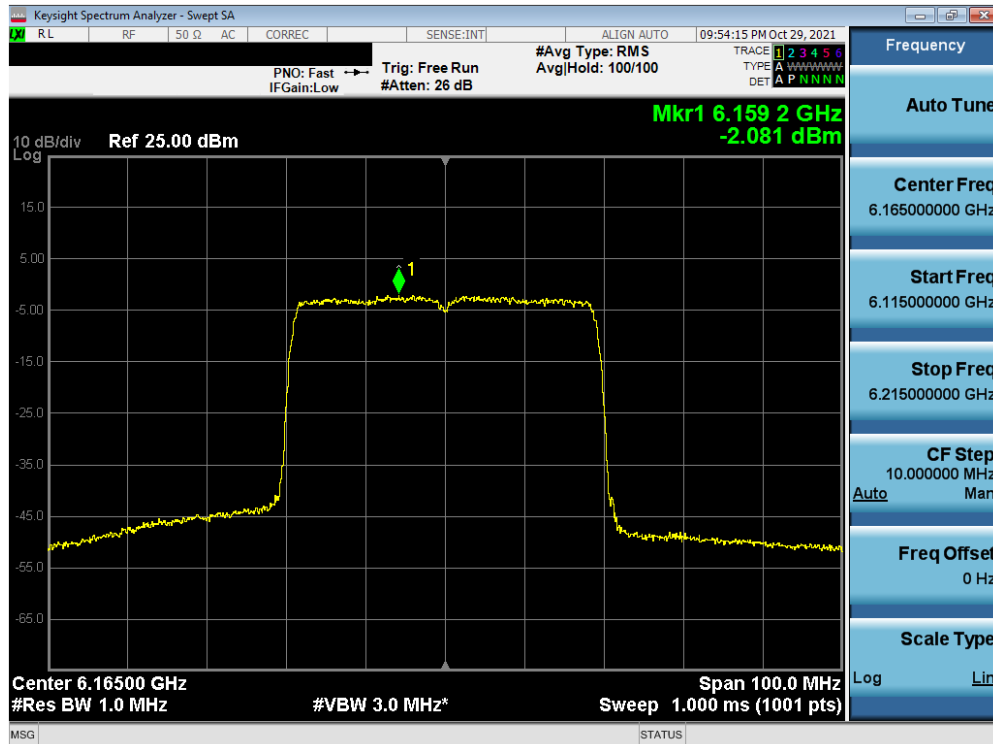


Plot 7-290. Power Spectral Density Plot MIMO ANT2 (20MHz BW 802.11ax (FULL Tones) UNII Band 5) – Ch. 93)

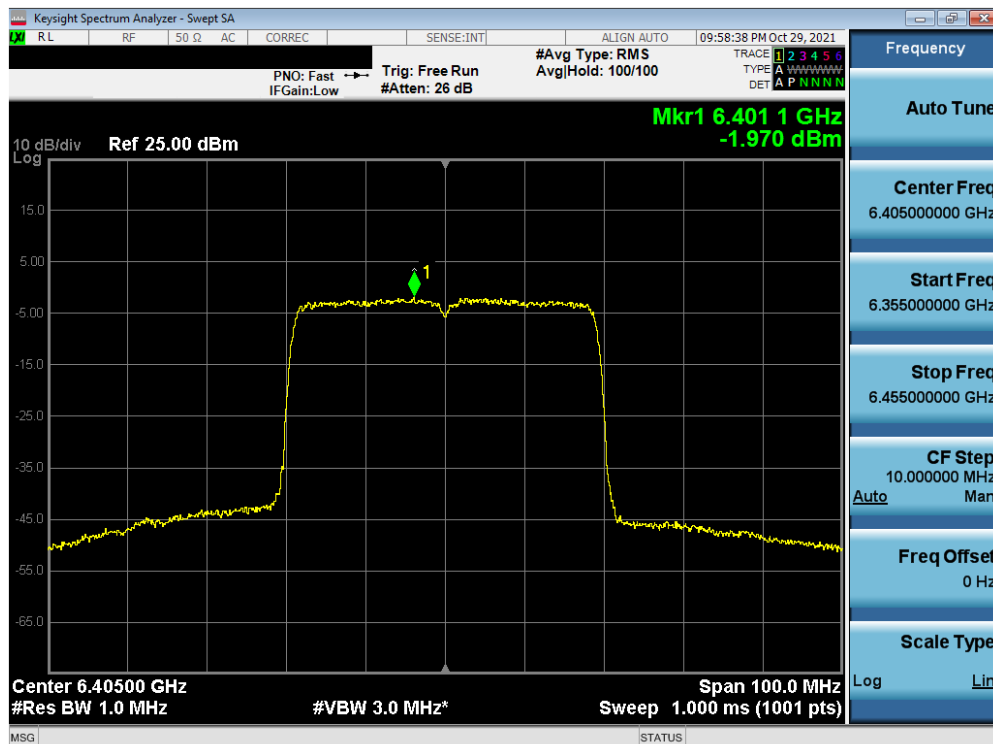


Plot 7-291. Power Spectral Density Plot MIMO ANT2 (40MHz BW 802.11ax (FULL Tones) (UNII Band 5) – Ch. 3)

FCC ID: A3LSMS908U	PCTEST Proud to be part of element	MEASUREMENT REPORT (CERTIFICATION)	SAMSUNG	Approved by: Quality Manager
Test Report S/N: 1M2109090102-14.A3L	Test Dates: 9/9 – 11/18/2021	EUT Type: Portable Handset		Page 176 of 305

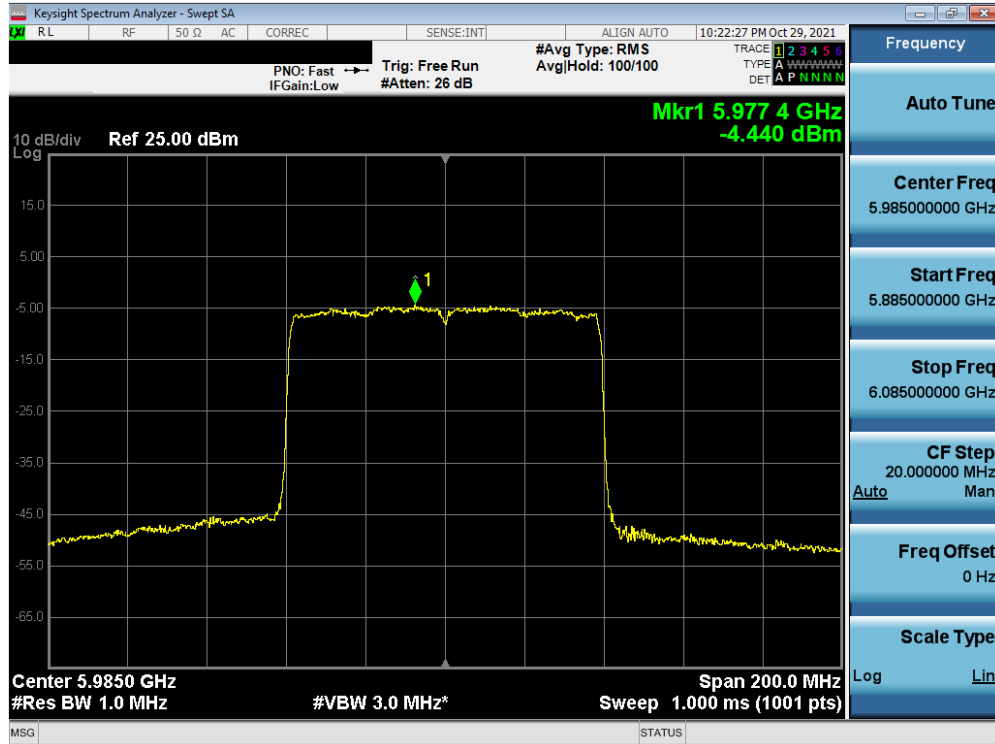


Plot 7-292. Power Spectral Density Plot MIMO ANT2 (40MHz BW 802.11ax (FULL Tones) (UNII Band 5) – Ch. 43)

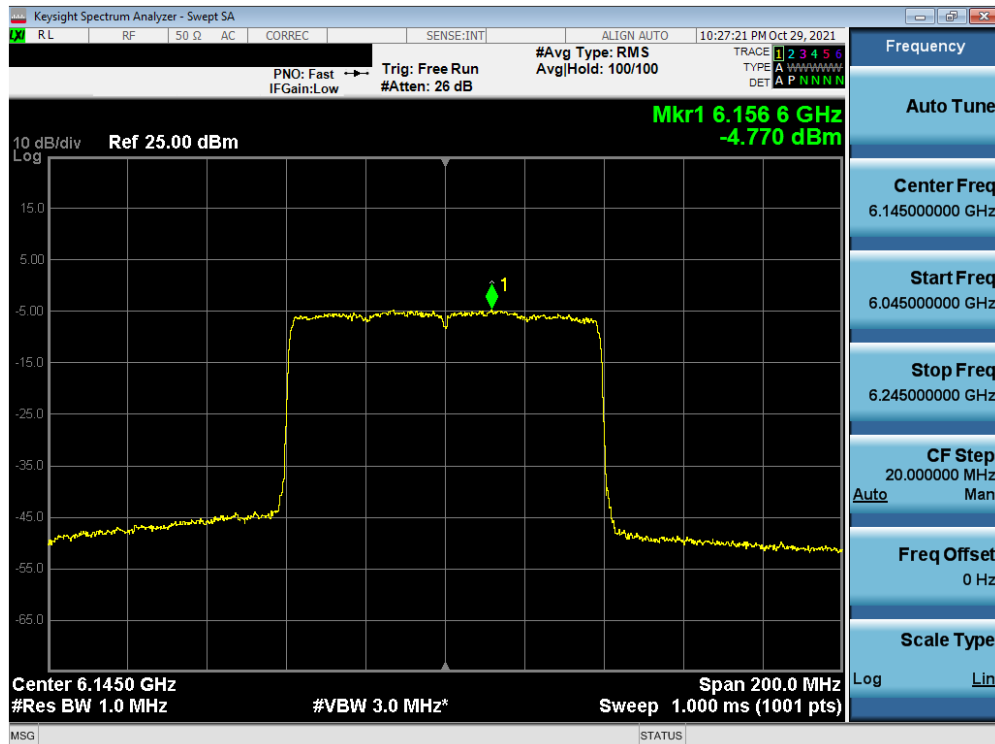


Plot 7-293. Power Spectral Density Plot MIMO ANT2 (40MHz BW 802.11ax (FULL Tones) (UNII Band 5) – Ch. 91)

FCC ID: A3LSMS908U	PCTEST Proud to be part of element	MEASUREMENT REPORT (CERTIFICATION)	SAMSUNG	Approved by: Quality Manager
Test Report S/N: 1M2109090102-14.A3L	Test Dates: 9/9 – 11/18/2021	EUT Type: Portable Handset		Page 177 of 305

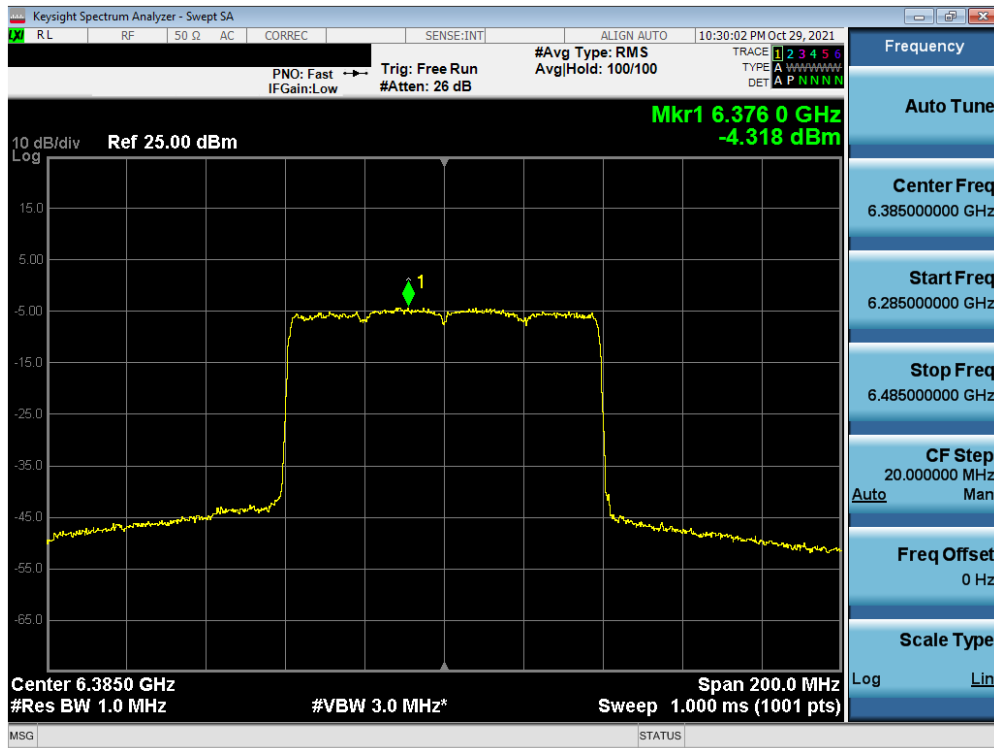


Plot 7-294. Power Spectral Density Plot MIMO ANT2 (80MHz BW 802.11ax (FULL Tones) (UNII Band 5) – Ch. 7)

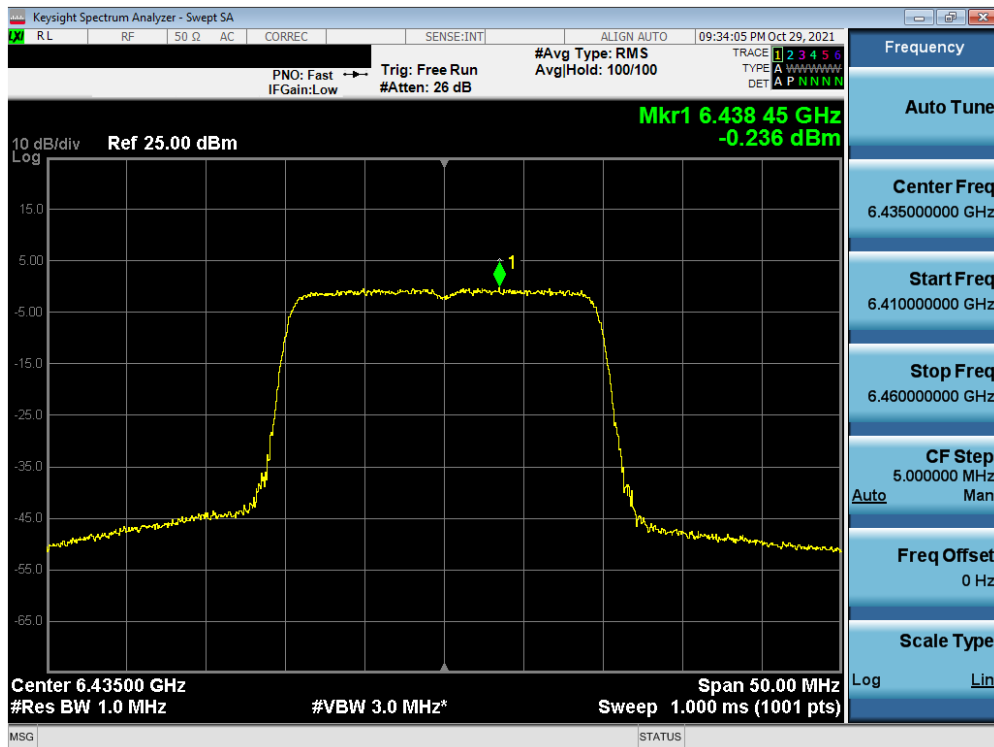


Plot 7-295. Power Spectral Density Plot MIMO ANT2 (80MHz BW 802.11ax (FULL Tones) (UNII Band 5) – Ch. 39)

FCC ID: A3LSMS908U	PCTEST Proud to be part of element	MEASUREMENT REPORT (CERTIFICATION)	SAMSUNG	Approved by: Quality Manager
Test Report S/N: 1M2109090102-14.A3L	Test Dates: 9/9 – 11/18/2021	EUT Type: Portable Handset		Page 178 of 305

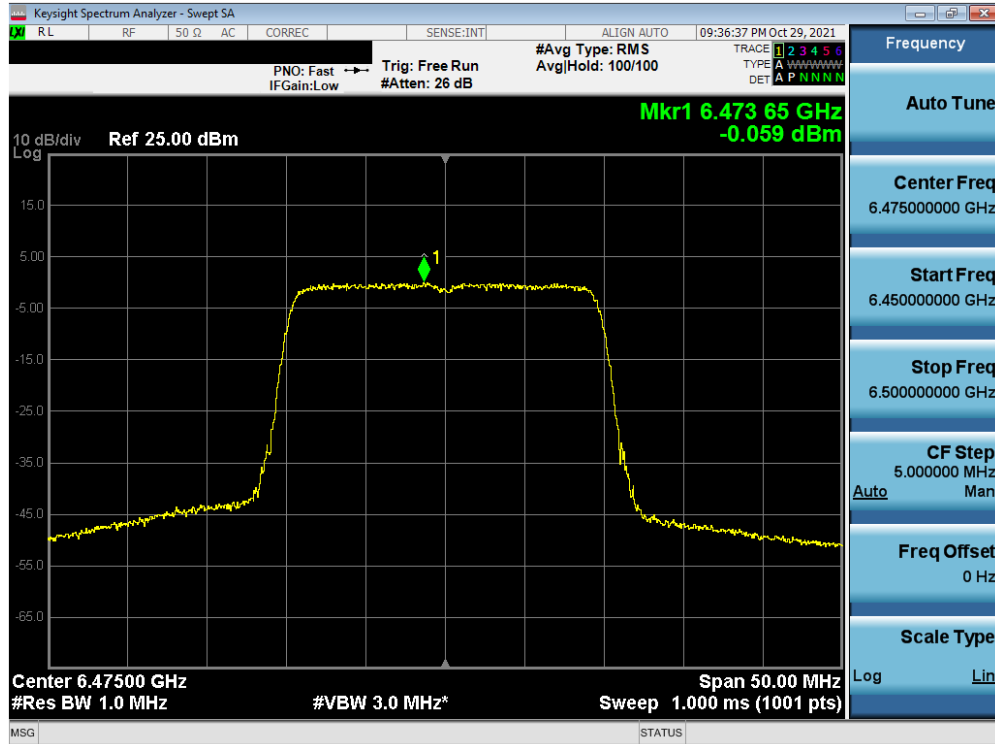


Plot 7-296. Power Spectral Density Plot MIMO ANT2 (80MHz BW 802.11ax (FULL Tones) (UNII Band 5) – Ch. 87)

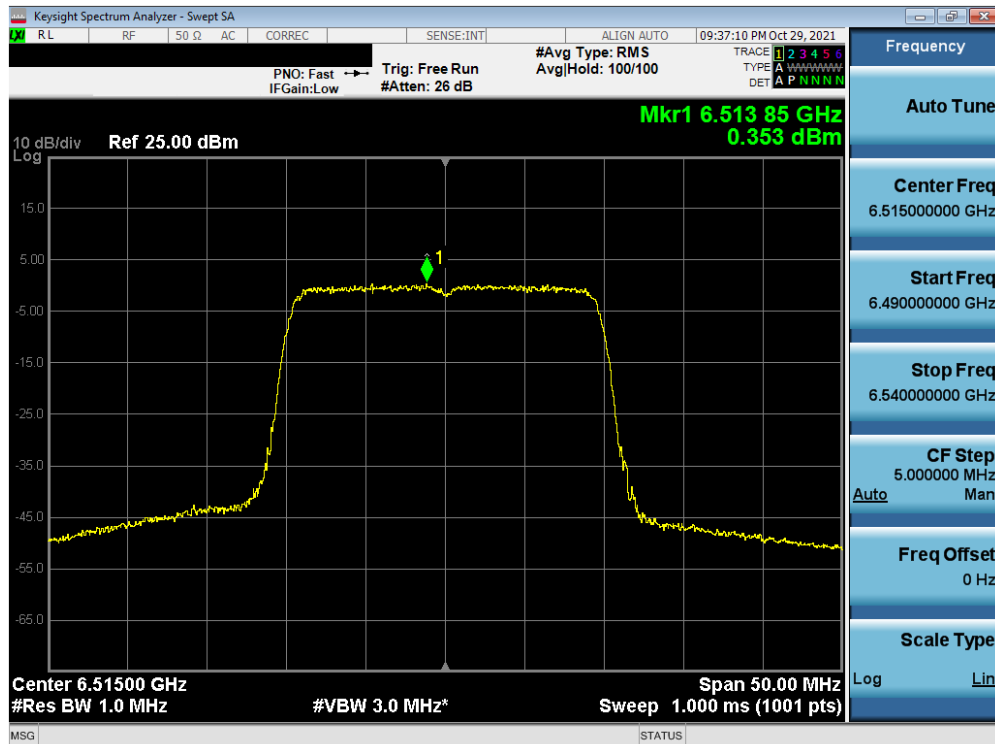


Plot 7-297. Power Spectral Density Plot MIMO ANT2 (20MHz BW 802.11ax (FULL Tones) (UNII Band 6) – Ch. 97)

FCC ID: A3LSMS908U	PCTEST Proud to be part of element	MEASUREMENT REPORT (CERTIFICATION)	SAMSUNG	Approved by: Quality Manager
Test Report S/N: 1M2109090102-14.A3L	Test Dates: 9/9 – 11/18/2021	EUT Type: Portable Handset		Page 179 of 305

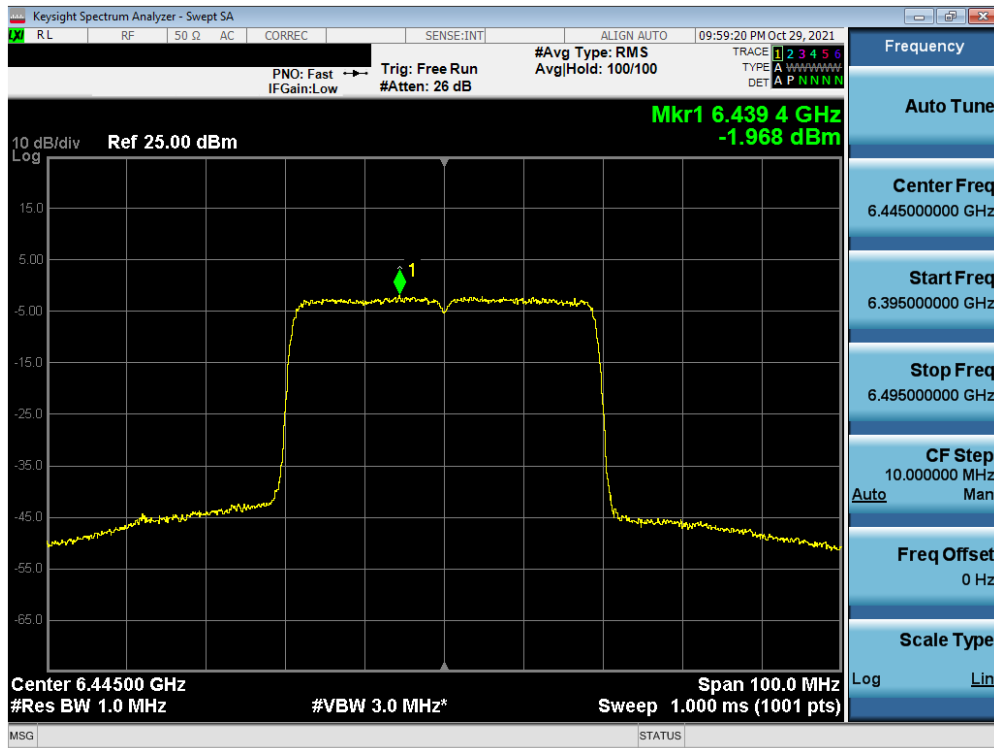


Plot 7-298. Power Spectral Density Plot MIMO ANT2 (20MHz BW 802.11ax (FULL Tones) (UNII Band 6) – Ch. 105)

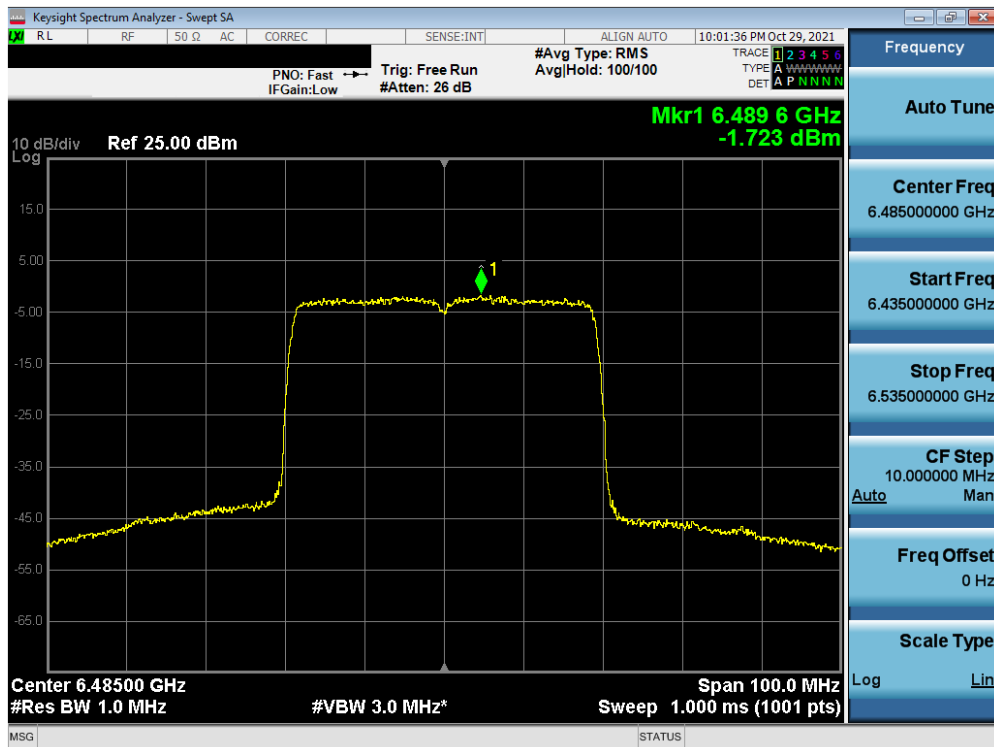


Plot 7-299. Power Spectral Density Plot MIMO ANT2 (20MHz BW 802.11ax (FULL Tones) (UNII Band 6) – Ch. 113)

FCC ID: A3LSMS908U	PCTEST Proud to be part of element	MEASUREMENT REPORT (CERTIFICATION)	SAMSUNG	Approved by: Quality Manager
Test Report S/N: 1M2109090102-14.A3L	Test Dates: 9/9 – 11/18/2021	EUT Type: Portable Handset		Page 180 of 305

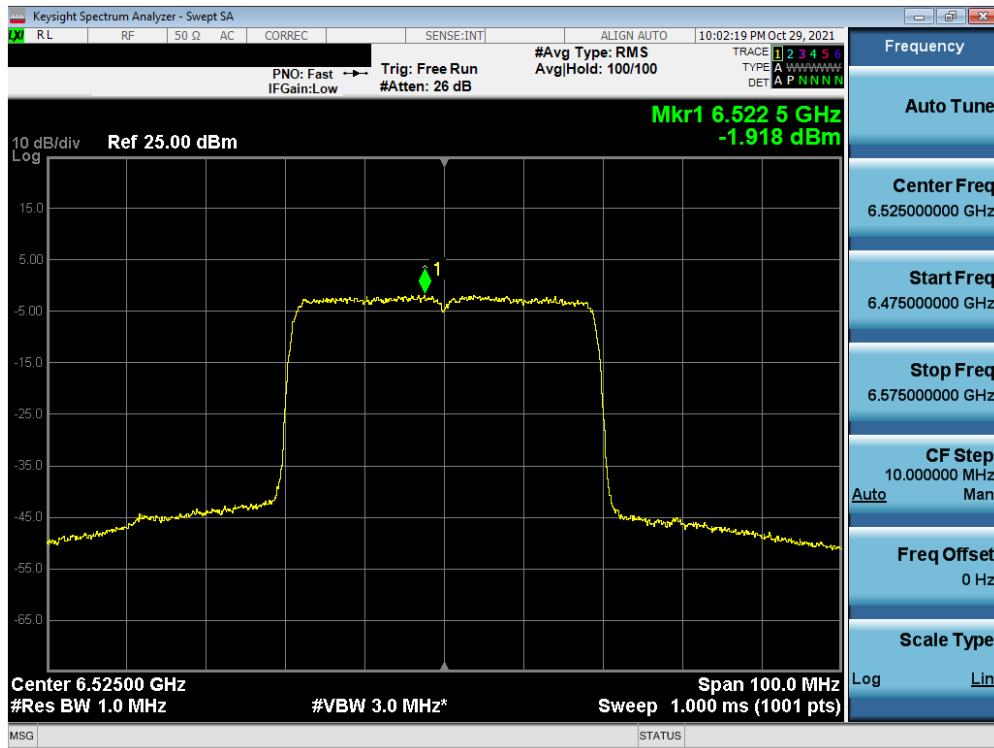


Plot 7-300. Power Spectral Density Plot MIMO ANT2 (40MHz BW 802.11ax (FULL Tones) (UNII Band 6) – Ch. 99)

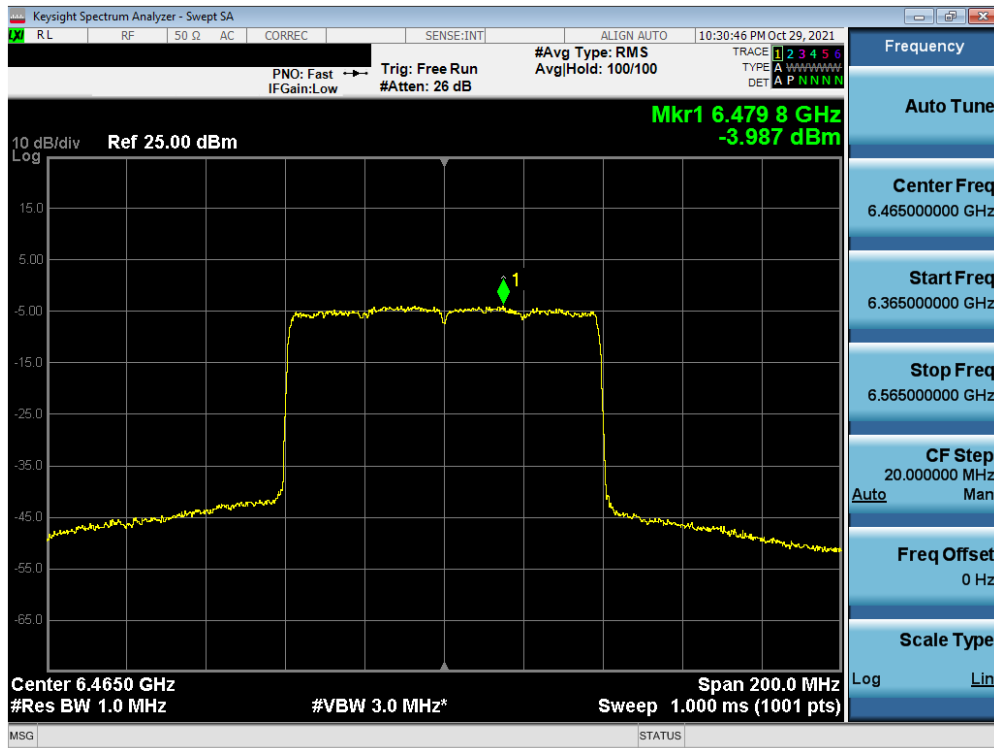


Plot 7-301. Power Spectral Density Plot MIMO ANT2 (40MHz BW 802.11ax (FULL Tones) (UNII Band 6) – Ch. 107)

FCC ID: A3LSMS908U	PCTEST Proud to be part of element	MEASUREMENT REPORT (CERTIFICATION)	SAMSUNG	Approved by: Quality Manager
Test Report S/N: 1M2109090102-14.A3L	Test Dates: 9/9 – 11/18/2021	EUT Type: Portable Handset		Page 181 of 305

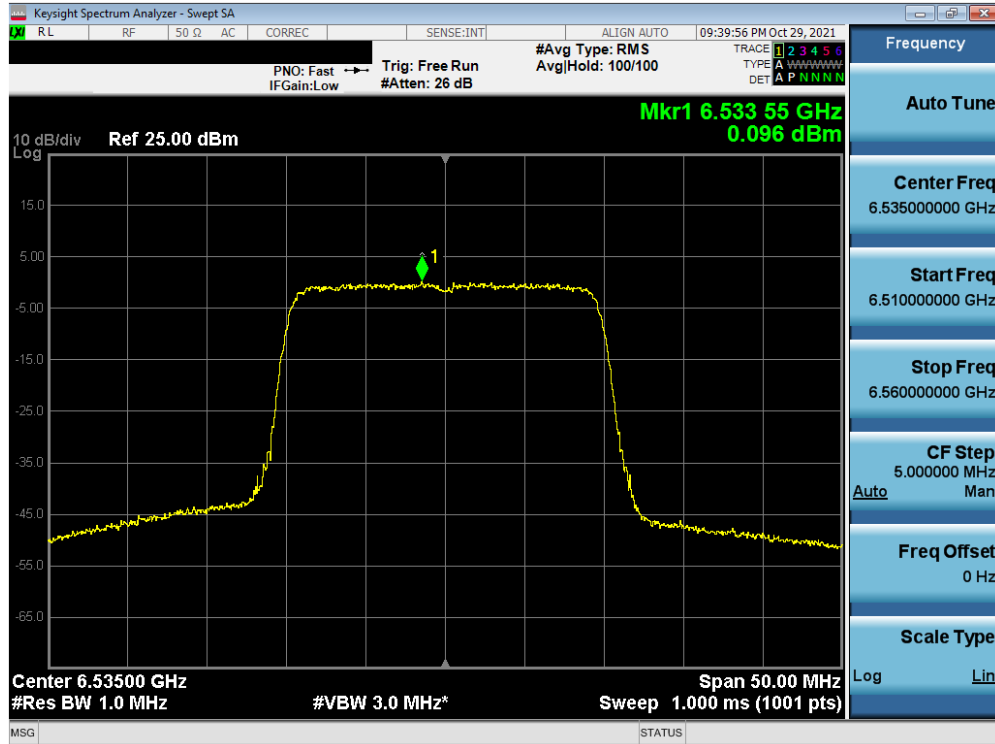


Plot 7-302. Power Spectral Density Plot MIMO ANT2 (40MHz BW 802.11ax (FULL Tones) (UNII Band 6) – Ch. 115)

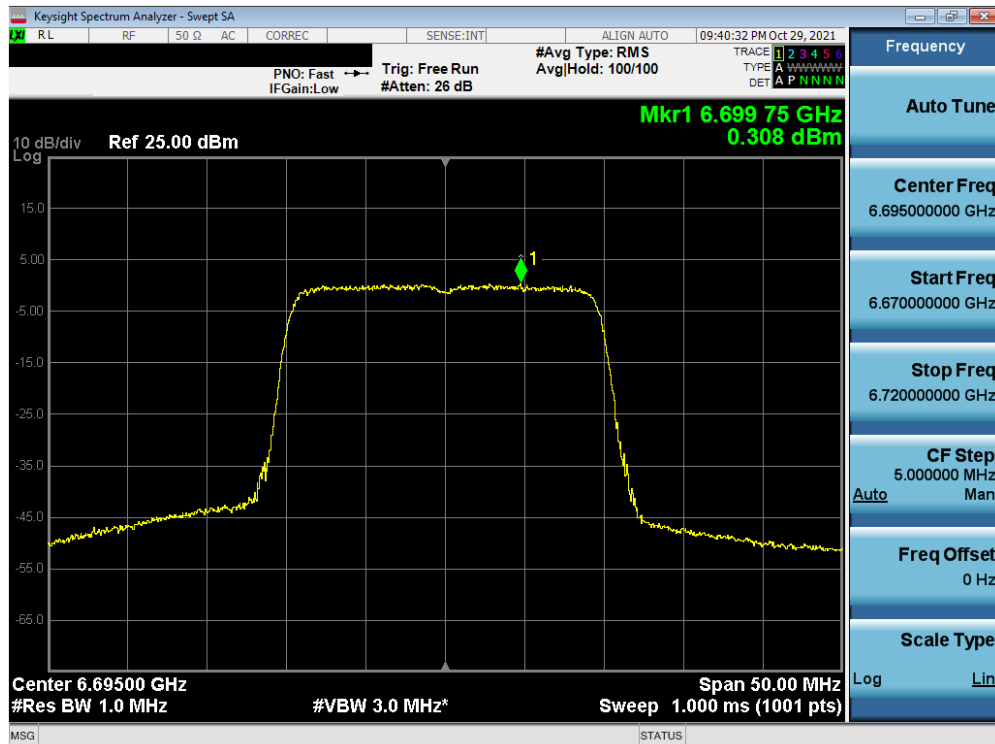


Plot 7-303. Power Spectral Density Plot MIMO ANT2 (80MHz BW 802.11ax (FULL Tones) (UNII Band 6) – Ch. 103)

FCC ID: A3LSMS908U	PCTEST Proud to be part of element	MEASUREMENT REPORT (CERTIFICATION)	SAMSUNG	Approved by: Quality Manager
Test Report S/N: 1M2109090102-14.A3L	Test Dates: 9/9 – 11/18/2021	EUT Type: Portable Handset		Page 182 of 305

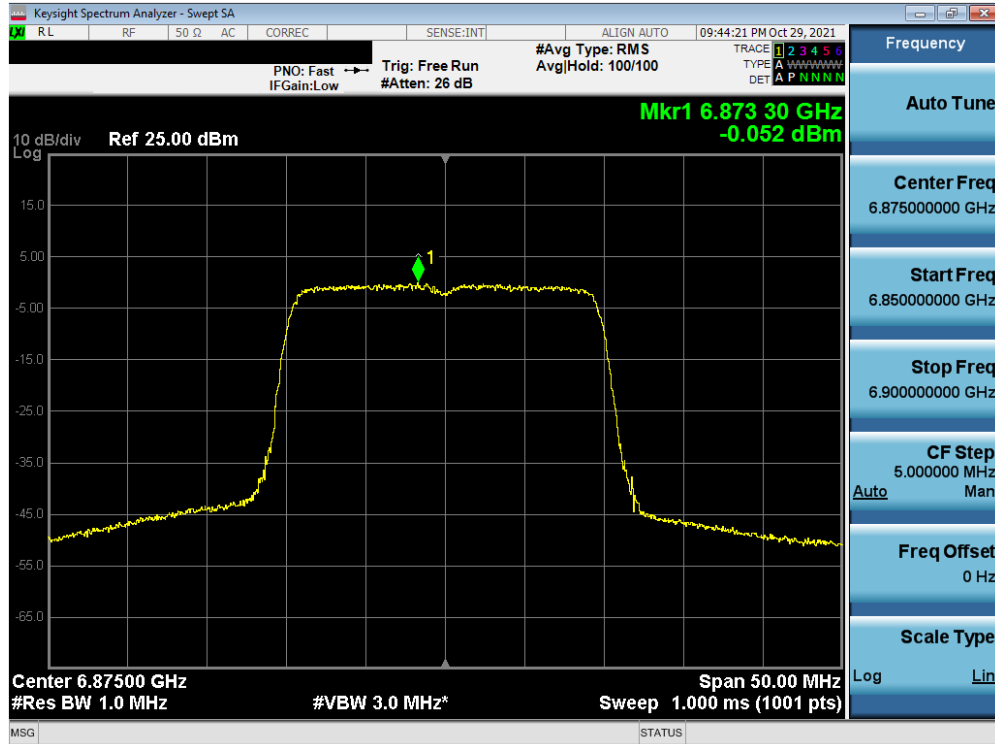


Plot 7-304. Power Spectral Density Plot MIMO ANT2 (20MHz BW 802.11ax (FULL Tones) (UNII Band 7) – Ch. 117)



Plot 7-305. Power Spectral Density Plot MIMO ANT2 (20MHz BW 802.11ax (FULL Tones) (UNII Band 7) – Ch. 149)

FCC ID: A3LSMS908U	PCTEST Proud to be part of element	MEASUREMENT REPORT (CERTIFICATION)	SAMSUNG	Approved by: Quality Manager
Test Report S/N: 1M2109090102-14.A3L	Test Dates: 9/9 – 11/18/2021	EUT Type: Portable Handset		Page 183 of 305

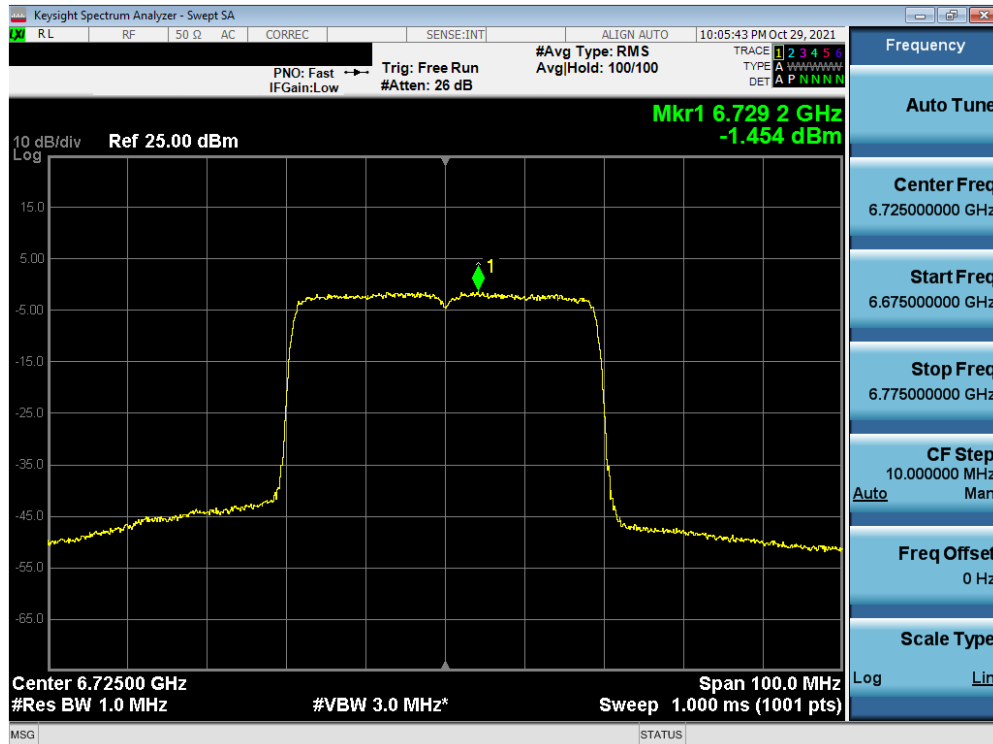


Plot 7-306. Power Spectral Density Plot MIMO ANT2 (20MHz BW 802.11ax (FULL Tones) (UNII Band 7) – Ch. 185)

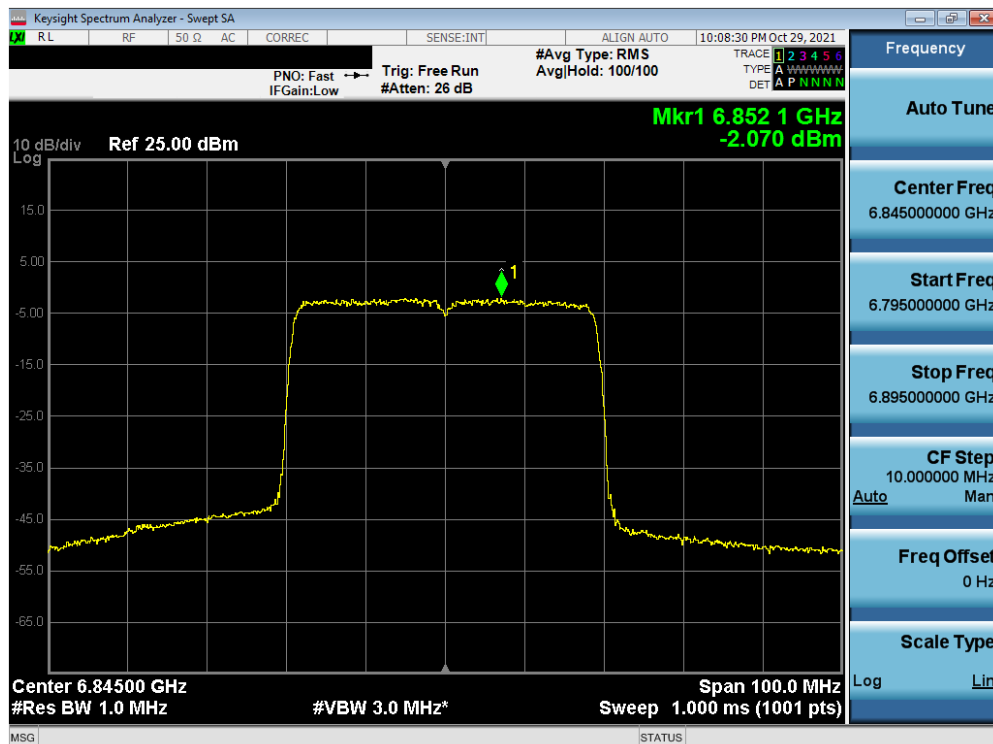


Plot 7-307. Power Spectral Density Plot MIMO ANT2 (40MHz BW 802.11ax (FULL Tones) (UNII Band 7) – Ch. 123)

FCC ID: A3LSMS908U	PCTEST Proud to be part of element	MEASUREMENT REPORT (CERTIFICATION)	SAMSUNG	Approved by: Quality Manager
Test Report S/N: 1M2109090102-14.A3L	Test Dates: 9/9 – 11/18/2021	EUT Type: Portable Handset		Page 184 of 305

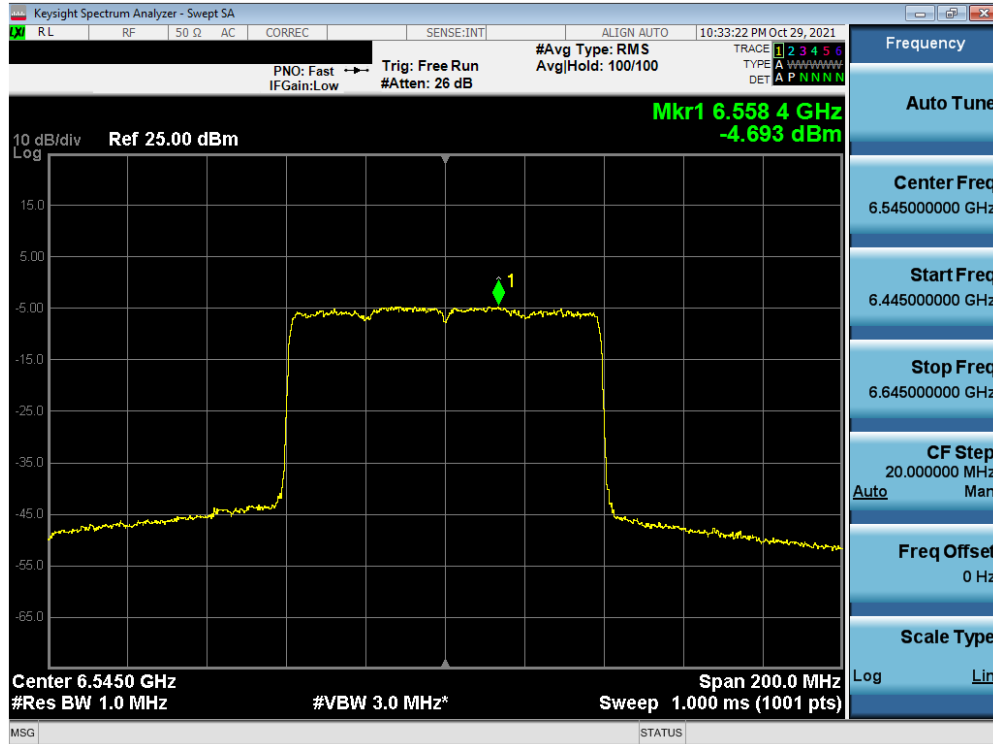


Plot 7-308. Power Spectral Density Plot MIMO ANT2 (40MHz BW 802.11ax (FULL Tones) (UNII Band 7) – Ch. 155)

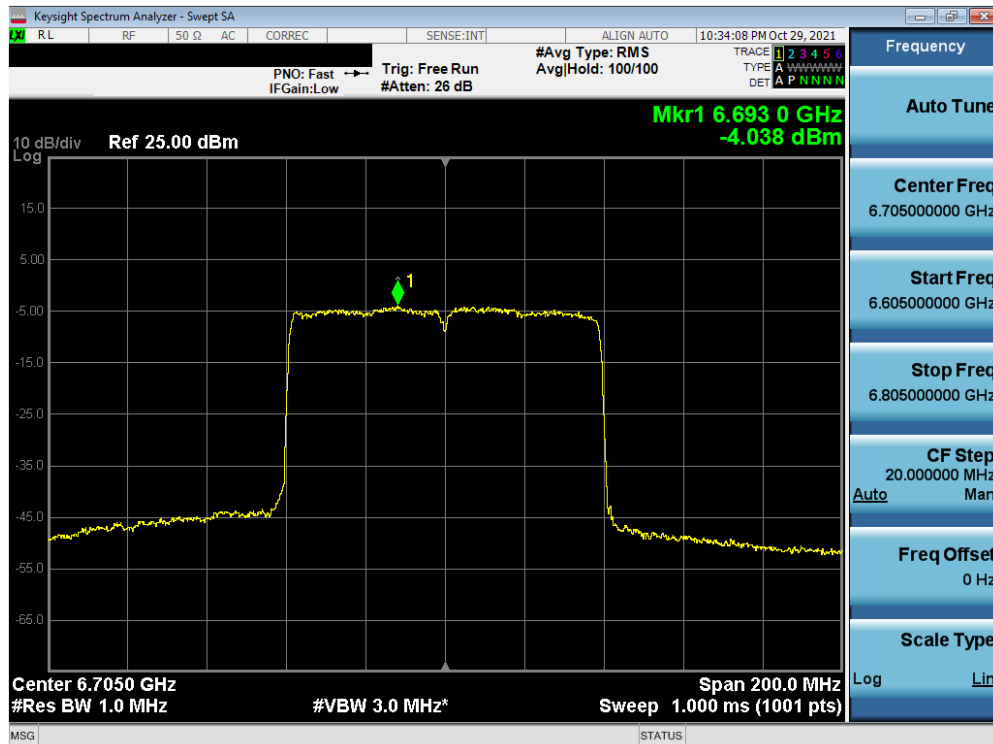


Plot 7-309. Power Spectral Density Plot MIMO ANT2 (40MHz BW 802.11ax (FULL Tones) (UNII Band 7) – Ch. 179)

FCC ID: A3LSMS908U	PCTEST Proud to be part of element	MEASUREMENT REPORT (CERTIFICATION)	SAMSUNG	Approved by: Quality Manager
Test Report S/N: 1M2109090102-14.A3L	Test Dates: 9/9 – 11/18/2021	EUT Type: Portable Handset		Page 185 of 305

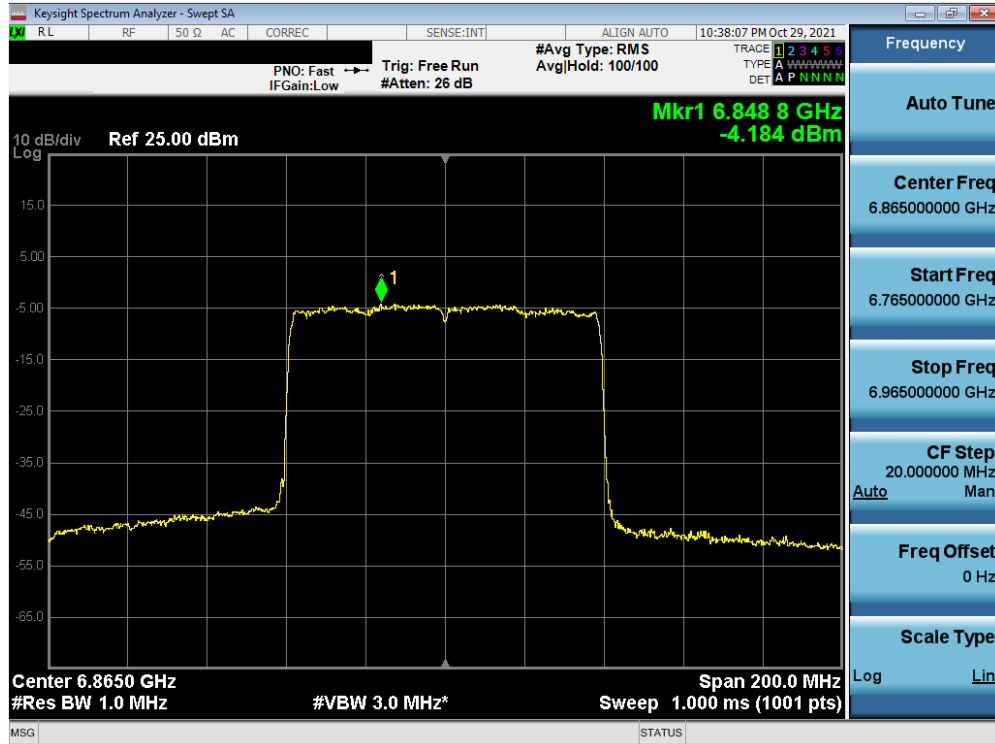


Plot 7-310. Power Spectral Density Plot MIMO ANT2 (80MHz BW 802.11ax (FULL Tones) (UNII Band 7) – Ch. 119)

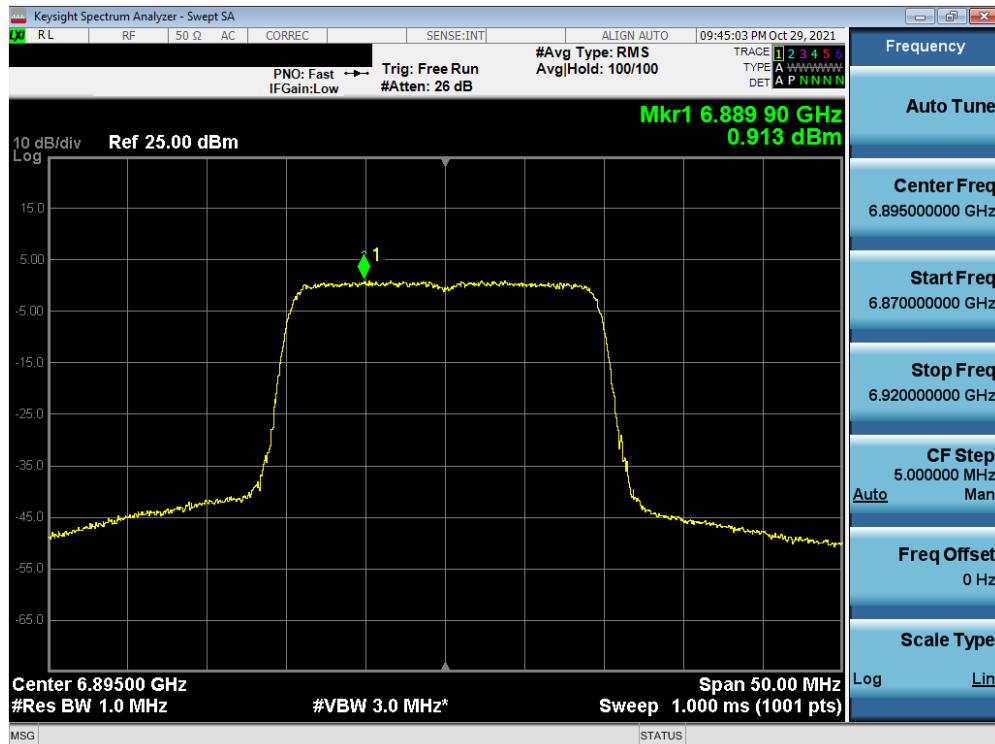


Plot 7-311. Power Spectral Density Plot MIMO ANT2 (80MHz BW 802.11ax (FULL Tones) (UNII Band 7) – Ch. 151)

FCC ID: A3LSMS908U	PCTEST Proud to be part of element	MEASUREMENT REPORT (CERTIFICATION)	SAMSUNG	Approved by: Quality Manager
Test Report S/N: 1M2109090102-14.A3L	Test Dates: 9/9 – 11/18/2021	EUT Type: Portable Handset		Page 186 of 305

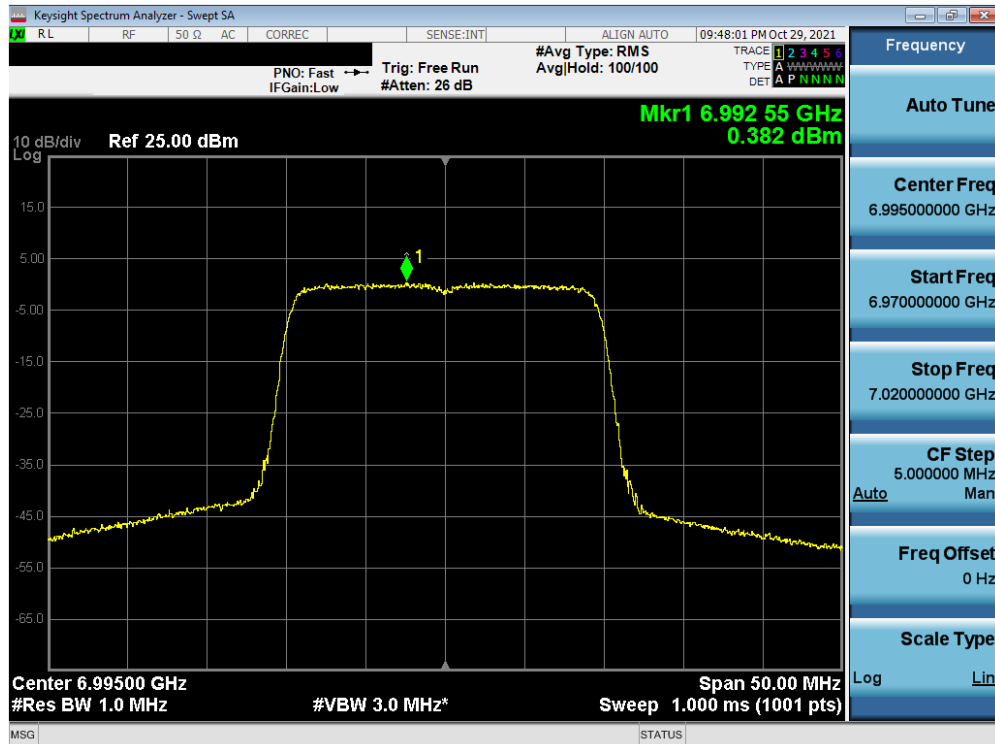


Plot 7-312. Power Spectral Density Plot MIMO ANT2 (80MHz BW 802.11ax (FULL Tones) (UNII Band 7) – Ch. 183)

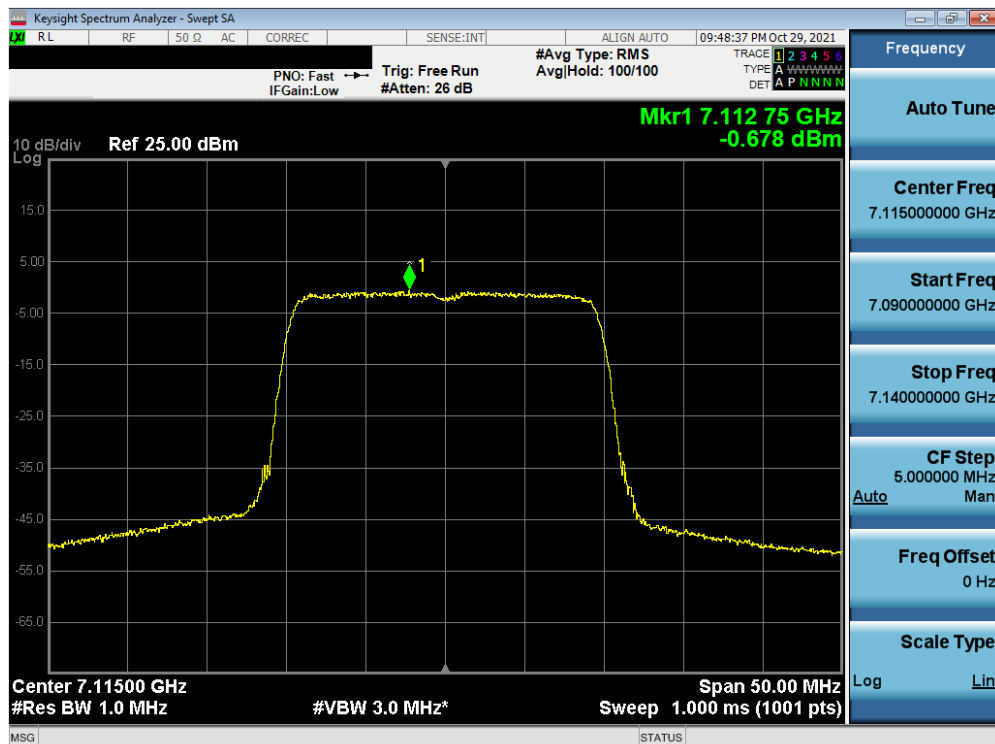


Plot 7-313. Power Spectral Density Plot MIMO ANT2 (20MHz BW 802.11ax (FULL Tones) (UNII Band 8) – Ch. 189)

FCC ID: A3LSMS908U	PCTEST Proud to be part of element	MEASUREMENT REPORT (CERTIFICATION)	SAMSUNG	Approved by: Quality Manager
Test Report S/N: 1M2109090102-14.A3L	Test Dates: 9/9 – 11/18/2021	EUT Type: Portable Handset		Page 187 of 305

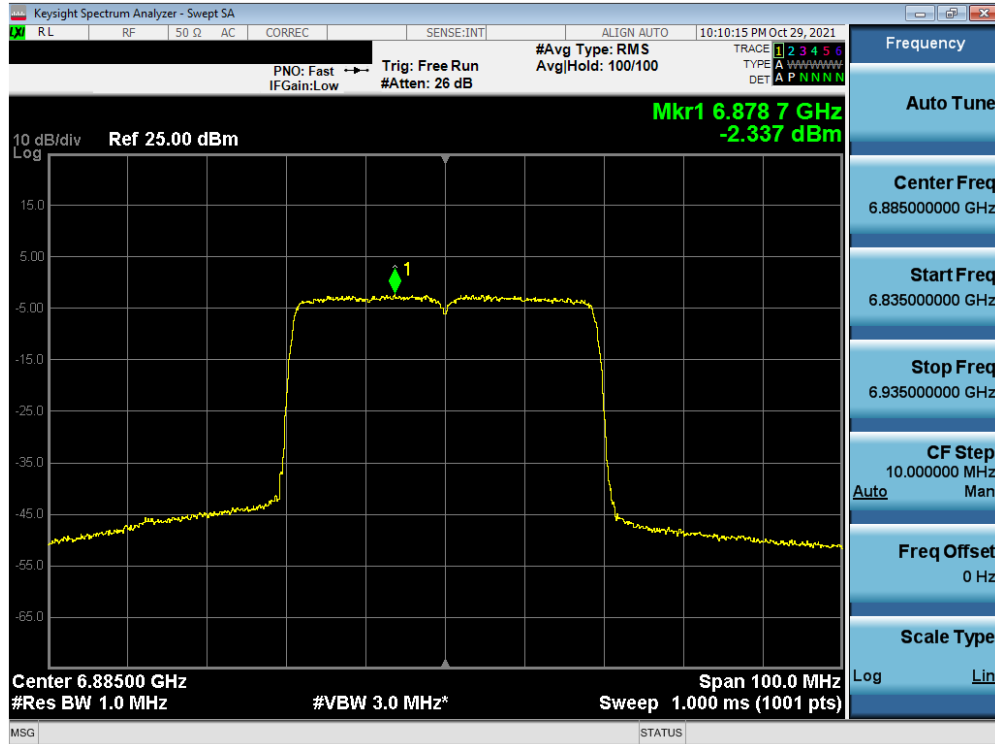


Plot 7-314. Power Spectral Density Plot MIMO ANT2 (20MHz BW 802.11ax (FULL Tones) (UNII Band 8) – Ch. 209)

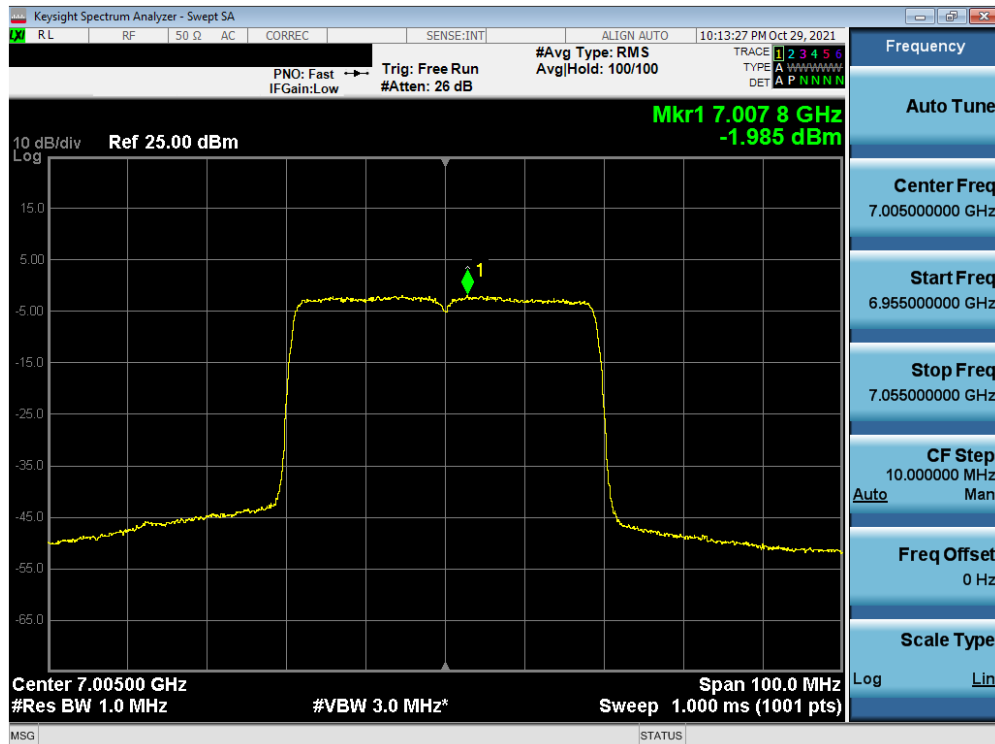


Plot 7-315. Power Spectral Density Plot MIMO ANT2 (20MHz BW 802.11ax (FULL Tones) (UNII Band 8) – Ch. 233)

FCC ID: A3LSMS908U	PCTEST Proud to be part of element	MEASUREMENT REPORT (CERTIFICATION)	SAMSUNG	Approved by: Quality Manager
Test Report S/N: 1M2109090102-14.A3L	Test Dates: 9/9 – 11/18/2021	EUT Type: Portable Handset		Page 188 of 305

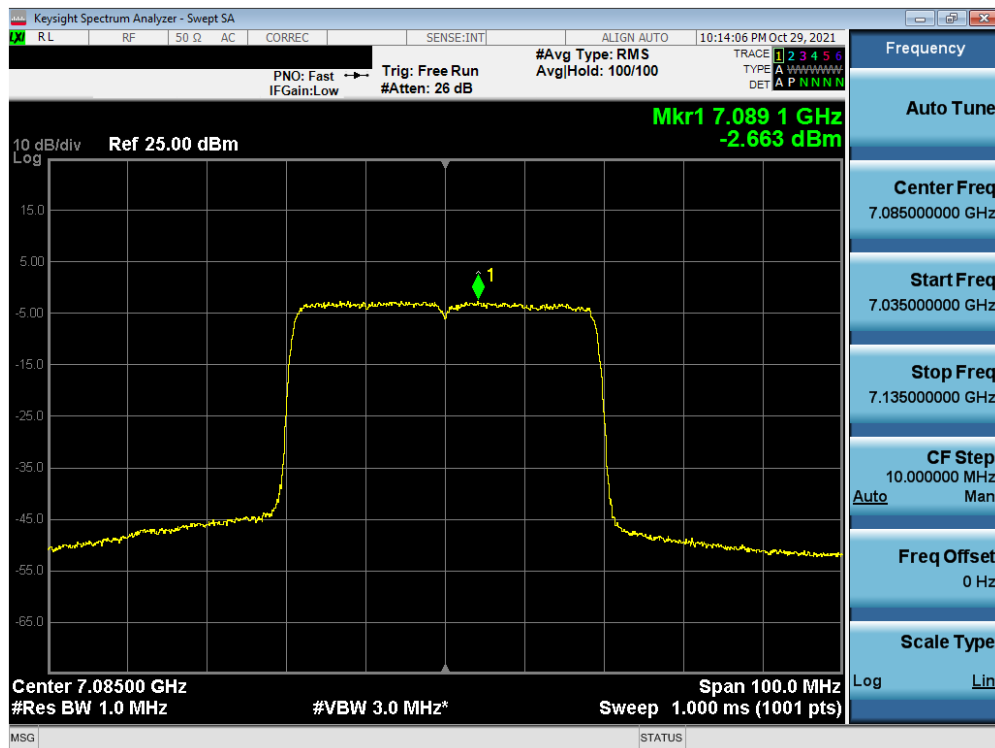


Plot 7-316. Power Spectral Density Plot MIMO ANT2 (40MHz BW 802.11ax (FULL Tones) (UNII Band 8) – Ch. 187)

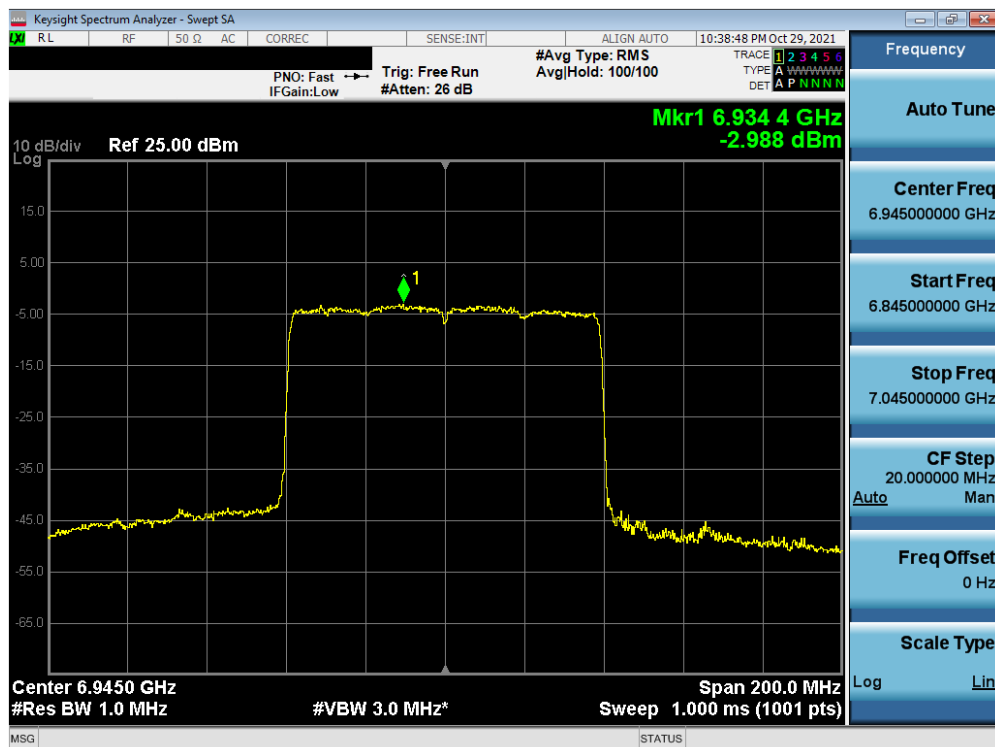


Plot 7-317. Power Spectral Density Plot MIMO ANT2 (40MHz BW 802.11ax (FULL Tones) (UNII Band 8) – Ch. 211)

FCC ID: A3LSMS908U	PCTEST Proud to be part of element	MEASUREMENT REPORT (CERTIFICATION)	SAMSUNG	Approved by: Quality Manager
Test Report S/N: 1M2109090102-14.A3L	Test Dates: 9/9 – 11/18/2021	EUT Type: Portable Handset		Page 189 of 305

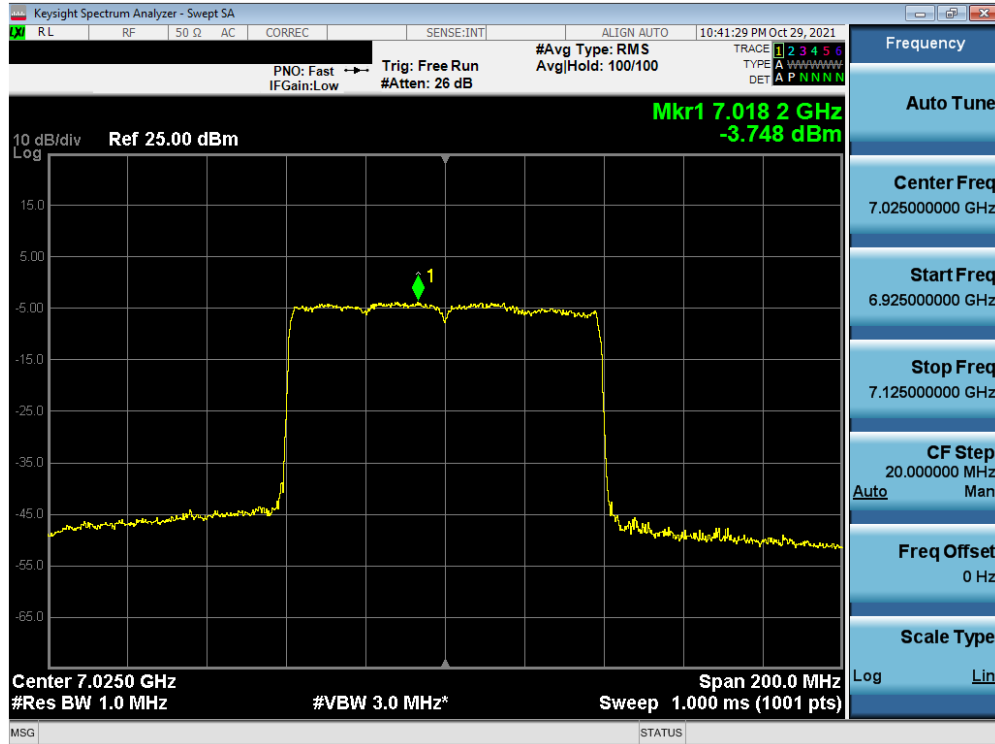


Plot 7-318. Power Spectral Density Plot MIMO ANT2 (40MHz BW 802.11ax (FULL Tones) (UNII Band 8) – Ch. 227)



Plot 7-319. Power Spectral Density Plot MIMO ANT2 (80MHz BW 802.11ax (FULL Tones) (UNII Band 8) – Ch. 199)

FCC ID: A3LSMS908U	PCTEST Proud to be part of element	MEASUREMENT REPORT (CERTIFICATION)	SAMSUNG	Approved by: Quality Manager
Test Report S/N: 1M2109090102-14.A3L	Test Dates: 9/9 – 11/18/2021	EUT Type: Portable Handset		Page 190 of 305



Plot 7-320. Power Spectral Density Plot MIMO ANT2 (80MHz BW 802.11ax (FULL Tones) (UNII Band 8) – Ch. 215)

FCC ID: A3LSMS908U	PCTEST Proud to be part of element	MEASUREMENT REPORT (CERTIFICATION)	SAMSUNG	Approved by: Quality Manager
Test Report S/N: 1M2109090102-14.A3L	Test Dates: 9/9 – 11/18/2021	EUT Type: Portable Handset		Page 191 of 305

Note:

Per ANSI C63.10-2013 Section 14.3.2.2 and KDB 662911 v02r01 Section E)2), the power spectral density at Antenna 1 and Antenna 2 were first measured separately as shown in the section above. The measured values were then summed in linear power units then converted back to dBm.

Per ANSI C63.10-2013 Section 14.4.3, the directional gain is calculated using the following formula, where G_N is the gain of the n th antenna and N_{ANT} , the total number of antennas used.

$$\text{Directional gain} = 10 \log[(10^{G_1/20} + 10^{G_2/20} + \dots + 10^{G_N/20})^2 / N_{ANT}] \text{ dBi}$$

Sample MIMO Calculation:

At 5935MHz in 802.11ax (20MHz BW – 26 Tones) mode, the average conducted power spectral density was measured to be -2.06 dBm for Antenna-1 and -2.83 dBm for Antenna-2.

$$\text{Antenna 1} + \text{Antenna 2} = \text{MIMO}$$

$$(-2.06 \text{ dBm} + -2.83 \text{ dBm}) = (0.622 \text{ mW} + 0.521 \text{ mW}) = 1.143 \text{ mW} = 0.58 \text{ dBm}$$

Sample e.i.r.p Power Spectral Density Calculation:

At 5935 MHz in 802.11ax (20MHz BW – 26 Tones) mode, the average MIMO power density was calculated to be 0.58 dBm with directional gain of -2.92 dBi.

$$\text{e.i.r.p. Power Spectral Density(dBm)} = \text{Power Spectral Density (dBm)} + \text{Ant gain (dBi)}$$

$$0.58 \text{ dBm} + -2.92 \text{ dBi} = -2.34 \text{ dBm}$$

FCC ID: A3LSMS908U	 PCTEST Proud to be part of 	MEASUREMENT REPORT (CERTIFICATION)		Approved by: Quality Manager
Test Report S/N: 1M2109090102-14.A3L	Test Dates: 9/9 – 11/18/2021	EUT Type: Portable Handset		Page 192 of 305

7.5 In-Band Emissions – 802.11ax

§15.407(b)(6)

Test Overview and Limit

The spectrum analyzer was connected to the antenna terminal while the EUT was operating at its maximum duty cycle, at its maximum power control level, as defined in ANSI C63.10-2013 and KDB 789033 D02 v02r01, and at the appropriate frequencies.

For transmitters operating within the 5.925-7.125 GHz bands: Power spectral density must be suppressed by 20 dB at 1 MHz outside of channel edge, by 28 dB at one channel bandwidth from the channel center, and by 40 dB at one- and one-half times the channel bandwidth away from channel center. At frequencies between one megahertz outside an unlicensed device's channel edge and one channel bandwidth from the center of the channel, the limits must be linearly interpolated between 20 dB and 28 dB suppression, and at frequencies between one and one- and one-half times an unlicensed device's channel bandwidth, the limits must be linearly interpolated between 28 dB and 40 dB suppression. Emissions removed from the channel center by more than one- and one-half times the channel bandwidth must be suppressed by at least 40 dB.

Test Procedure Used

ANSI C63.10-2013 – Section 12.3.2.2
KDB 987594 D02

Test Settings

1. Connect output of the antenna port to a spectrum analyzer or EMI receiver, with appropriate attenuation, as to not damage the instrumentation.
2. Set the reference level of the measuring equipment in accordance with procedure 4.1.5.2 of ANSI C63.10-2013.
3. Measure the 26 dB EBW using the test procedure 12.4.1 of ANSI C63.10-2013. (This will be used to determine the channel edge.)
4. Measure the power spectral density (which will be used for emissions mask reference) using the following procedure:
 - a) Set the span to encompass the entire 26 dB EBW of the signal.
 - b) Set RBW = same RBW used for 26 dB EBW measurement.
 - c) Set VBW $\geq 3 \times$ RBW
 - d) Number of points in sweep $\geq [2 \times \text{span} / \text{RBW}]$.
 - e) Sweep time = auto.
 - f) Detector = RMS (i.e., power averaging)
 - g) Trace average at least 100 traces in power averaging (rms) mode.
 - h) Use the peak search function on the instrument to find the peak of the spectrum.
5. For the purposes of developing the emission mask, the channel bandwidth is defined as the 26 dB EBW.
6. Using the measuring equipment limit line function, develop the emissions mask based on the following requirements. The emissions power spectral density must be reduced below the peak power spectral density (in dB) as follows:
 - a) Suppressed by 20 dB at 1 MHz outside of the channel edge. (The channel edge is defined as the 26-dB point on either side of the carrier center frequency.)
 - b) Suppressed by 28 dB at one channel bandwidth from the channel center.
 - c) Suppressed by 40 dB at one- and one-half times the channel bandwidth from the channel center.
7. Adjust the span to encompass the entire mask as necessary.
8. Clear trace.
9. Trace average at least 100 traces in power averaging (rms) mode.
10. Adjust the reference level as necessary so that the crest of the channel touches the top of the emission mask.

Test Setup

FCC ID: A3LSMS908U		MEASUREMENT REPORT (CERTIFICATION)		Approved by: Quality Manager
Test Report S/N: 1M2109090102-14.A3L	Test Dates: 9/9 – 11/18/2021	EUT Type: Portable Handset		Page 193 of 305

The EUT and measurement equipment were set up as shown in the diagram below.



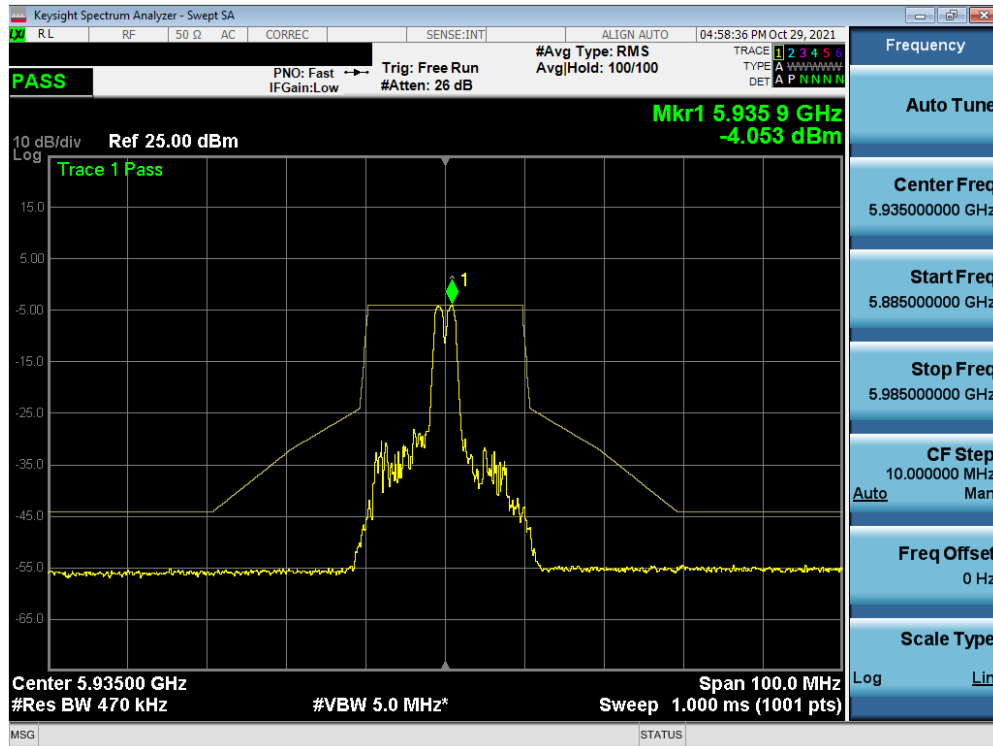
Figure 7-4. Test Instrument & Measurement Setup

Test Notes

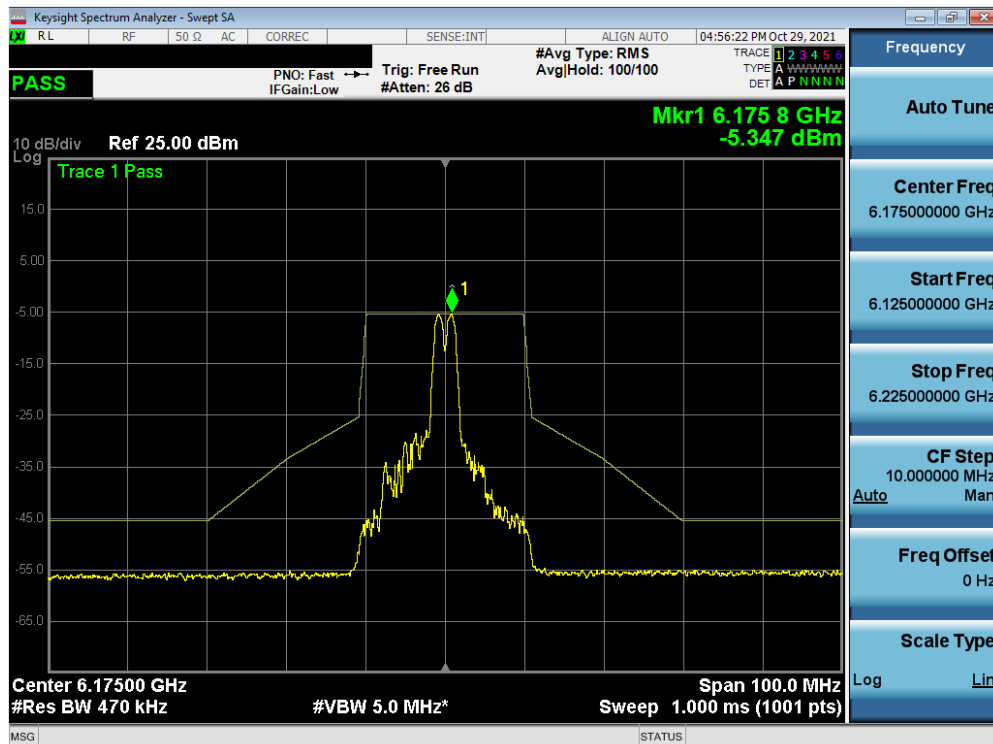
None

FCC ID: A3LSMS908U		MEASUREMENT REPORT (CERTIFICATION)	 Approved by: Quality Manager
Test Report S/N: 1M2109090102-14.A3L	Test Dates: 9/9 – 11/18/2021	EUT Type: Portable Handset	Page 194 of 305

MIMO Antenna-1 In-Band Emissions (26 Tones)

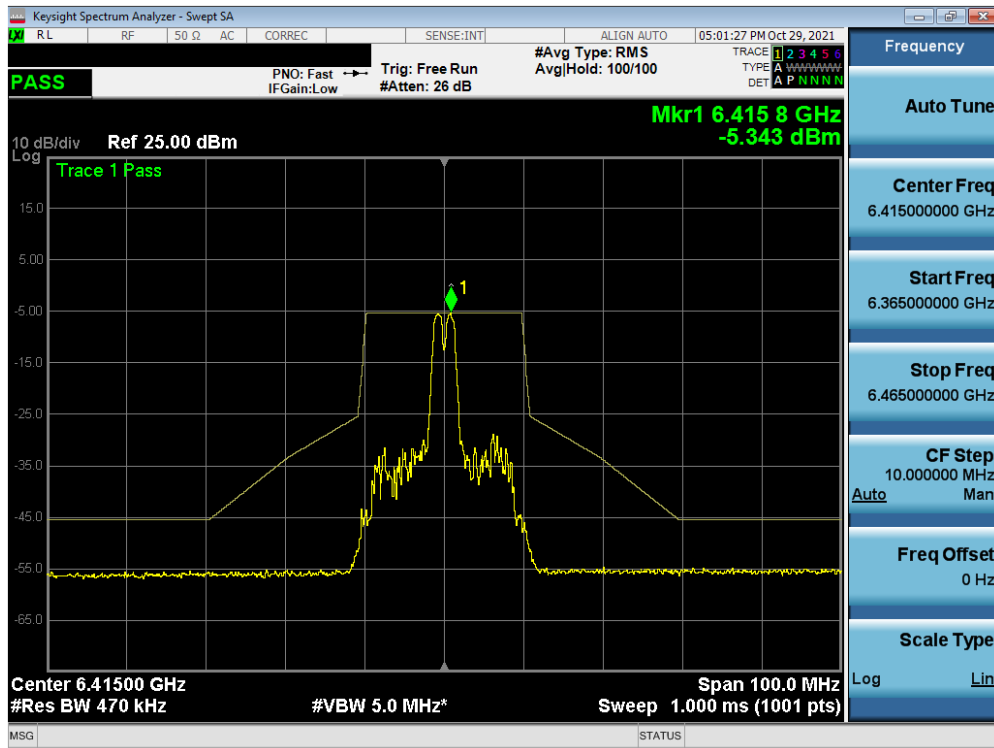


Plot 7-321. In-Band Emission Plot MIMO ANT1 (20MHz 802.11ax (26 Tones) (UNII Band 5) – Ch. 2)

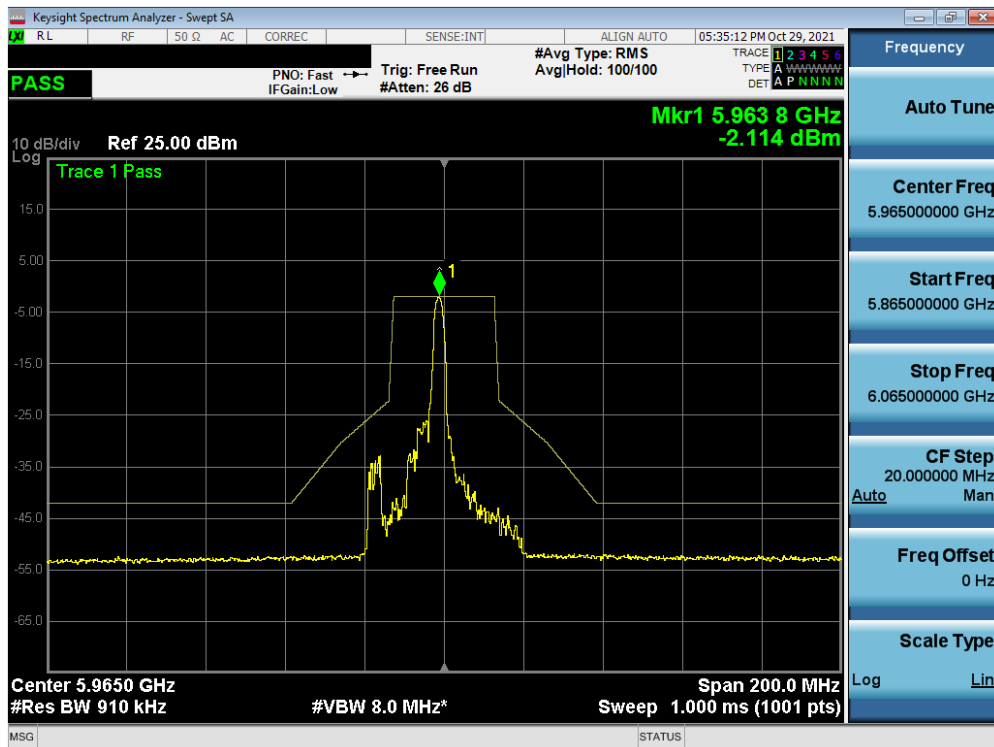


Plot 7-322. In-Band Emission Plot MIMO ANT1 (20MHz BW 802.11ax (26 Tones) (UNII Band 5) – Ch. 45)

FCC ID: A3LSMS908U	PCTEST Proud to be part of element	MEASUREMENT REPORT (CERTIFICATION)	SAMSUNG	Approved by: Quality Manager
Test Report S/N: 1M2109090102-14.A3L	Test Dates: 9/9 – 11/18/2021	EUT Type: Portable Handset		Page 195 of 305

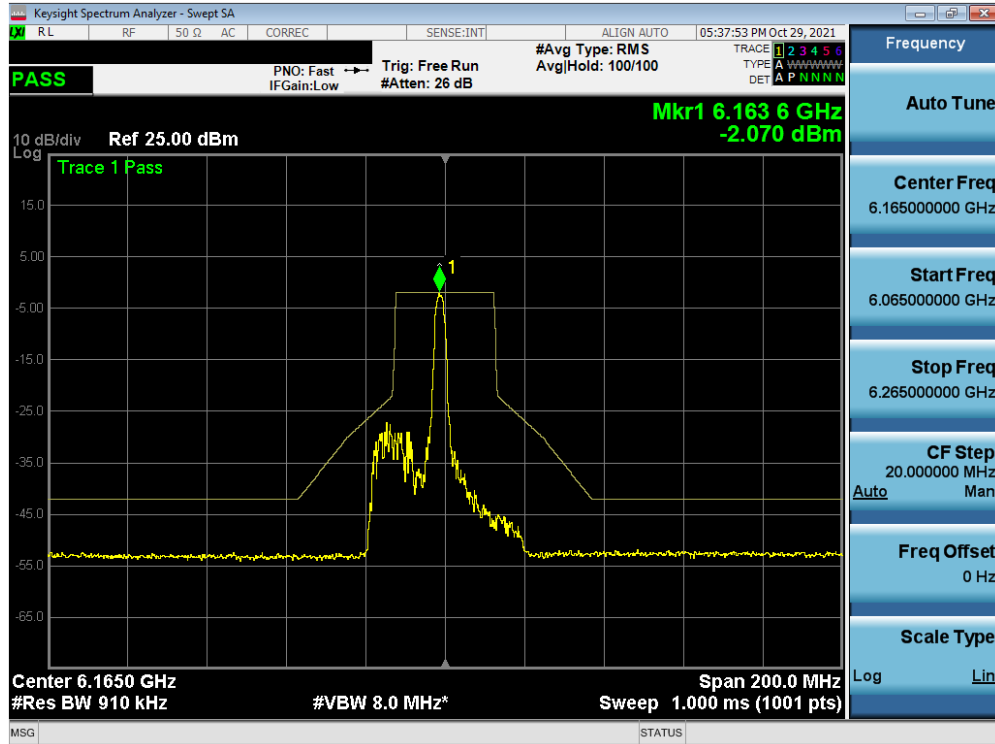


Plot 7-323. In-Band Emission Plot MIMO ANT1 (20MHz BW 802.11ax (26 Tones) UNII Band 5) – Ch. 93)

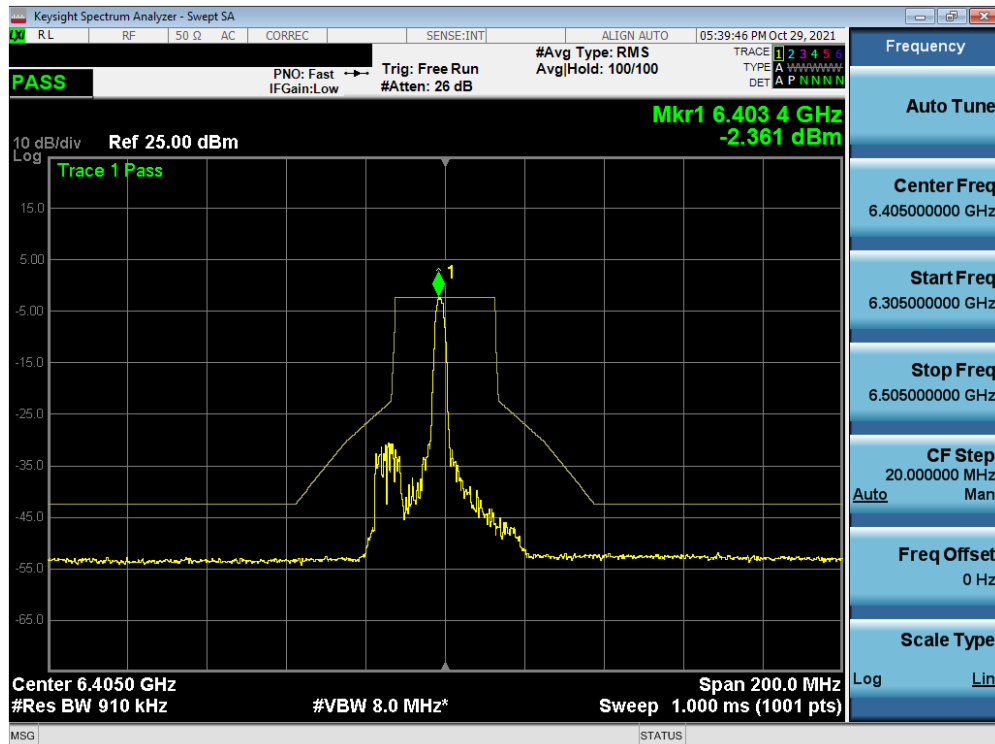


Plot 7-324. In-Band Emission Plot MIMO ANT1 (40MHz BW 802.11ax (26 Tones) (UNII Band 5) – Ch. 3)

FCC ID: A3LSMS908U	PCTEST Proud to be part of element	MEASUREMENT REPORT (CERTIFICATION)	SAMSUNG	Approved by: Quality Manager
Test Report S/N: 1M2109090102-14.A3L	Test Dates: 9/9 – 11/18/2021	EUT Type: Portable Handset		Page 196 of 305

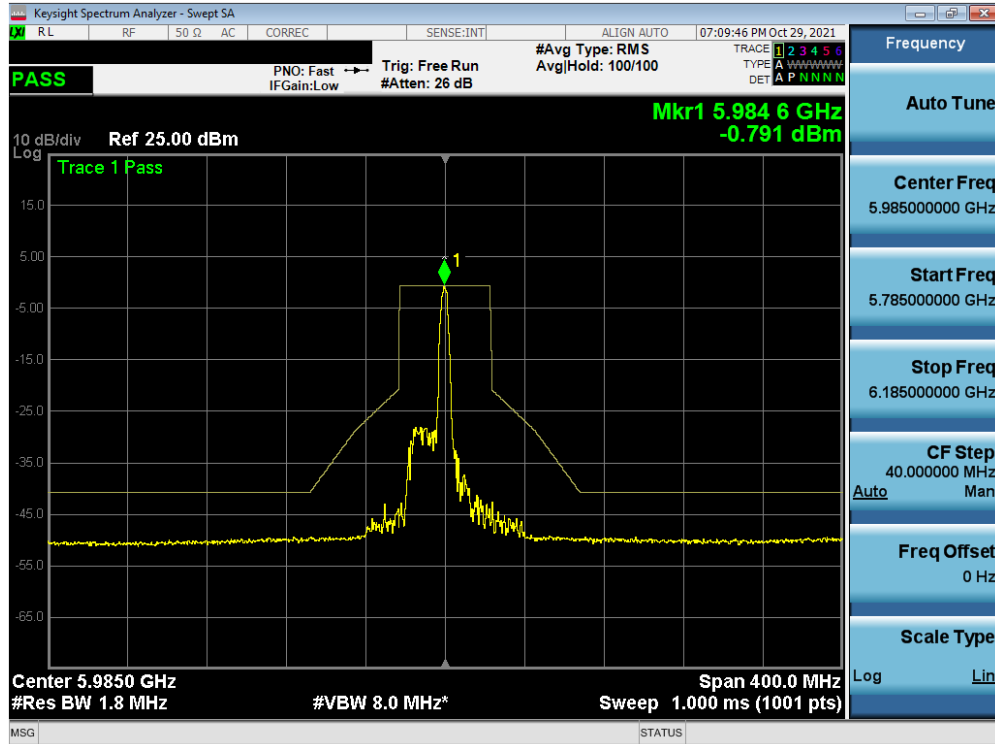


Plot 7-325. In-Band Emission Plot MIMO ANT1 (40MHz BW 802.11ax (26 Tones) (UNII Band 5) – Ch. 43)

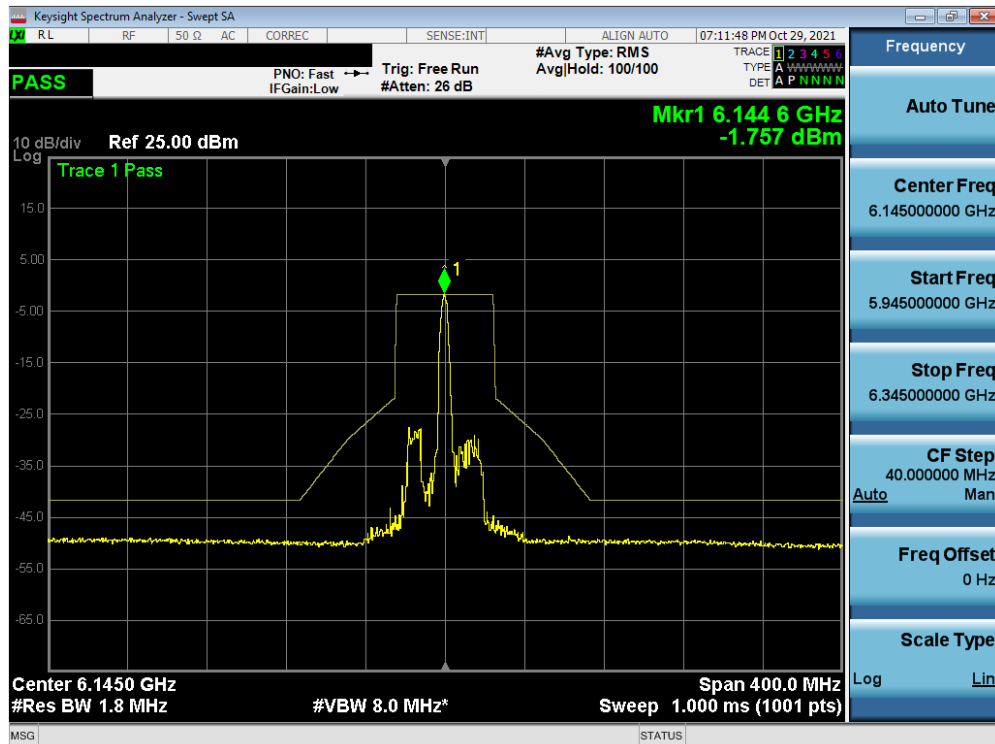


Plot 7-326. In-Band Emission Plot MIMO ANT1 (40MHz BW 802.11ax (26 Tones) (UNII Band 5) – Ch. 91)

FCC ID: A3LSMS908U	PCTEST Proud to be part of element	MEASUREMENT REPORT (CERTIFICATION)	SAMSUNG	Approved by: Quality Manager
Test Report S/N: 1M2109090102-14.A3L	Test Dates: 9/9 – 11/18/2021	EUT Type: Portable Handset		Page 197 of 305

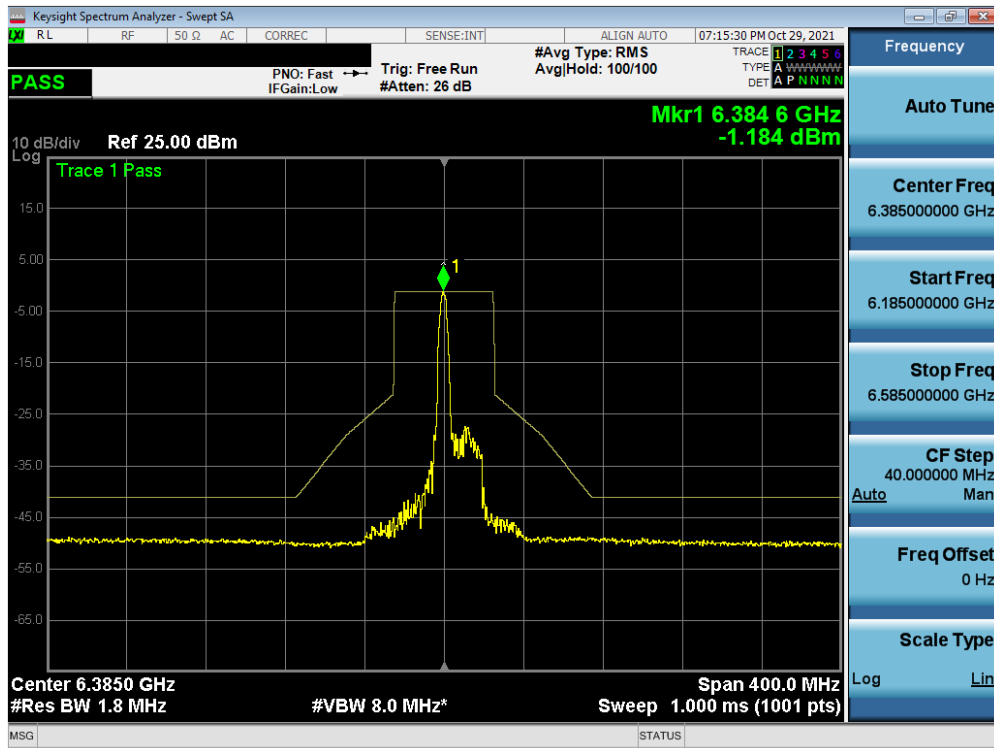


Plot 7-327. In-Band Emission Plot MIMO ANT1 (80MHz BW 802.11ax (26 Tones) (UNII Band 5) – Ch. 7)

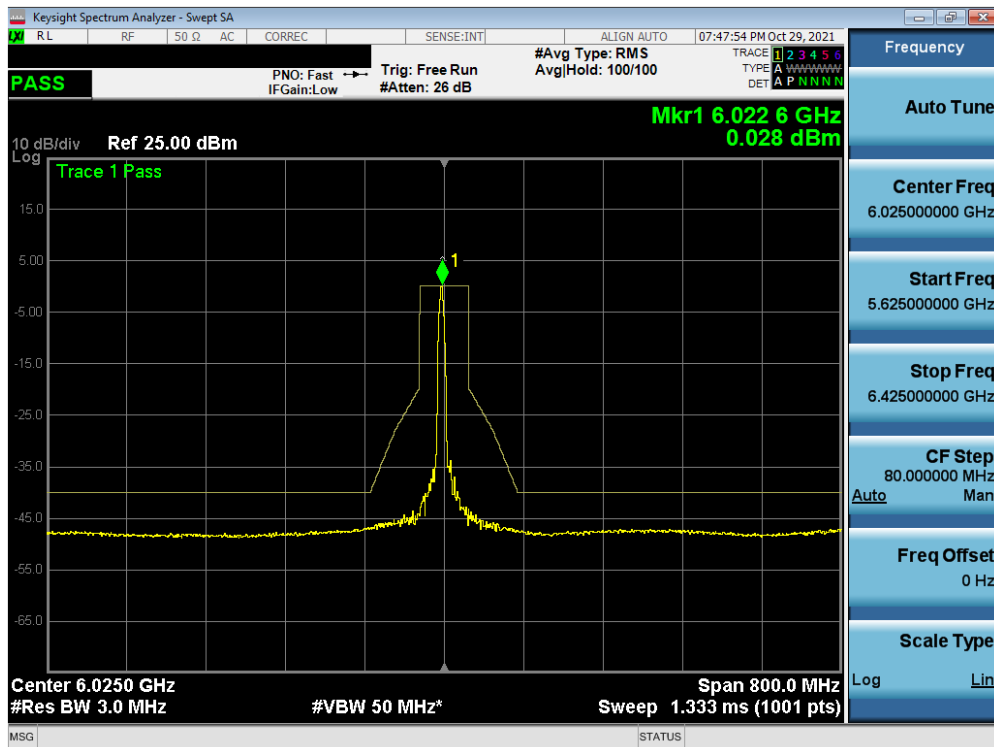


Plot 7-328. In-Band Emission Plot MIMO ANT1 (80MHz BW 802.11ax (26 Tones) (UNII Band 5) – Ch. 39)

FCC ID: A3LSMS908U	PCTEST Proud to be part of element	MEASUREMENT REPORT (CERTIFICATION)	SAMSUNG	Approved by: Quality Manager
Test Report S/N: 1M2109090102-14.A3L	Test Dates: 9/9 – 11/18/2021	EUT Type: Portable Handset		Page 198 of 305

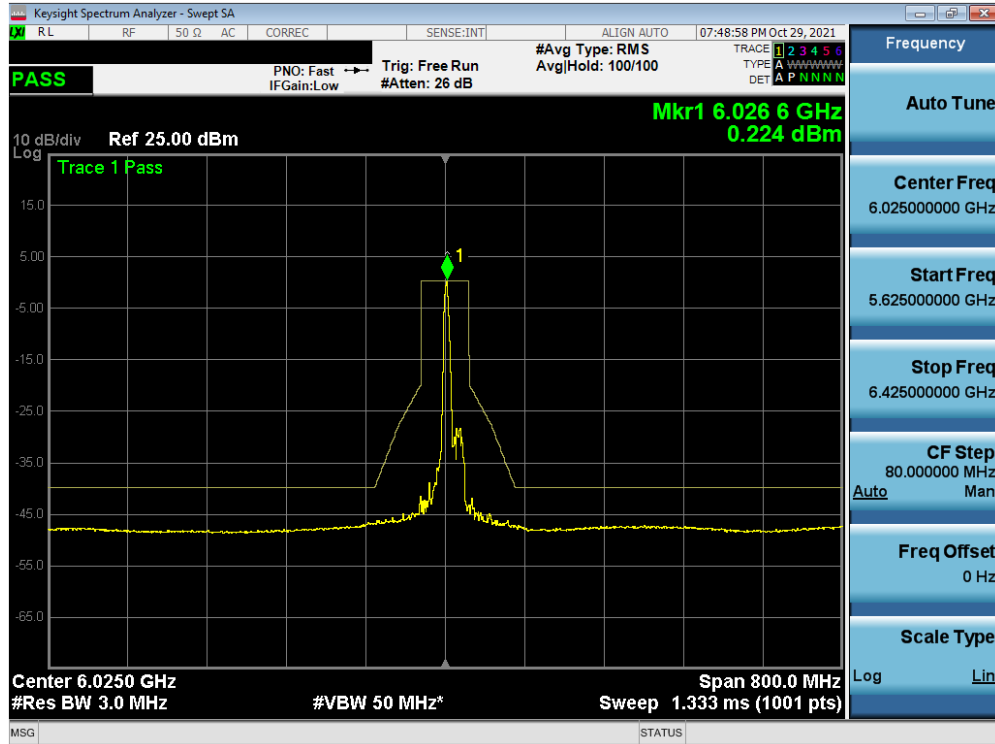


Plot 7-329. In-Band Emission Plot MIMO ANT1 (80MHz BW 802.11ax (26 Tones) (UNII Band 5) – Ch. 87)

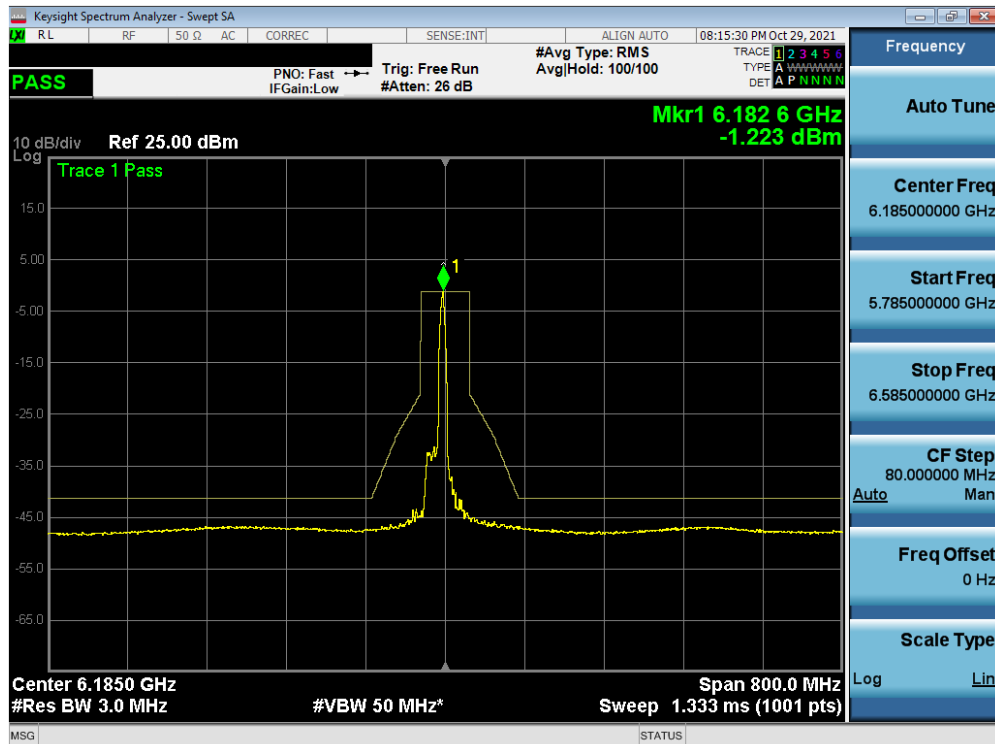


Plot 7-330. In-Band Emission Plot MIMO ANT1 (160MHz BW (L) 802.11ax (26 Tones) (UNII Band 5) – Ch. 15)

FCC ID: A3LSMS908U	PCTEST Proud to be part of element	MEASUREMENT REPORT (CERTIFICATION)	SAMSUNG	Approved by: Quality Manager
Test Report S/N: 1M2109090102-14.A3L	Test Dates: 9/9 – 11/18/2021	EUT Type: Portable Handset		Page 199 of 305

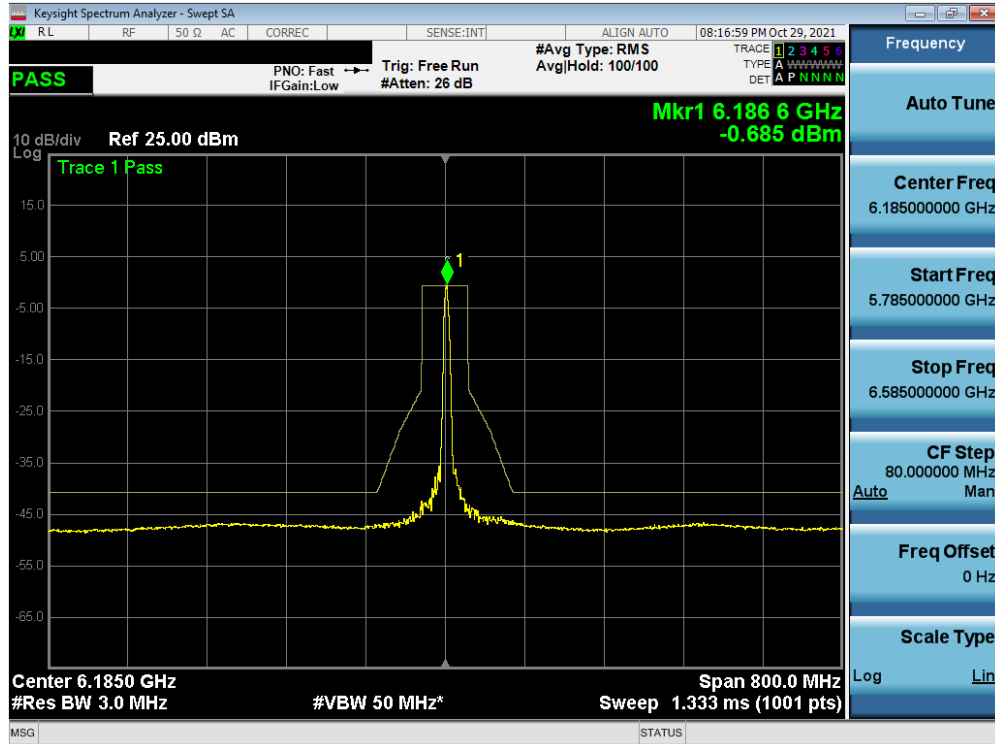


Plot 7-331. In-Band Emission Plot MIMO ANT1 (160MHz BW (U) 802.11ax (26 Tones) (UNII Band 5) – Ch. 15)

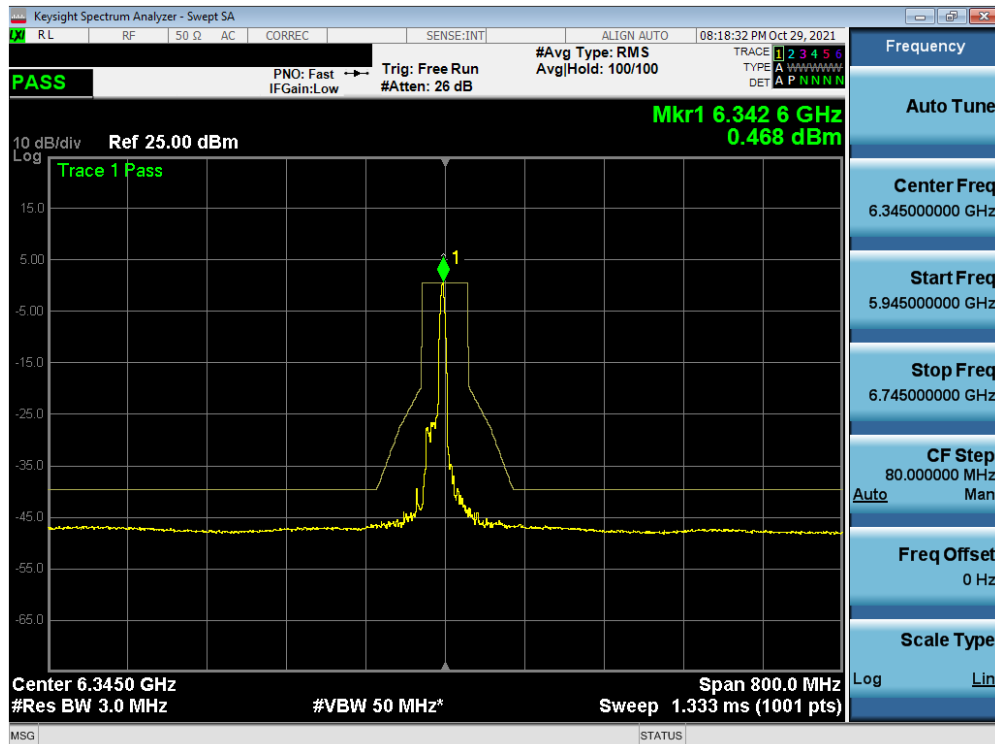


Plot 7-332. In-Band Emission Plot MIMO ANT1 (160MHz BW (L) 802.11ax (26 Tones) (UNII Band 5) – Ch. 47)

FCC ID: A3LSMS908U	PCTEST Proud to be part of element	MEASUREMENT REPORT (CERTIFICATION)	SAMSUNG	Approved by: Quality Manager
Test Report S/N: 1M2109090102-14.A3L	Test Dates: 9/9 – 11/18/2021	EUT Type: Portable Handset		Page 200 of 305

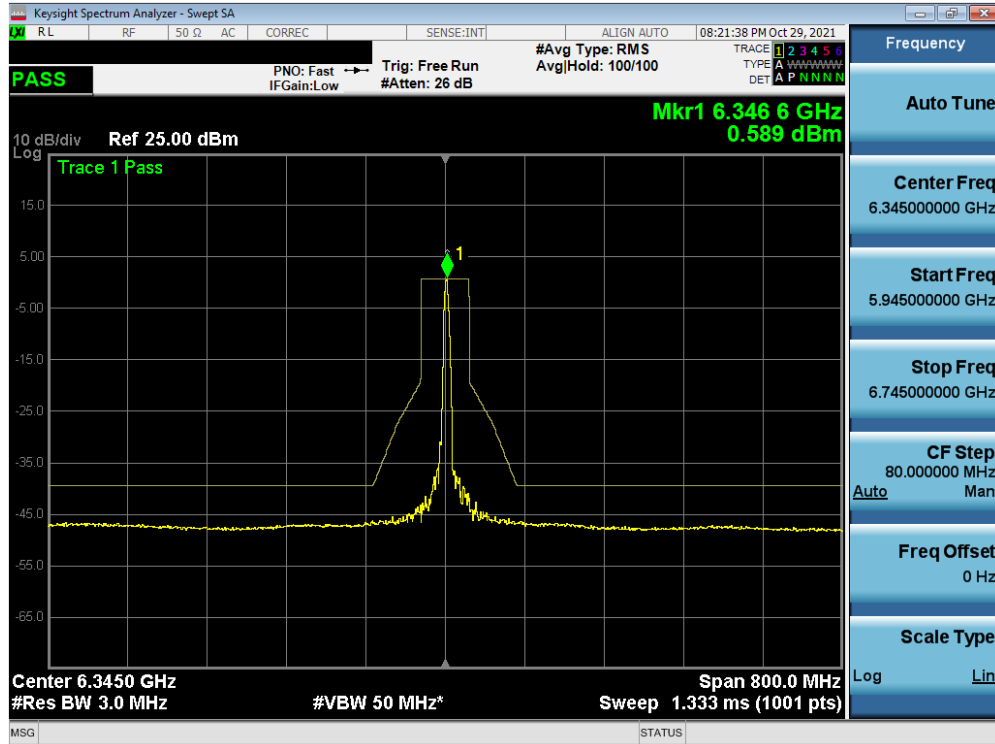


Plot 7-333. In-Band Emission Plot MIMO ANT1 (160MHz BW (U) 802.11ax (26 Tones) (UNII Band 5) – Ch. 47)

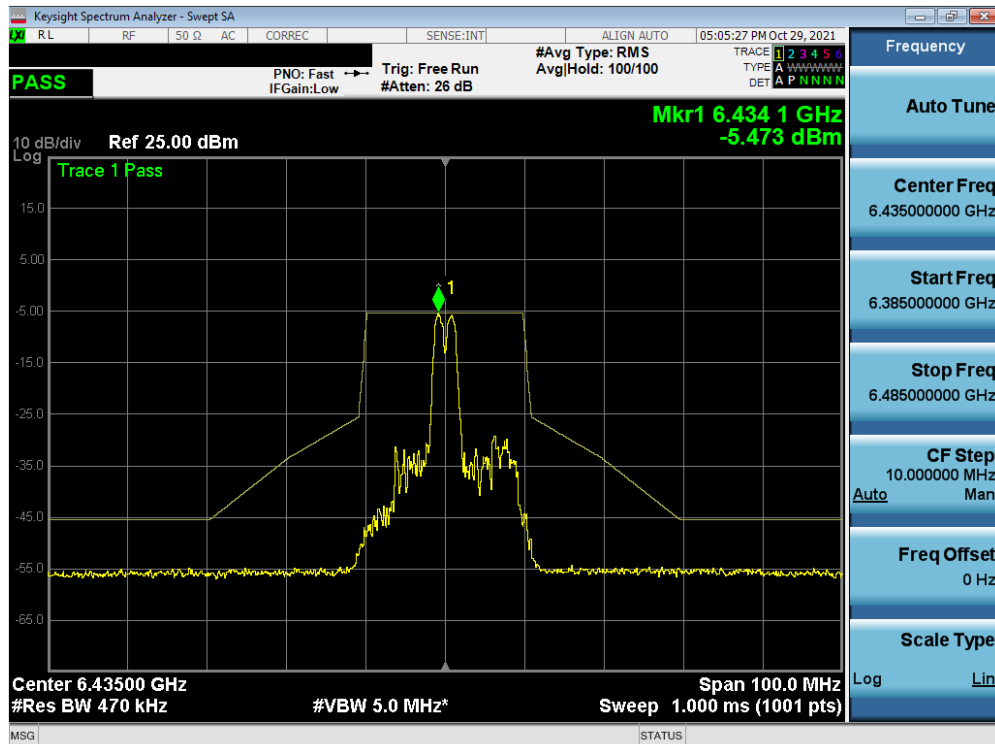


Plot 7-334. In-Band Emission Plot MIMO ANT1 (160MHz BW (L) 802.11ax (26 Tones) (UNII Band 5) – Ch. 79)

FCC ID: A3LSMS908U	PCTEST Proud to be part of element	MEASUREMENT REPORT (CERTIFICATION)	SAMSUNG	Approved by: Quality Manager
Test Report S/N: 1M2109090102-14.A3L	Test Dates: 9/9 – 11/18/2021	EUT Type: Portable Handset		Page 201 of 305

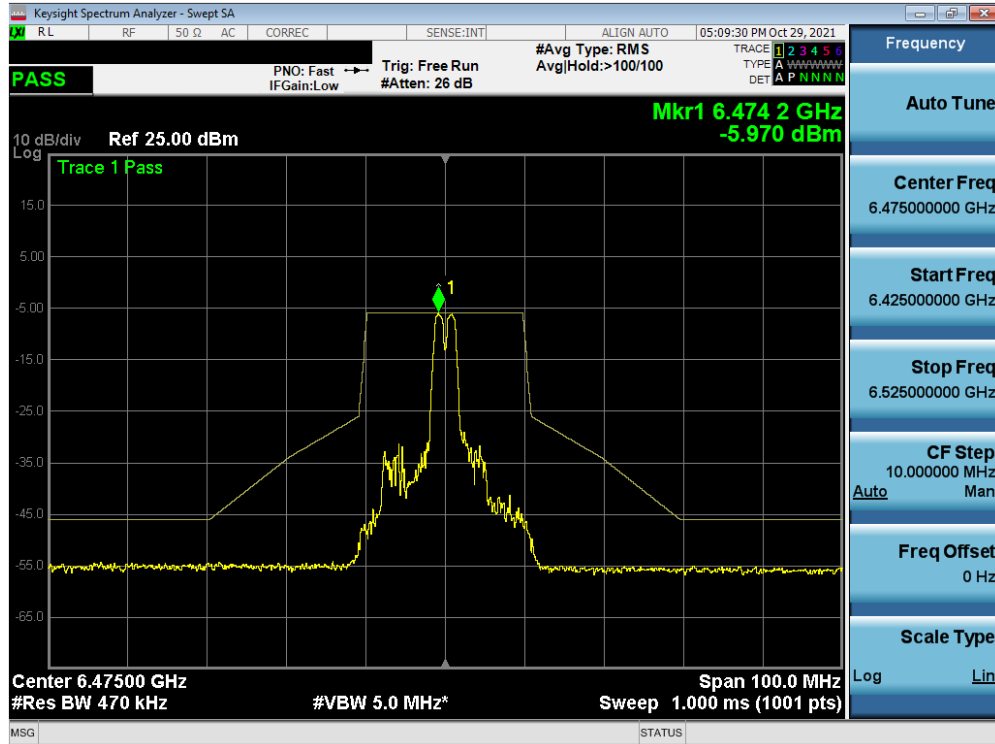


Plot 7-335. In-Band Emission Plot MIMO ANT1 (160MHz BW (U) 802.11ax (26 Tones) (UNII Band 5) – Ch. 79)

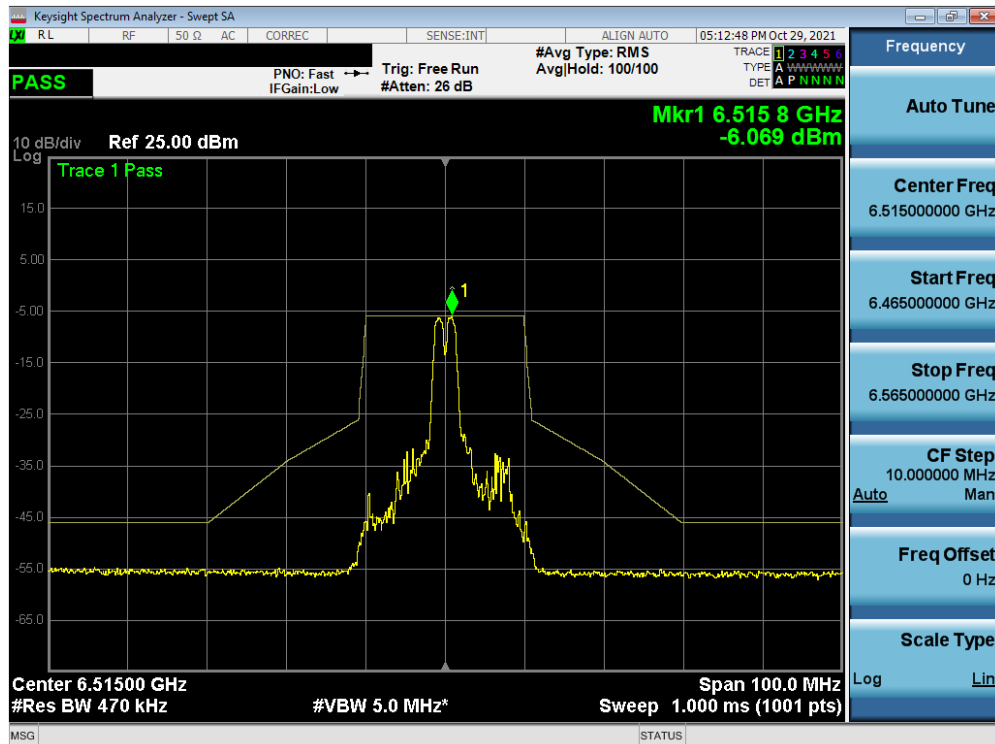


Plot 7-336. In-Band Emission Plot MIMO ANT1 (20MHz BW 802.11ax (26 Tones) (UNII Band 6) – Ch. 97)

FCC ID: A3LSMS908U	PCTEST Proud to be part of element	MEASUREMENT REPORT (CERTIFICATION)	SAMSUNG	Approved by: Quality Manager
Test Report S/N: 1M2109090102-14.A3L	Test Dates: 9/9 – 11/18/2021	EUT Type: Portable Handset		Page 202 of 305

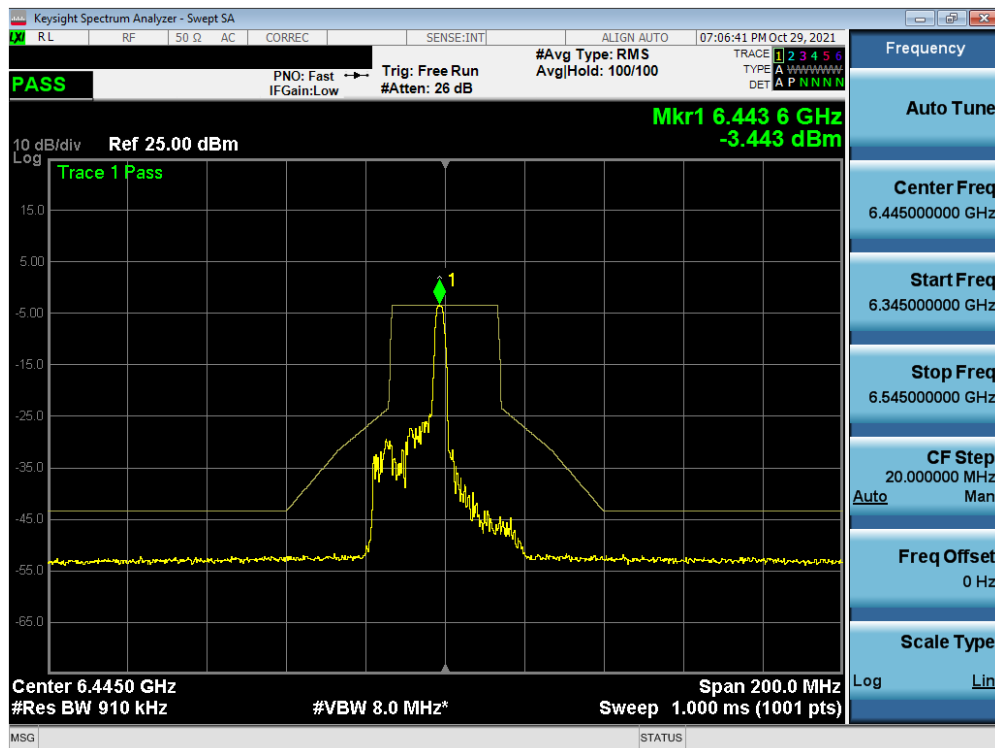


Plot 7-337. In-Band Emission Plot MIMO ANT1 (20MHz BW 802.11ax (26 Tones) (UNII Band 6) – Ch. 105)

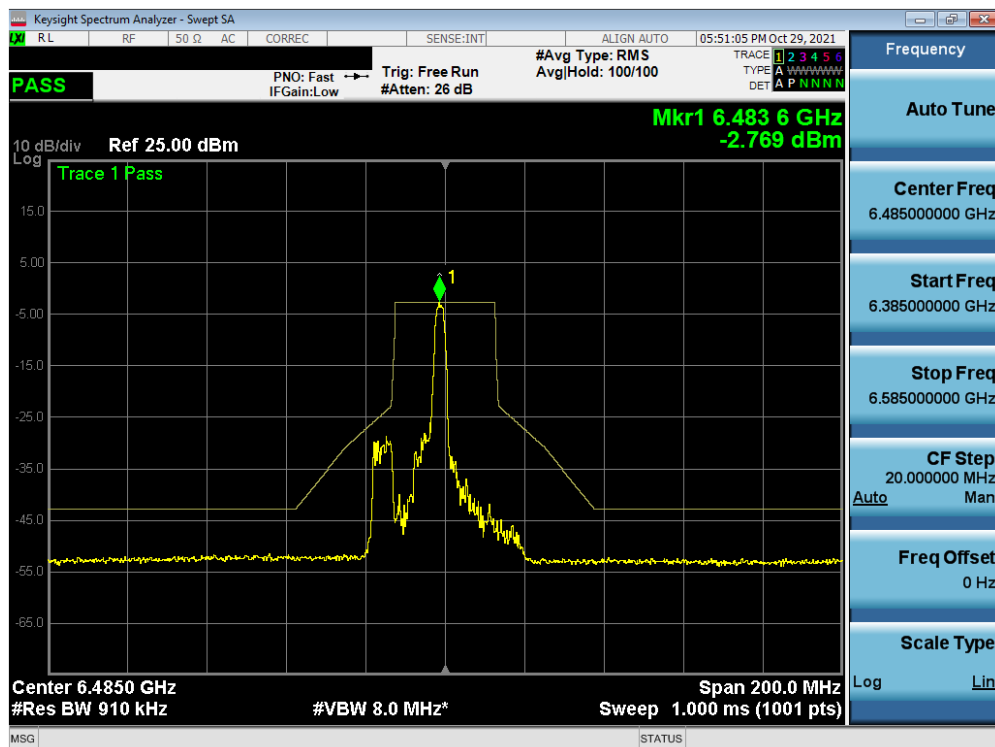


Plot 7-338. In-Band Emission Plot MIMO ANT1 (20MHz BW 802.11ax (26 Tones) (UNII Band 6) – Ch. 113)

FCC ID: A3LSMS908U	 PCTEST Proud to be part of 	MEASUREMENT REPORT (CERTIFICATION)		Approved by: Quality Manager
Test Report S/N: 1M2109090102-14.A3L	Test Dates: 9/9 – 11/18/2021	EUT Type: Portable Handset		Page 203 of 305

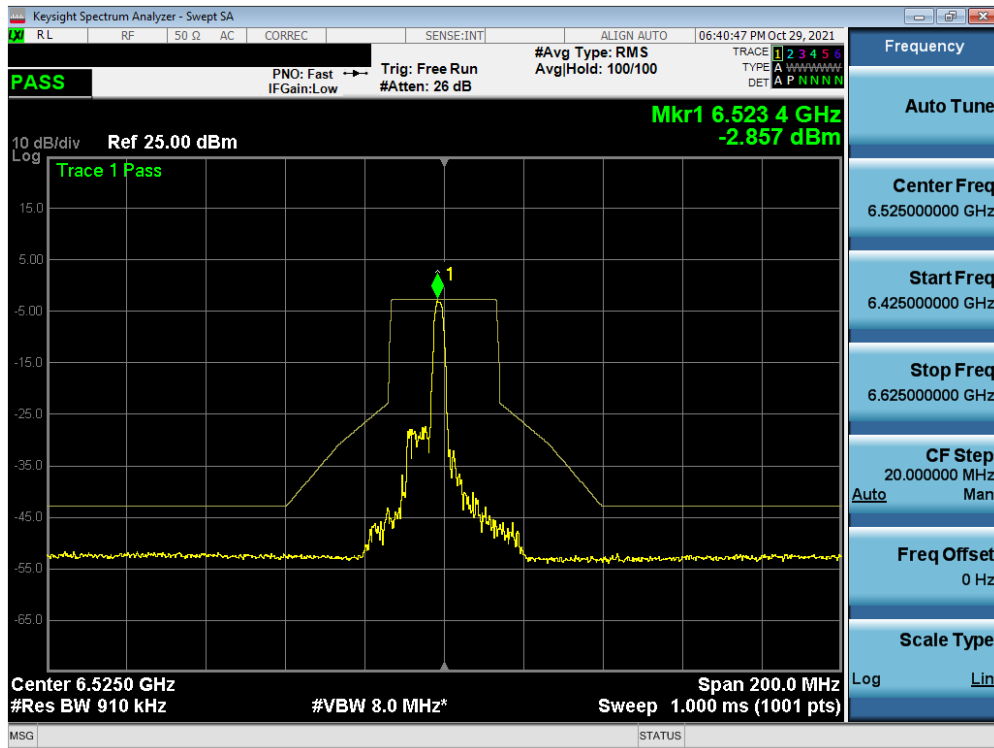


Plot 7-339. In-Band Emission Plot MIMO ANT1 (40MHz BW 802.11ax (26 Tones) (UNII Band 6) – Ch. 99)

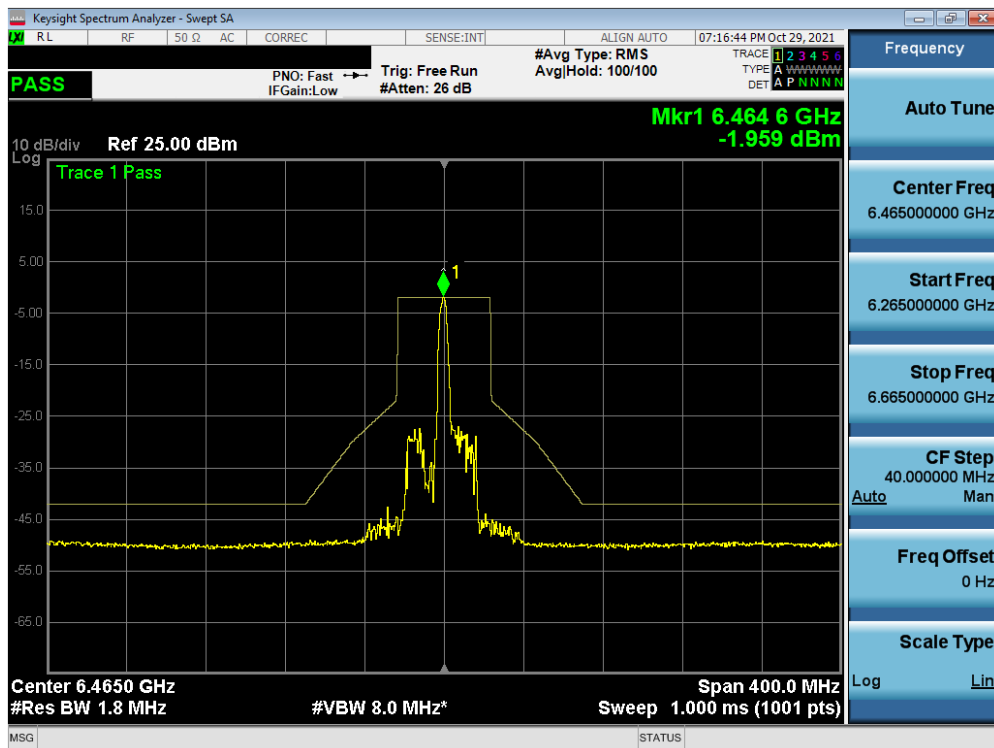


Plot 7-340. In-Band Emission Plot MIMO ANT1 (40MHz BW 802.11ax (26 Tones) (UNII Band 6) – Ch. 107)

FCC ID: A3LSMS908U	PCTEST Proud to be part of element	MEASUREMENT REPORT (CERTIFICATION)	SAMSUNG	Approved by: Quality Manager
Test Report S/N: 1M2109090102-14.A3L	Test Dates: 9/9 – 11/18/2021	EUT Type: Portable Handset		Page 204 of 305

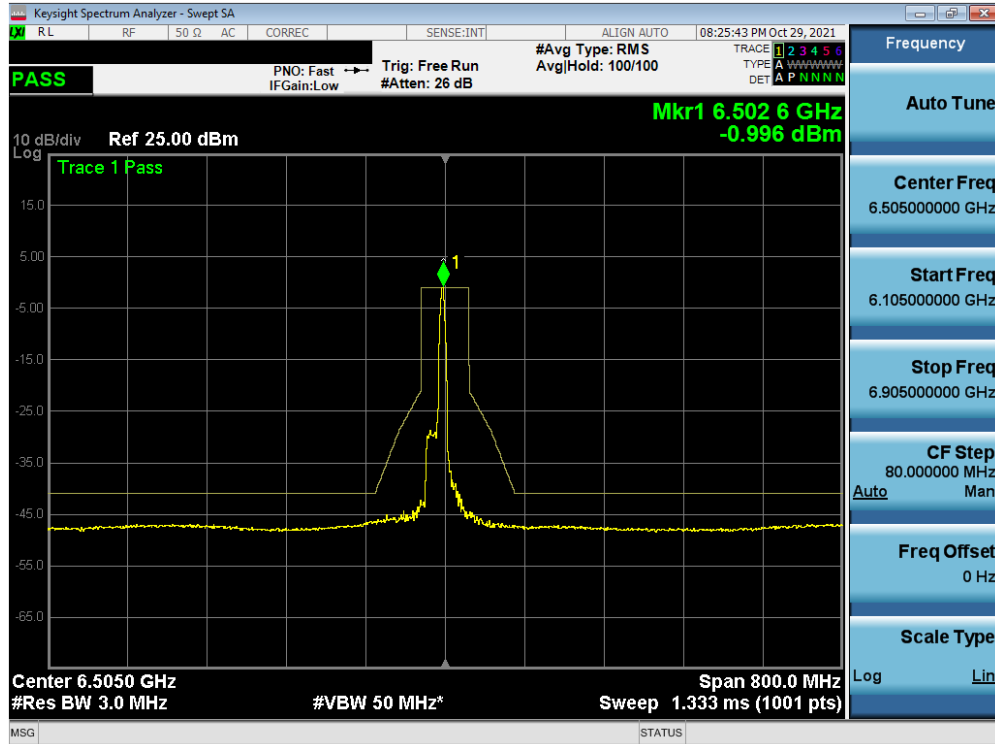


Plot 7-341. In-Band Emission Plot MIMO ANT1 (40MHz BW 802.11ax (26 Tones) (UNII Band 6) – Ch. 115)

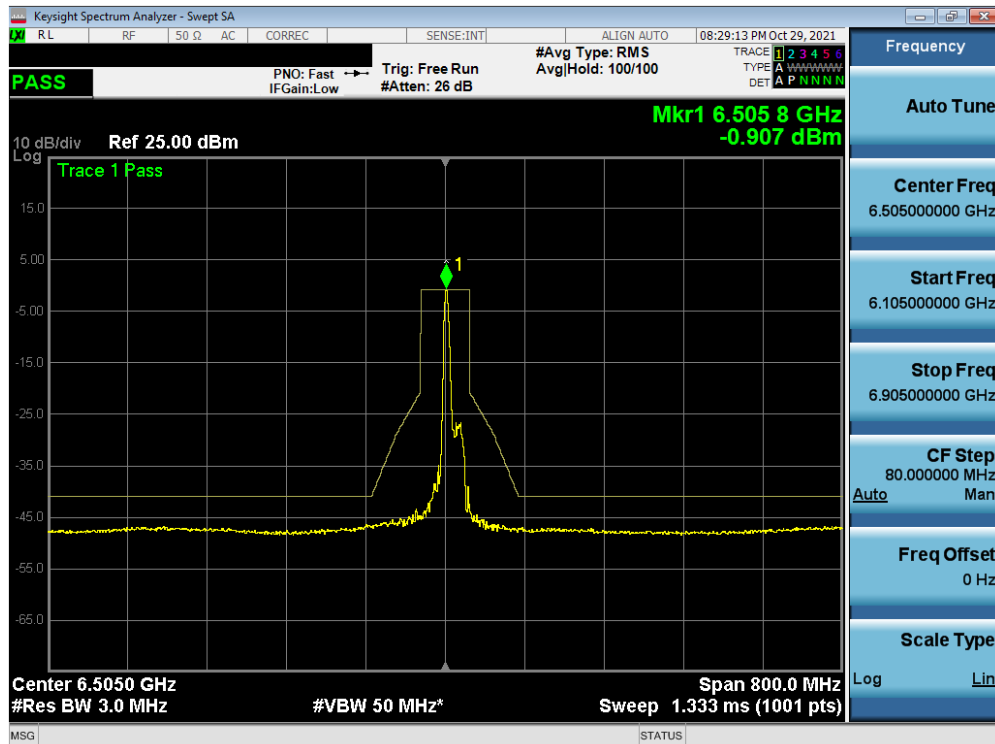


Plot 7-342. In-Band Emission Plot MIMO ANT1 (80MHz BW 802.11ax (26 Tones) (UNII Band 6) – Ch. 103)

FCC ID: A3LSMS908U	PCTEST Proud to be part of element	MEASUREMENT REPORT (CERTIFICATION)	SAMSUNG	Approved by: Quality Manager
Test Report S/N: 1M2109090102-14.A3L	Test Dates: 9/9 – 11/18/2021	EUT Type: Portable Handset		Page 205 of 305

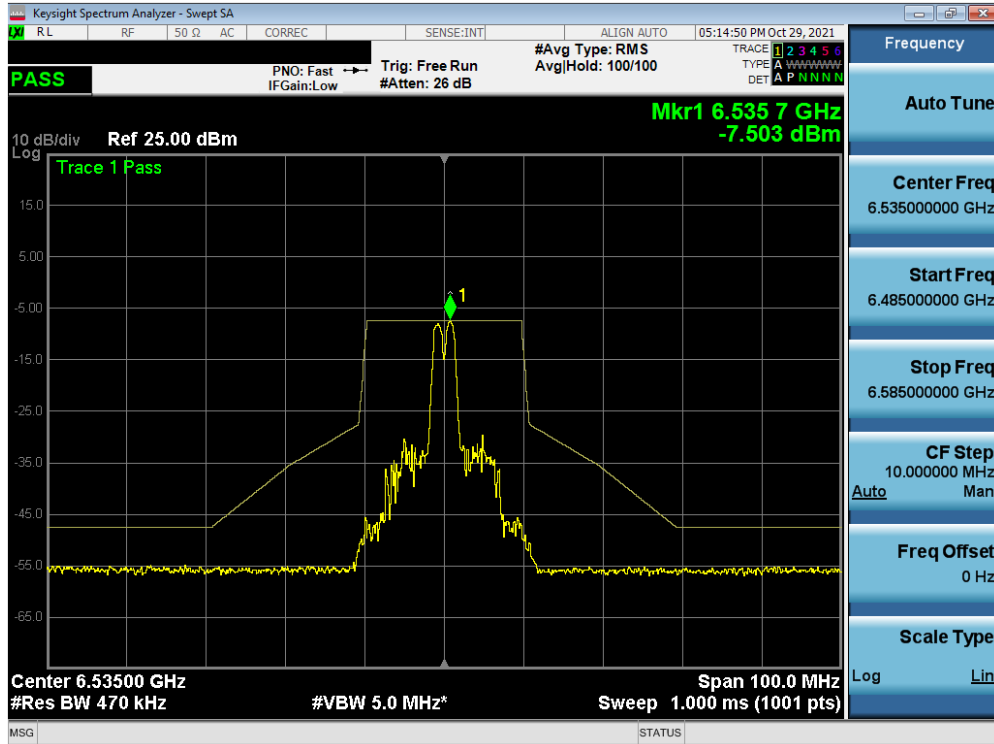


Plot 7-343. In-Band Emission Plot MIMO ANT1 (160MHz BW (L) 802.11ax (26 Tones) (UNII Band 6) – Ch. 111)

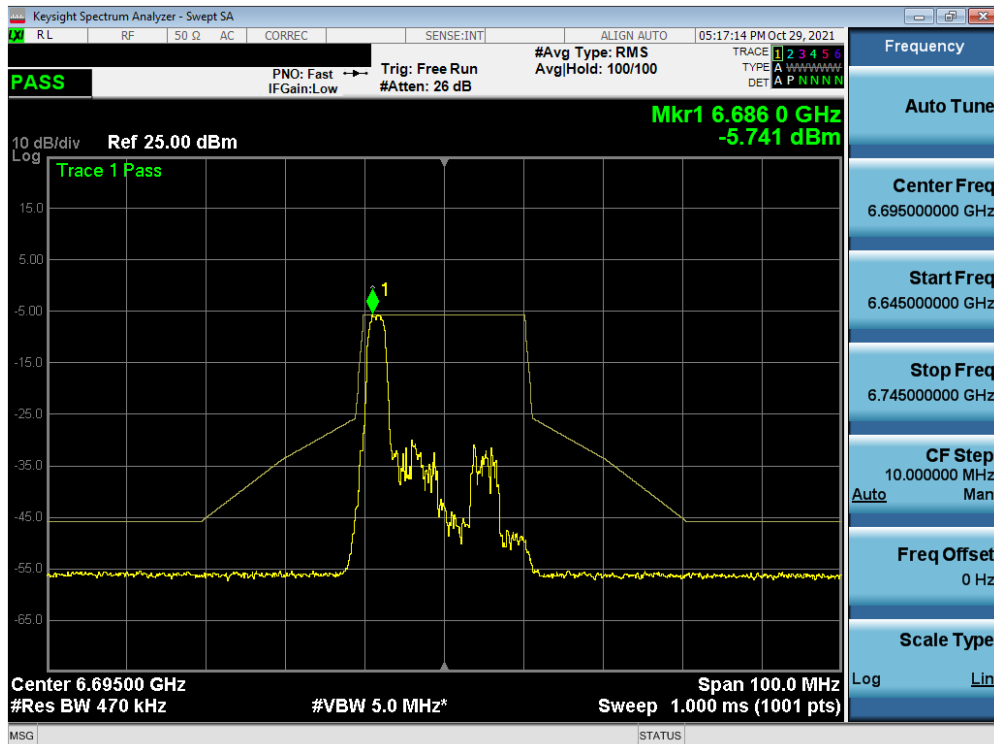


Plot 7-344. In-Band Emission Plot MIMO ANT1 (160MHz BW (U) 802.11ax (26 Tones) (UNII Band 6) – Ch. 111)

FCC ID: A3LSMS908U	PCTEST Proud to be part of element	MEASUREMENT REPORT (CERTIFICATION)	SAMSUNG	Approved by: Quality Manager
Test Report S/N: 1M2109090102-14.A3L	Test Dates: 9/9 – 11/18/2021	EUT Type: Portable Handset		Page 206 of 305

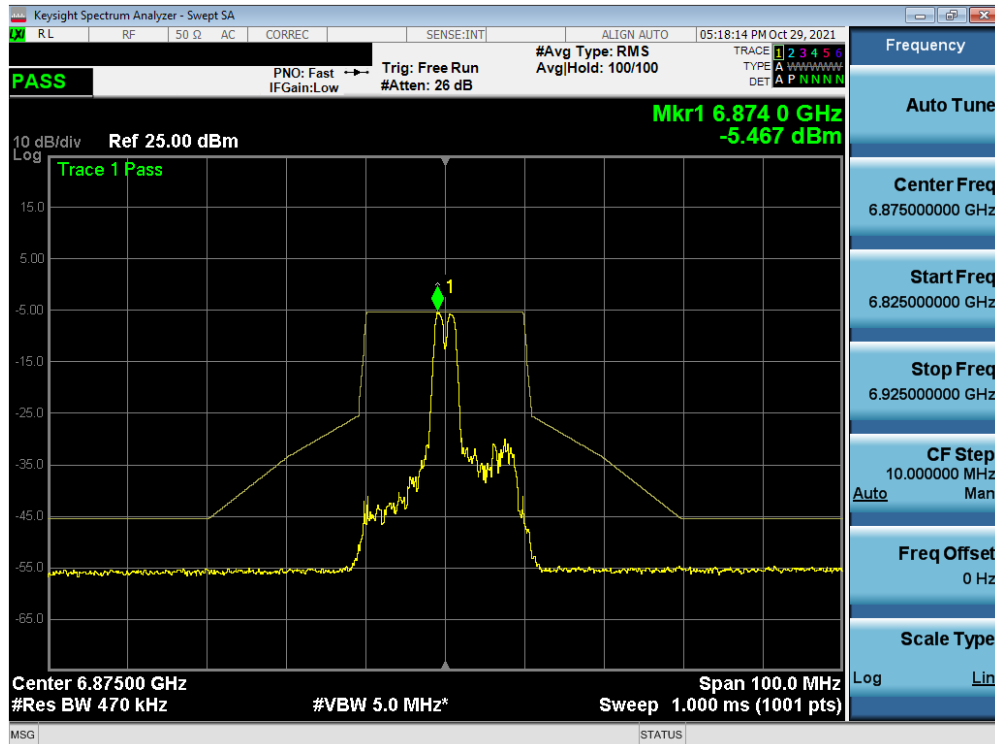


Plot 7-345. In-Band Emission Plot MIMO ANT1 (20MHz BW 802.11ax (26 Tones) (UNII Band 7) – Ch. 117)

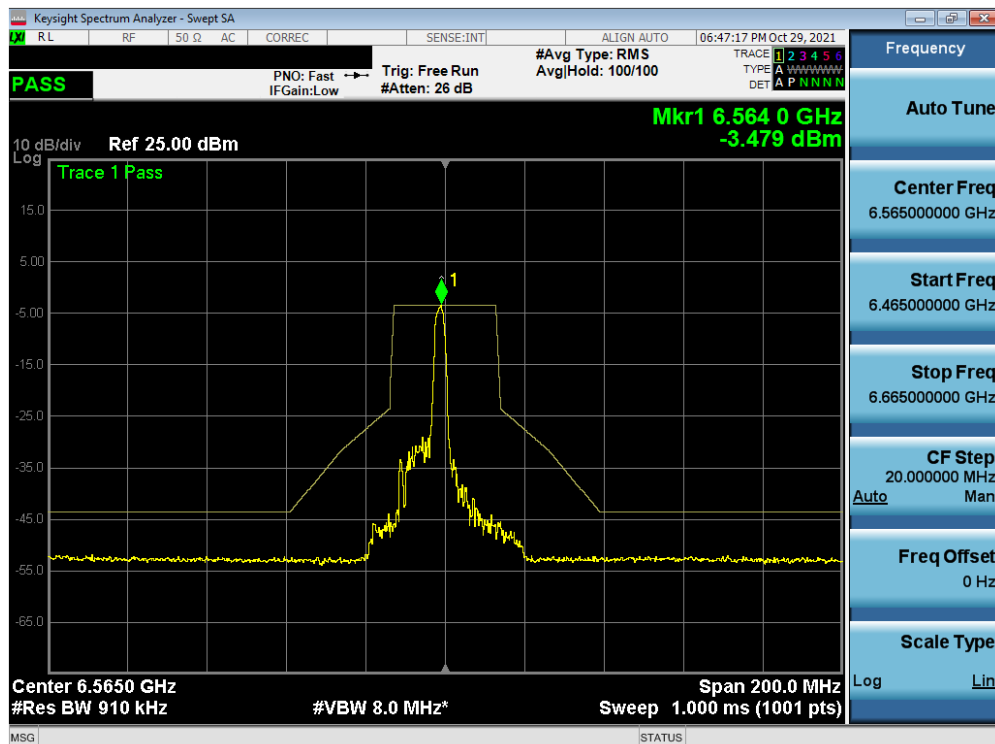


Plot 7-346. In-Band Emission Plot MIMO ANT1 (20MHz BW 802.11ax (26 Tones) (UNII Band 7) – Ch. 149)

FCC ID: A3LSMS908U	PCTEST Proud to be part of element	MEASUREMENT REPORT (CERTIFICATION)	SAMSUNG	Approved by: Quality Manager
Test Report S/N: 1M2109090102-14.A3L	Test Dates: 9/9 – 11/18/2021	EUT Type: Portable Handset		Page 207 of 305

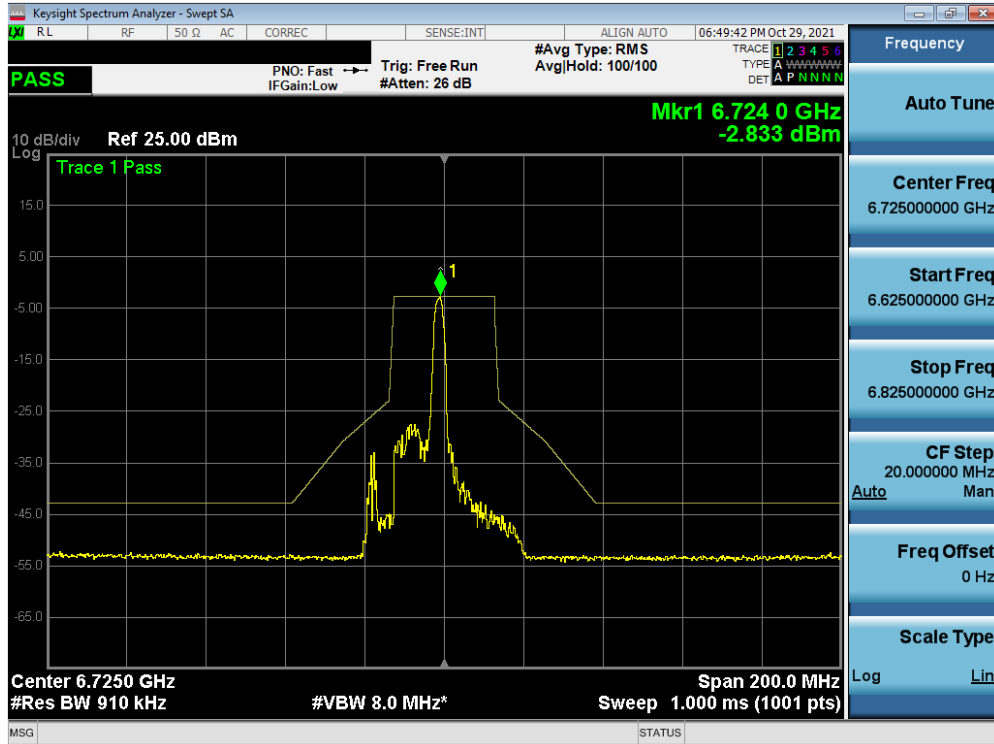


Plot 7-347. In-Band Emission Plot MIMO ANT1 (20MHz BW 802.11ax (26 Tones) (UNII Band 7) – Ch. 185)

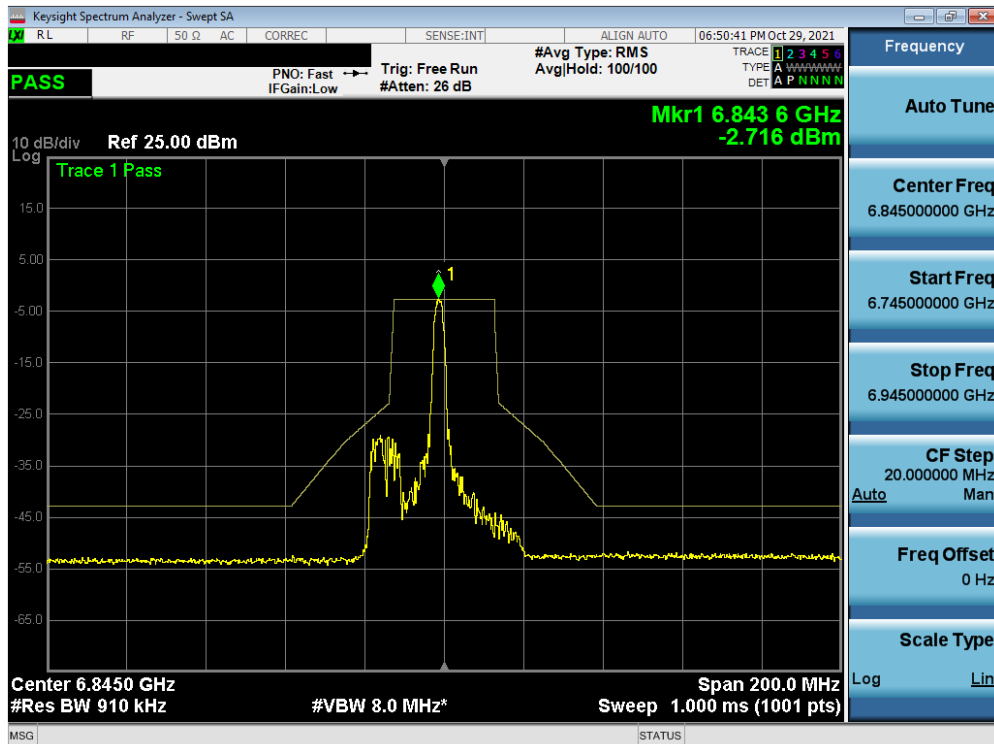


Plot 7-348. In-Band Emission Plot MIMO ANT1 (40MHz BW 802.11ax (26 Tones) (UNII Band 7) – Ch. 123)

FCC ID: A3LSMS908U	 PCTEST Proud to be part of 	MEASUREMENT REPORT (CERTIFICATION)		Approved by: Quality Manager
Test Report S/N: 1M2109090102-14.A3L	Test Dates: 9/9 – 11/18/2021	EUT Type: Portable Handset		Page 208 of 305

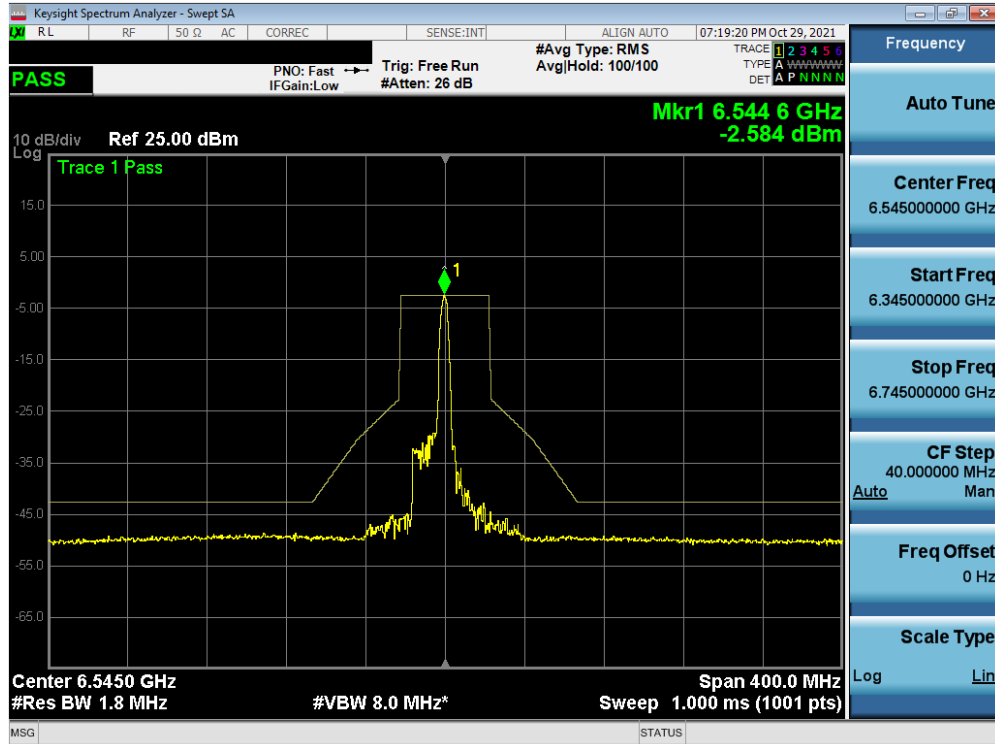


Plot 7-349. In-Band Emission Plot MIMO ANT1 (40MHz BW 802.11ax (26 Tones) (UNII Band 7) – Ch. 155)

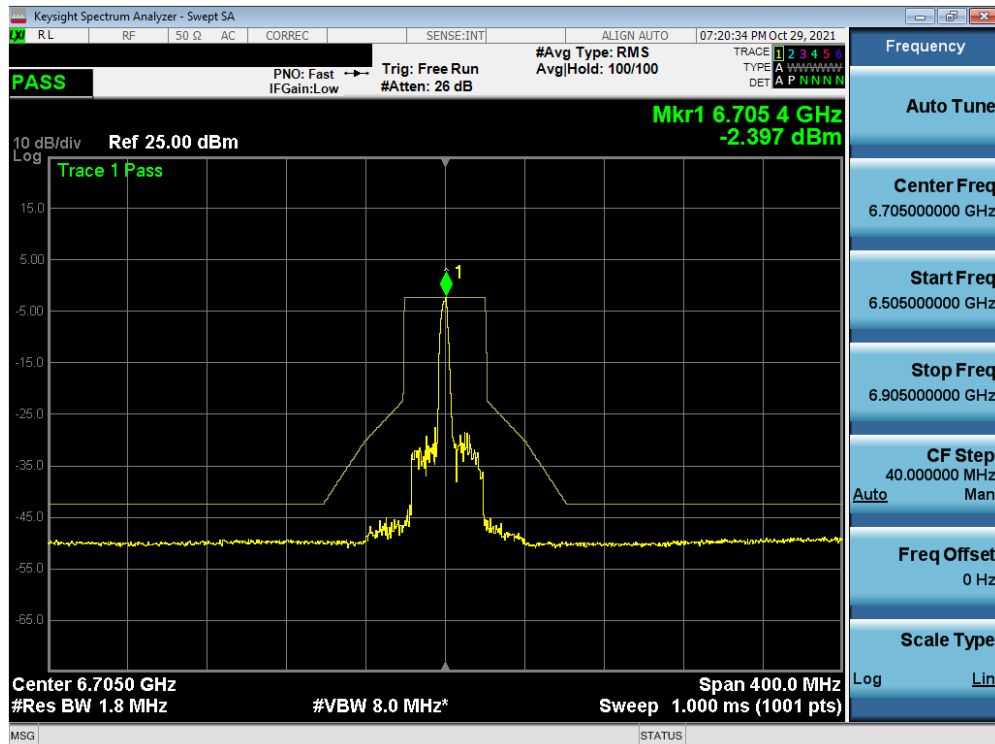


Plot 7-350. In-Band Emission Plot MIMO ANT1 (40MHz BW 802.11ax (26 Tones) (UNII Band 7) – Ch. 179)

FCC ID: A3LSMS908U	 Proud to be part of 	MEASUREMENT REPORT (CERTIFICATION)		Approved by: Quality Manager
Test Report S/N: 1M2109090102-14.A3L	Test Dates: 9/9 – 11/18/2021	EUT Type: Portable Handset		Page 209 of 305

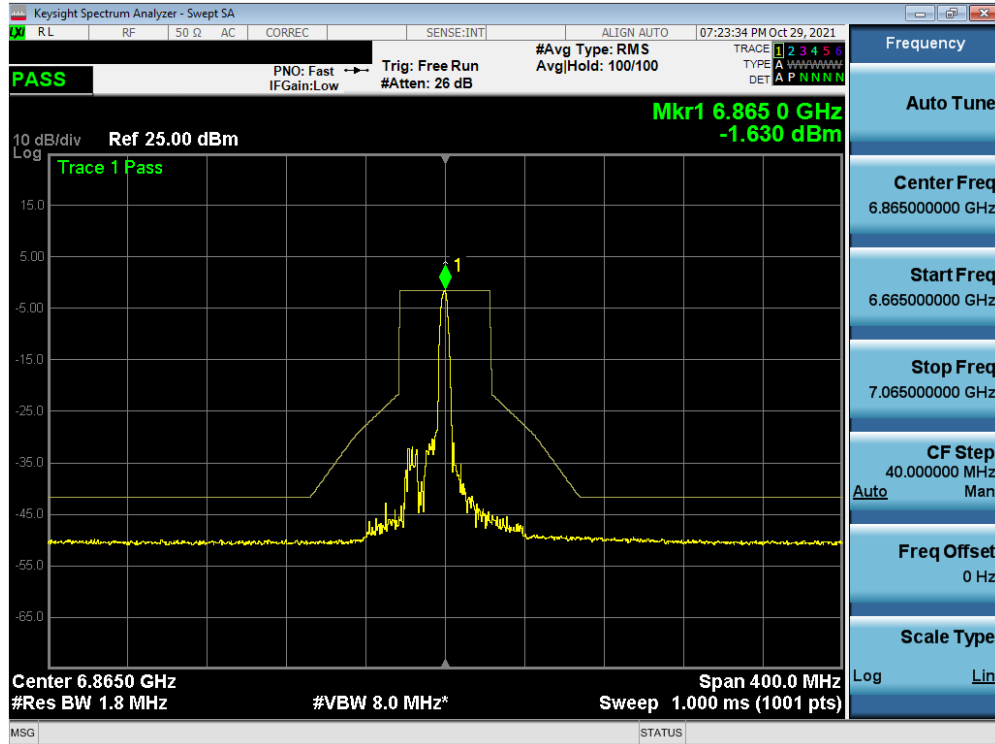


Plot 7-351. In-Band Emission Plot MIMO ANT1 (80MHz BW 802.11ax (26 Tones) (UNII Band 7) – Ch. 119)

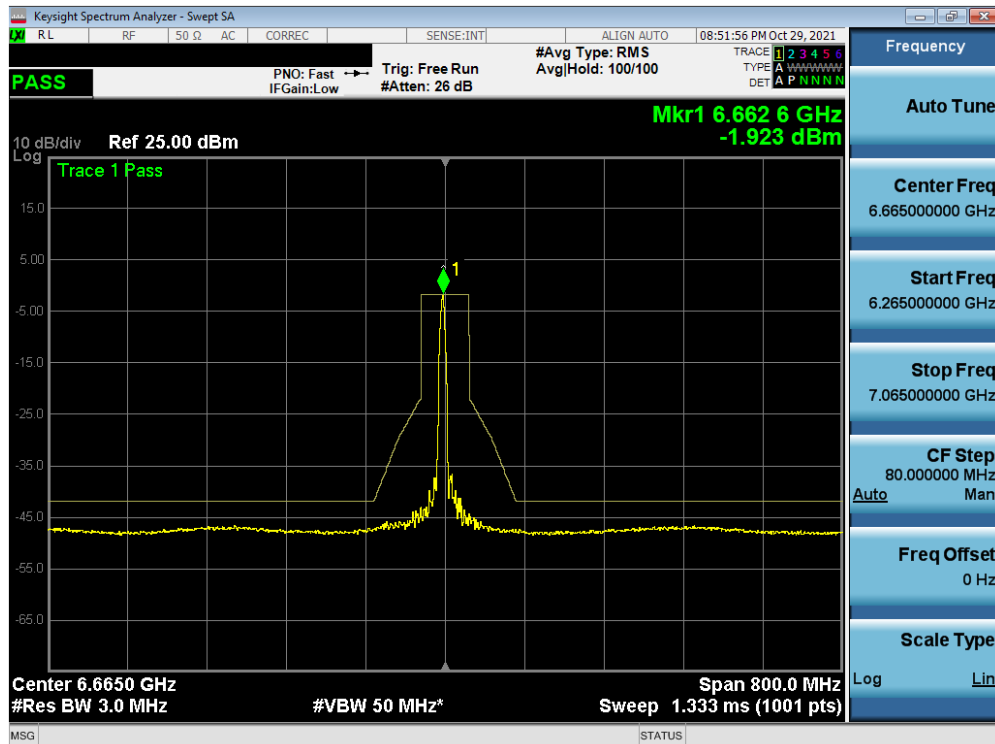


Plot 7-352. In-Band Emission Plot MIMO ANT1 (80MHz BW 802.11ax (26 Tones) (UNII Band 7) – Ch. 151)

FCC ID: A3LSMS908U	PCTEST Proud to be part of element	MEASUREMENT REPORT (CERTIFICATION)	SAMSUNG	Approved by: Quality Manager
Test Report S/N: 1M2109090102-14.A3L	Test Dates: 9/9 – 11/18/2021	EUT Type: Portable Handset		Page 210 of 305

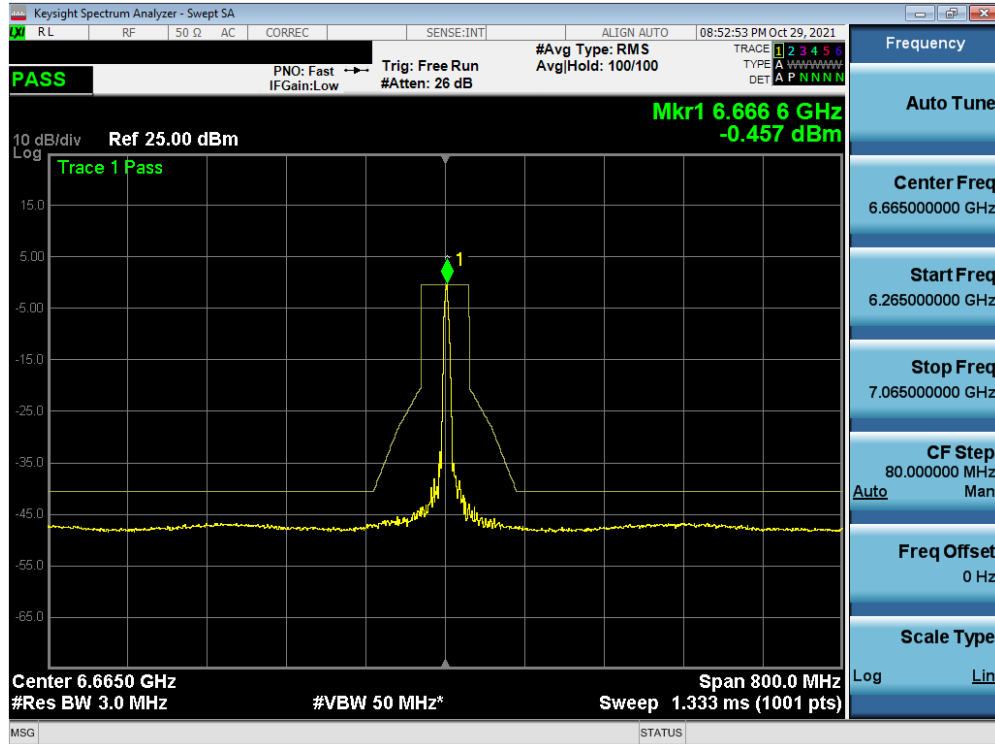


Plot 7-353. In-Band Emission Plot MIMO ANT1 (80MHz BW 802.11ax (26 Tones) (UNII Band 7) – Ch. 183)

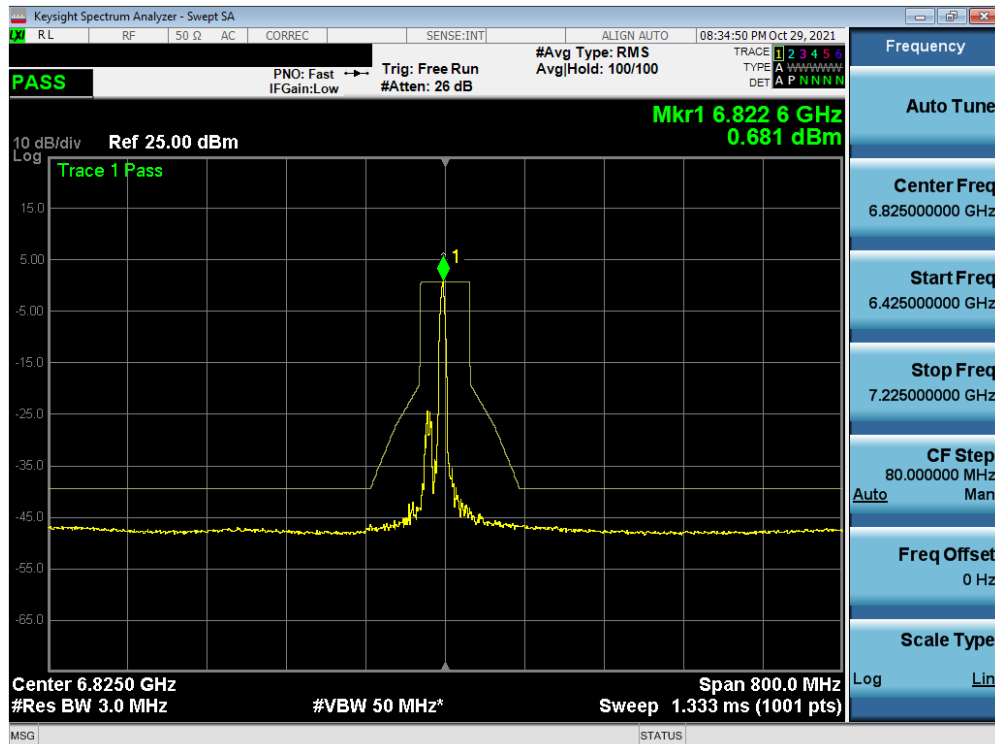


Plot 7-354. In-Band Emission Plot MIMO ANT1 (160MHz BW (L) 802.11ax (26 Tones) (UNII Band 7) – Ch. 143)

FCC ID: A3LSMS908U	PCTEST Proud to be part of element	MEASUREMENT REPORT (CERTIFICATION)	SAMSUNG	Approved by: Quality Manager
Test Report S/N: 1M2109090102-14.A3L	Test Dates: 9/9 – 11/18/2021	EUT Type: Portable Handset		Page 211 of 305

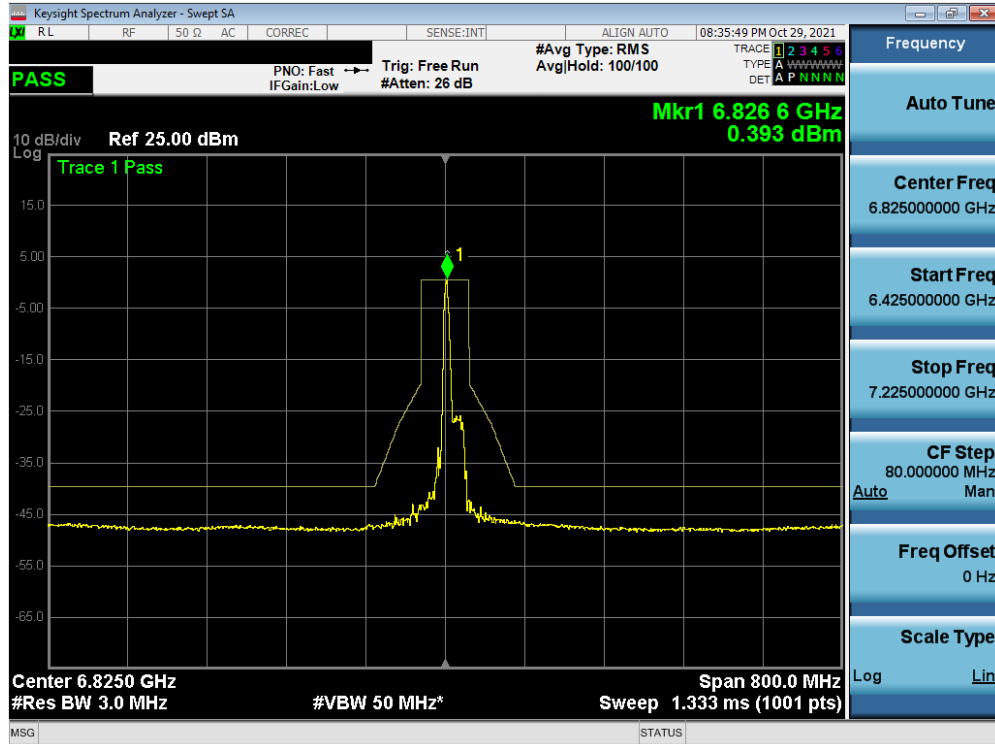


Plot 7-355. In-Band Emission Plot MIMO ANT1 (160MHz BW (U) 802.11ax (26 Tones) (UNII Band 7) – Ch. 143)

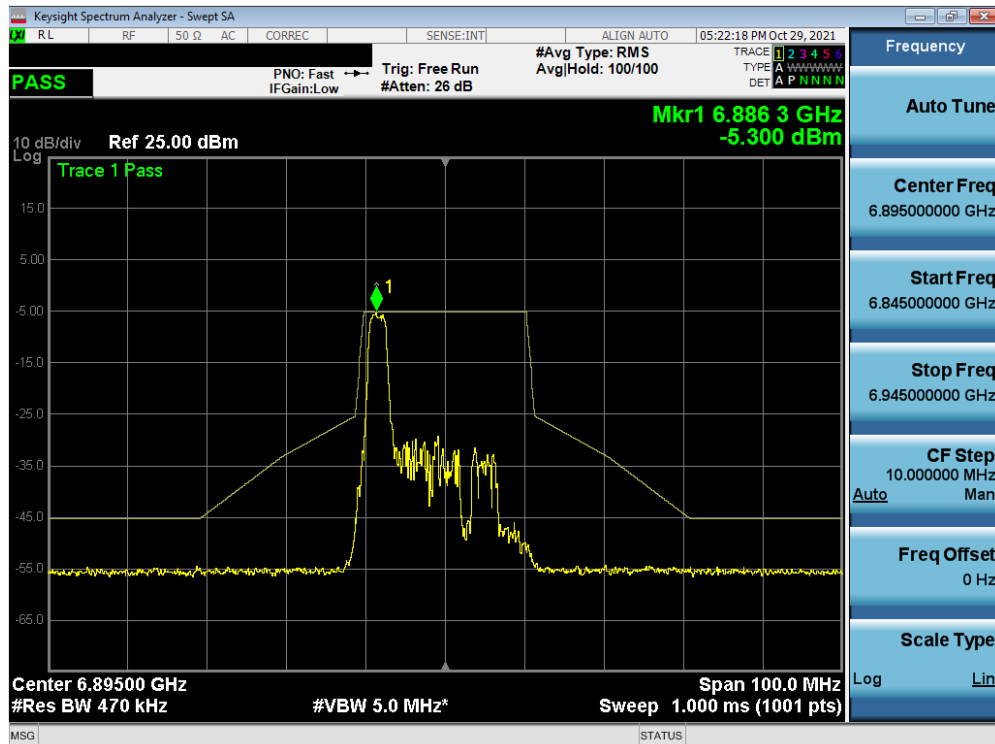


Plot 7-356. In-Band Emission Plot MIMO ANT1 (160MHz BW (L) 802.11ax (26 Tones) (UNII Band 7) – Ch. 175)

FCC ID: A3LSMS908U	PCTEST Proud to be part of element	MEASUREMENT REPORT (CERTIFICATION)	SAMSUNG	Approved by: Quality Manager
Test Report S/N: 1M2109090102-14.A3L	Test Dates: 9/9 – 11/18/2021	EUT Type: Portable Handset		Page 212 of 305

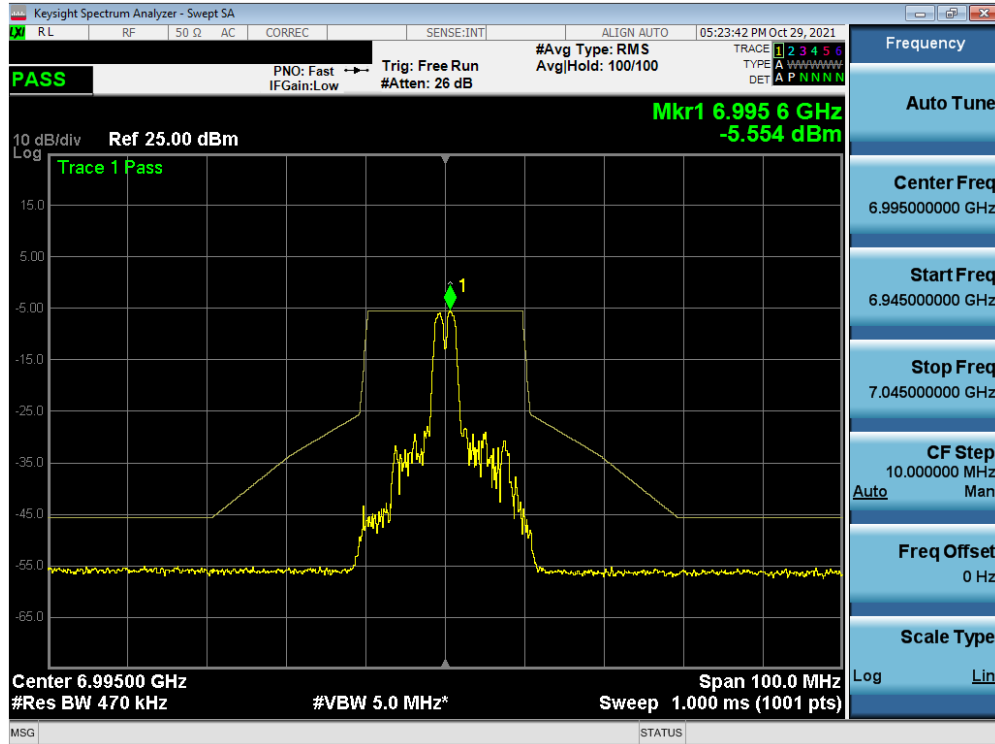


Plot 7-357. In-Band Emission Plot MIMO ANT1 (160MHz BW (U) 802.11ax (26 Tones) (UNII Band 7) – Ch. 175)

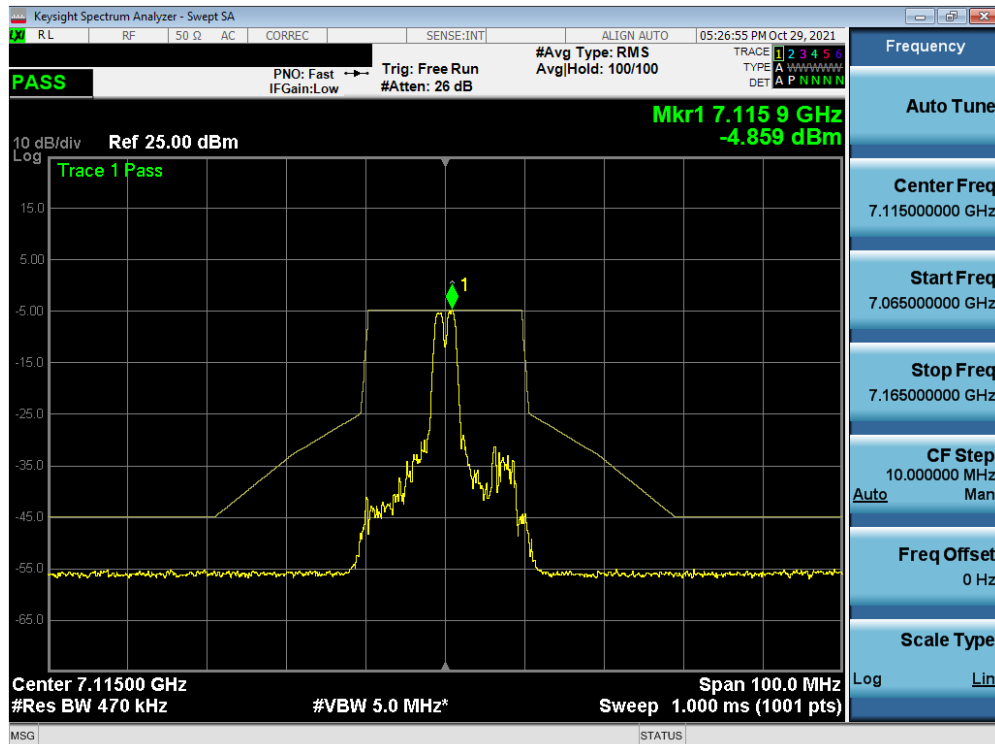


Plot 7-358. In-Band Emission Plot MIMO ANT1 (20MHz BW 802.11ax (26 Tones) (UNII Band 8) – Ch. 189)

FCC ID: A3LSMS908U	PCTEST Proud to be part of element	MEASUREMENT REPORT (CERTIFICATION)	SAMSUNG	Approved by: Quality Manager
Test Report S/N: 1M2109090102-14.A3L	Test Dates: 9/9 – 11/18/2021	EUT Type: Portable Handset		Page 213 of 305

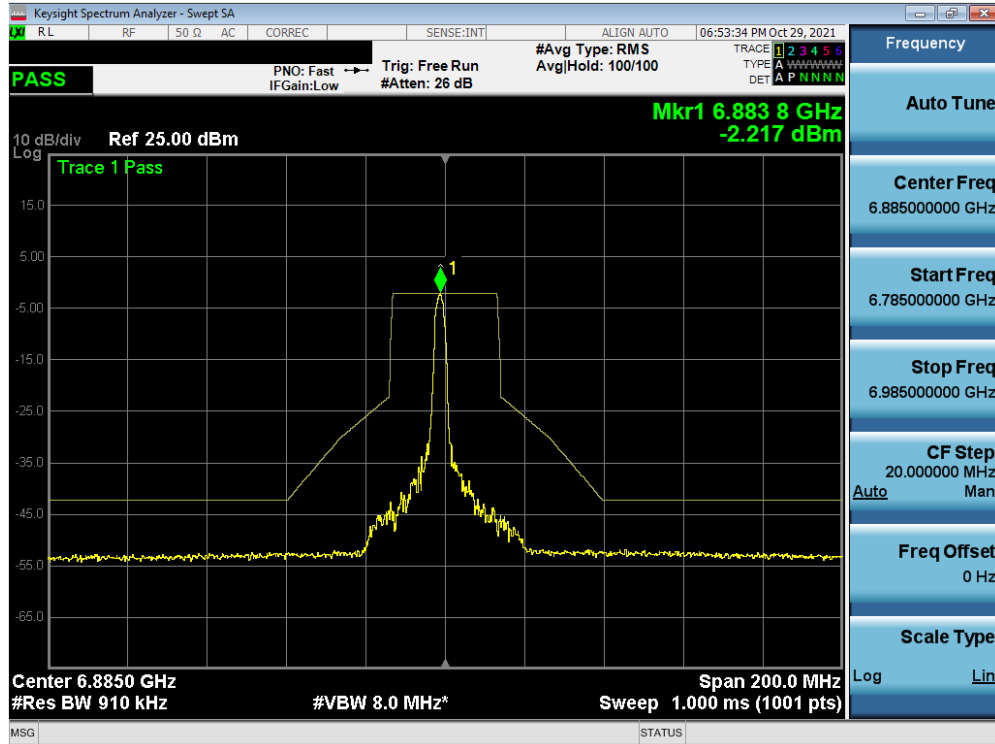


Plot 7-359. In-Band Emission Plot MIMO ANT1 (20MHz BW 802.11ax (26 Tones) (UNII Band 8) – Ch. 209)

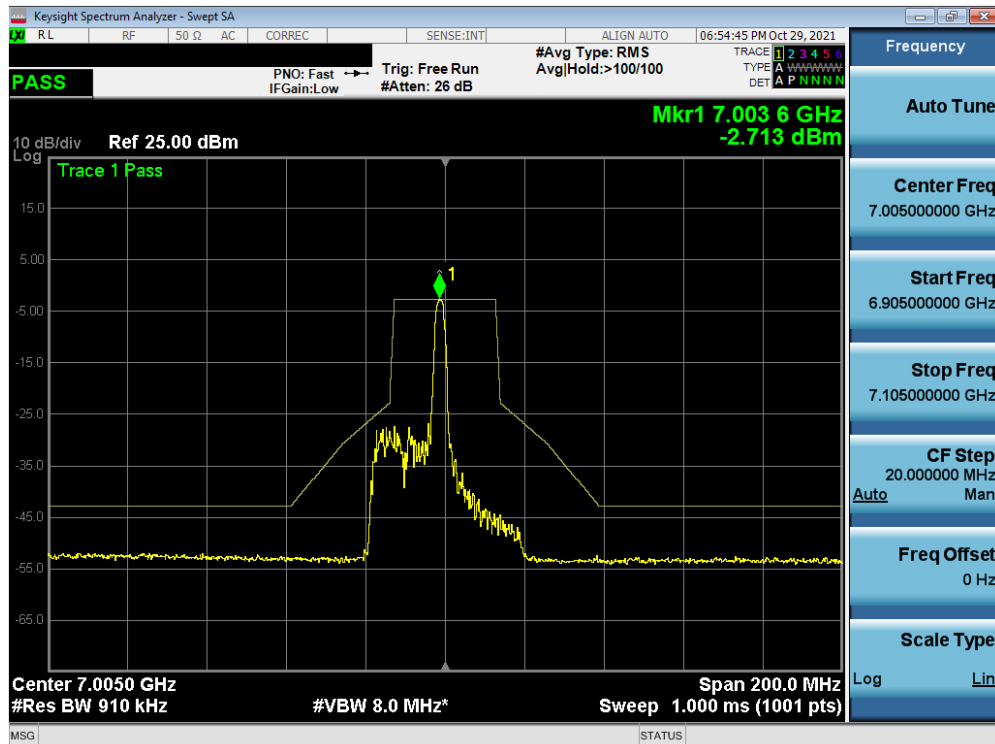


Plot 7-360. In-Band Emission Plot MIMO ANT1 (20MHz BW 802.11ax (26 Tones) (UNII Band 8) – Ch. 233)

FCC ID: A3LSMS908U	PCTEST Proud to be part of element	MEASUREMENT REPORT (CERTIFICATION)	SAMSUNG	Approved by: Quality Manager
Test Report S/N: 1M2109090102-14.A3L	Test Dates: 9/9 – 11/18/2021	EUT Type: Portable Handset		Page 214 of 305

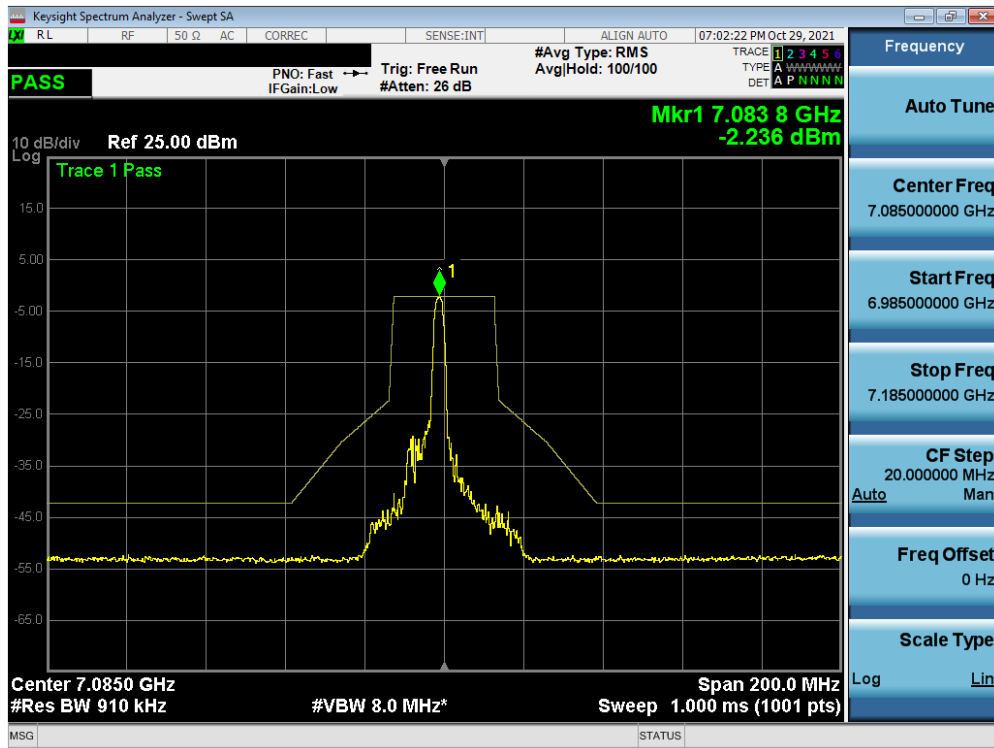


Plot 7-361. In-Band Emission Plot MIMO ANT1 (40MHz BW 802.11ax (26 Tones) (UNII Band 8) – Ch. 187)

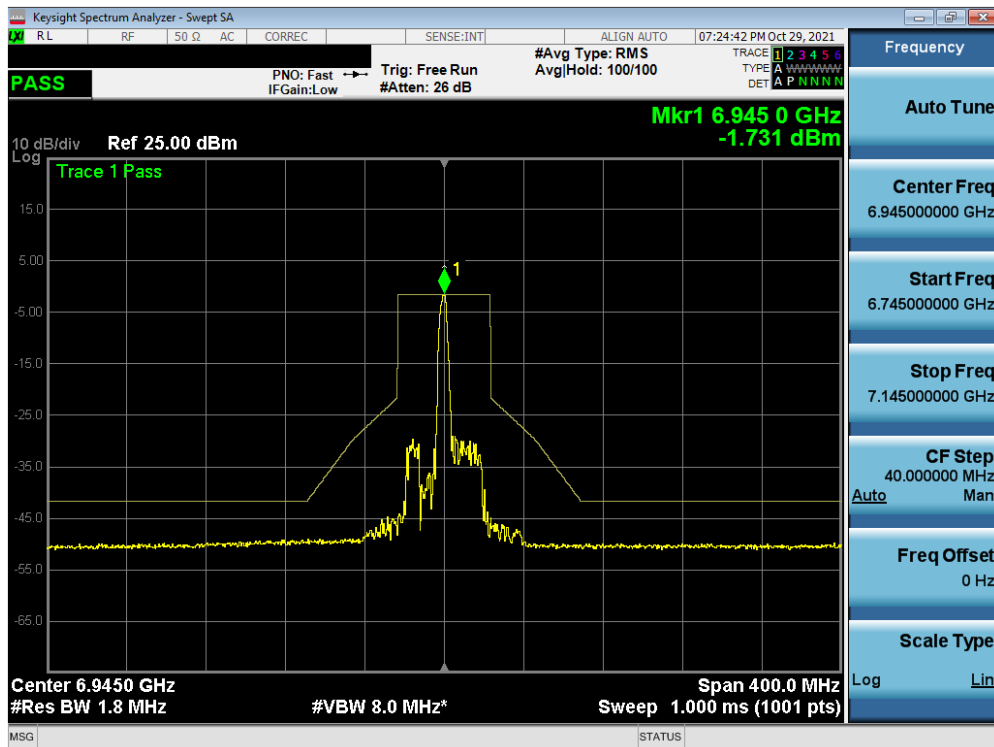


Plot 7-362. In-Band Emission Plot MIMO ANT1 (40MHz BW 802.11ax (26 Tones) (UNII Band 8) – Ch. 211)

FCC ID: A3LSMS908U		MEASUREMENT REPORT (CERTIFICATION)		Approved by: Quality Manager
Test Report S/N: 1M2109090102-14.A3L	Test Dates: 9/9 – 11/18/2021	EUT Type: Portable Handset		Page 215 of 305

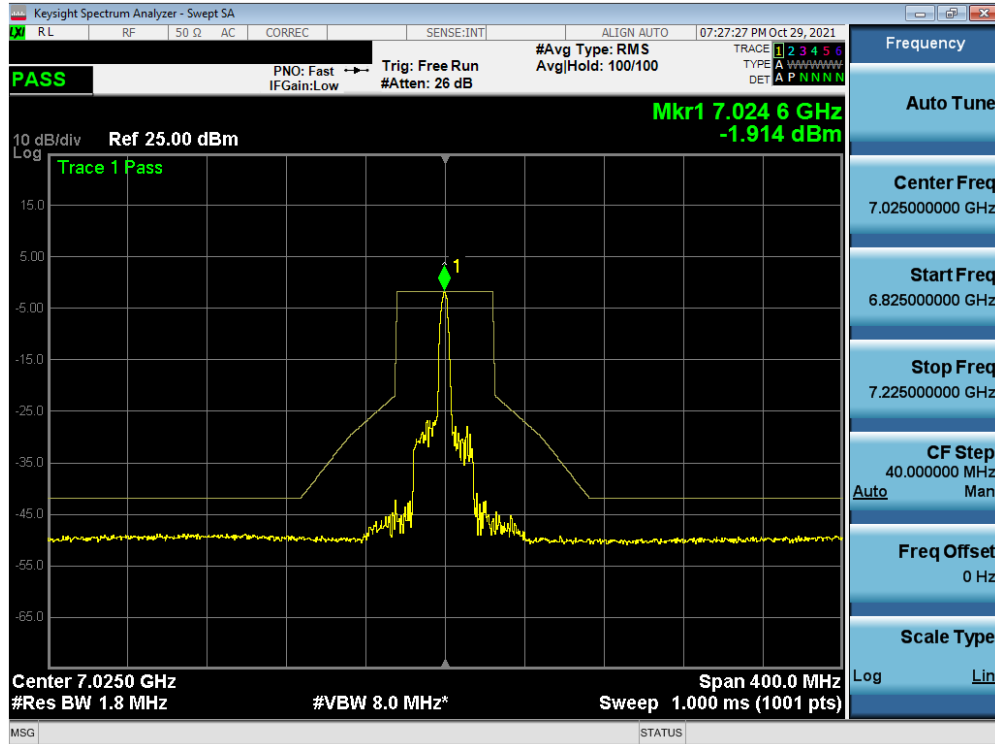


Plot 7-363. In-Band Emission Plot MIMO ANT1 (40MHz BW 802.11ax (26 Tones) (UNII Band 8) – Ch. 227)

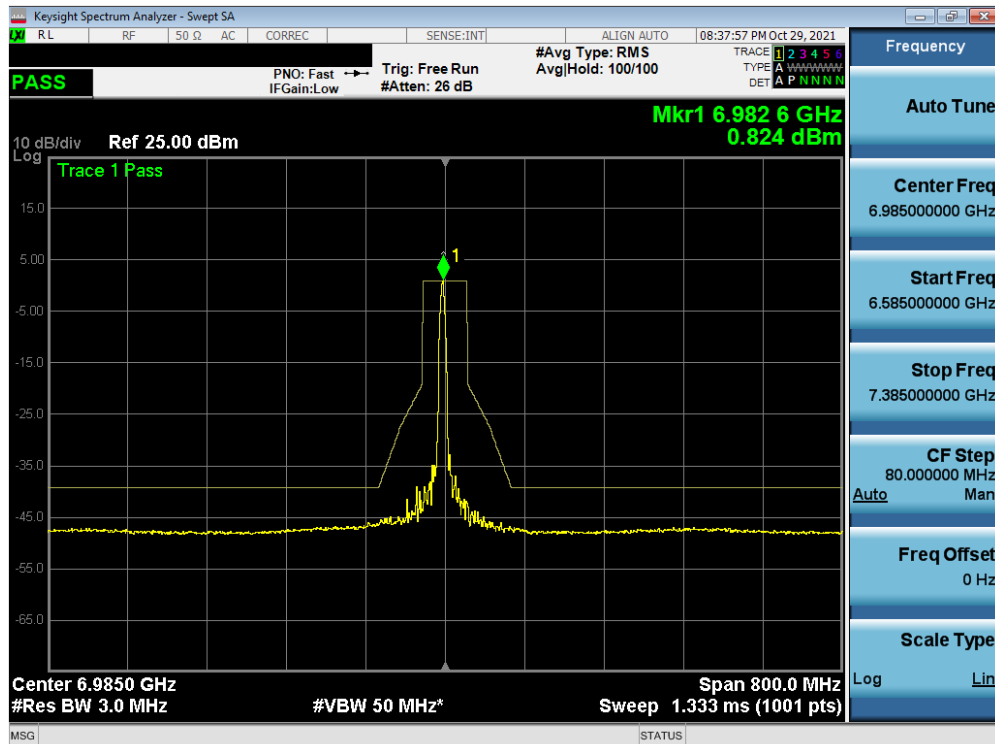


Plot 7-364. In-Band Emission Plot MIMO ANT1 (80MHz BW 802.11ax (26 Tones) (UNII Band 8) – Ch. 199)

FCC ID: A3LSMS908U	PCTEST Proud to be part of element	MEASUREMENT REPORT (CERTIFICATION)	SAMSUNG	Approved by: Quality Manager
Test Report S/N: 1M2109090102-14.A3L	Test Dates: 9/9 – 11/18/2021	EUT Type: Portable Handset		Page 216 of 305

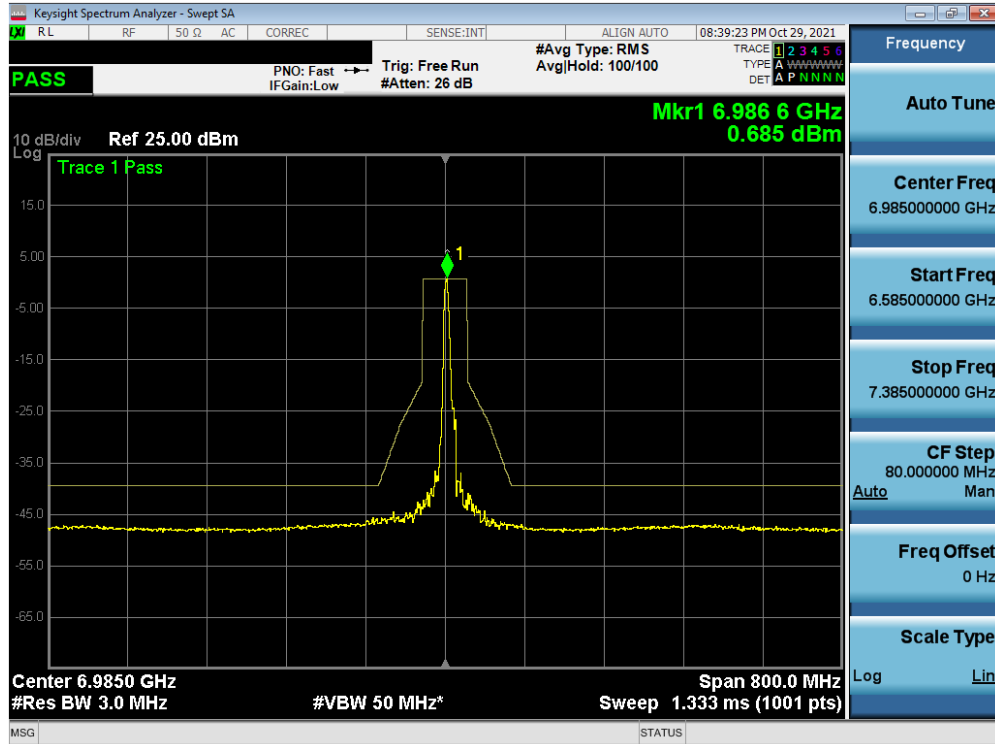


Plot 7-365. In-Band Emission Plot MIMO ANT1 (80MHz BW 802.11ax (26 Tones) (UNII Band 8) – Ch. 215)



Plot 7-366. In-Band Emission Plot MIMO ANT1 (160MHz BW (L) 802.11ax (26 Tones) (UNII Band 8) – Ch. 207)

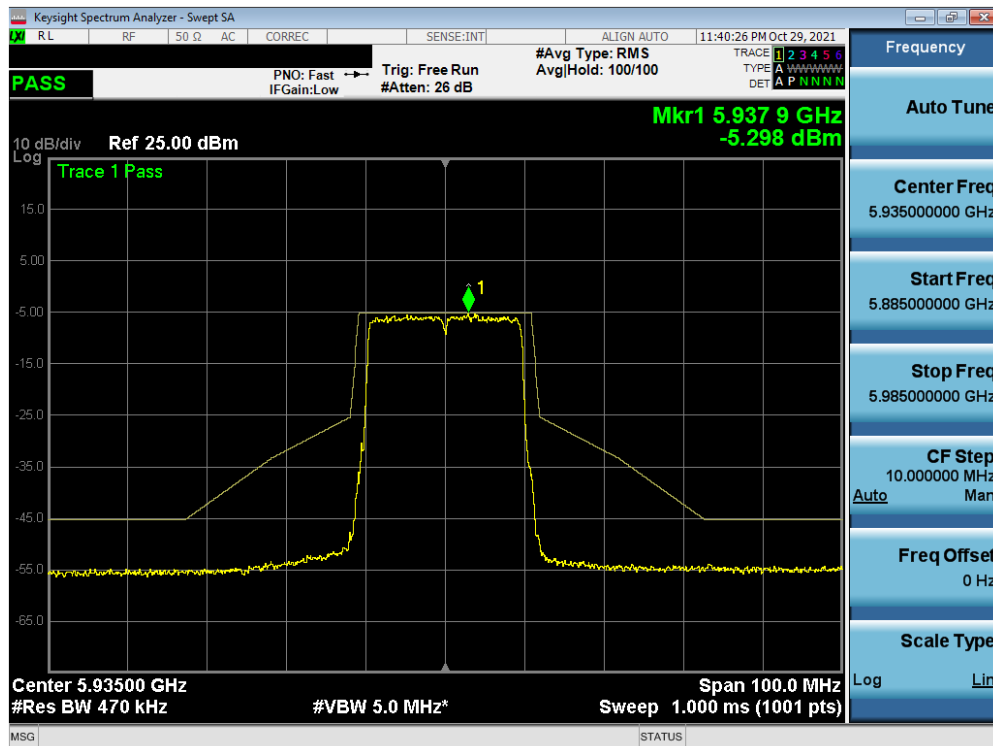
FCC ID: A3LSMS908U	PCTEST Proud to be part of element	MEASUREMENT REPORT (CERTIFICATION)	SAMSUNG	Approved by: Quality Manager
Test Report S/N: 1M2109090102-14.A3L	Test Dates: 9/9 – 11/18/2021	EUT Type: Portable Handset		Page 217 of 305



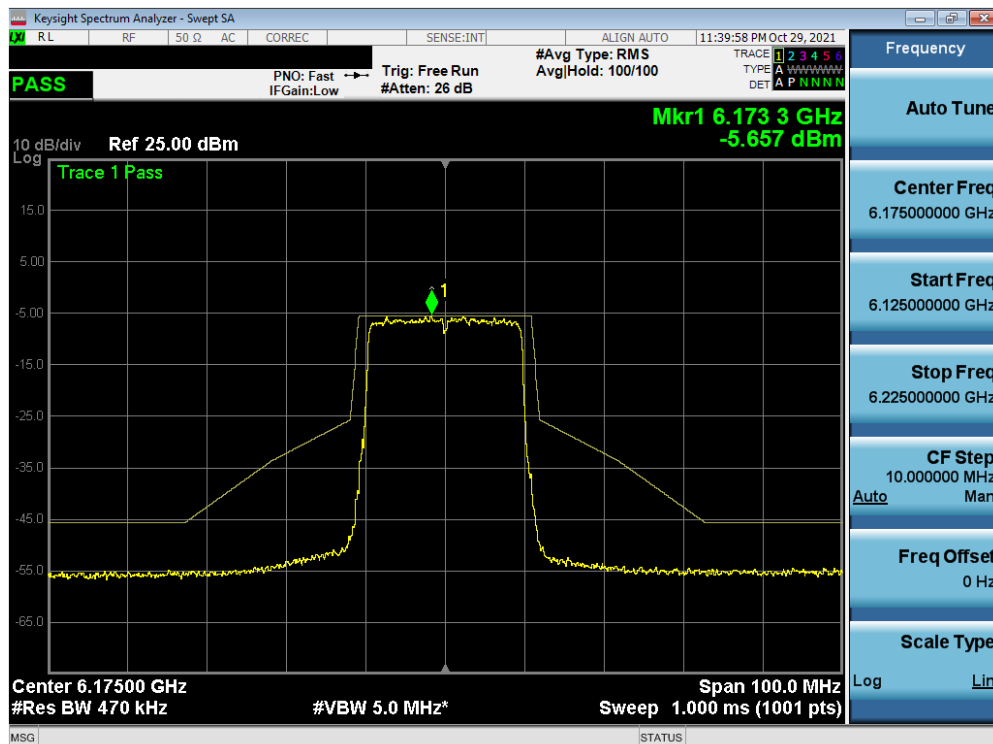
Plot 7-367. In-Band Emission Plot MIMO ANT1 (160MHz BW (U) 802.11ax (26 Tones) (UNII Band 8) – Ch. 207)

FCC ID: A3LSMS908U	PCTEST Proud to be part of element	MEASUREMENT REPORT (CERTIFICATION)	SAMSUNG	Approved by: Quality Manager
Test Report S/N: 1M2109090102-14.A3L	Test Dates: 9/9 – 11/18/2021	EUT Type: Portable Handset		Page 218 of 305

MIMO Antenna-1 In-Band Emissions (FULL Tones)

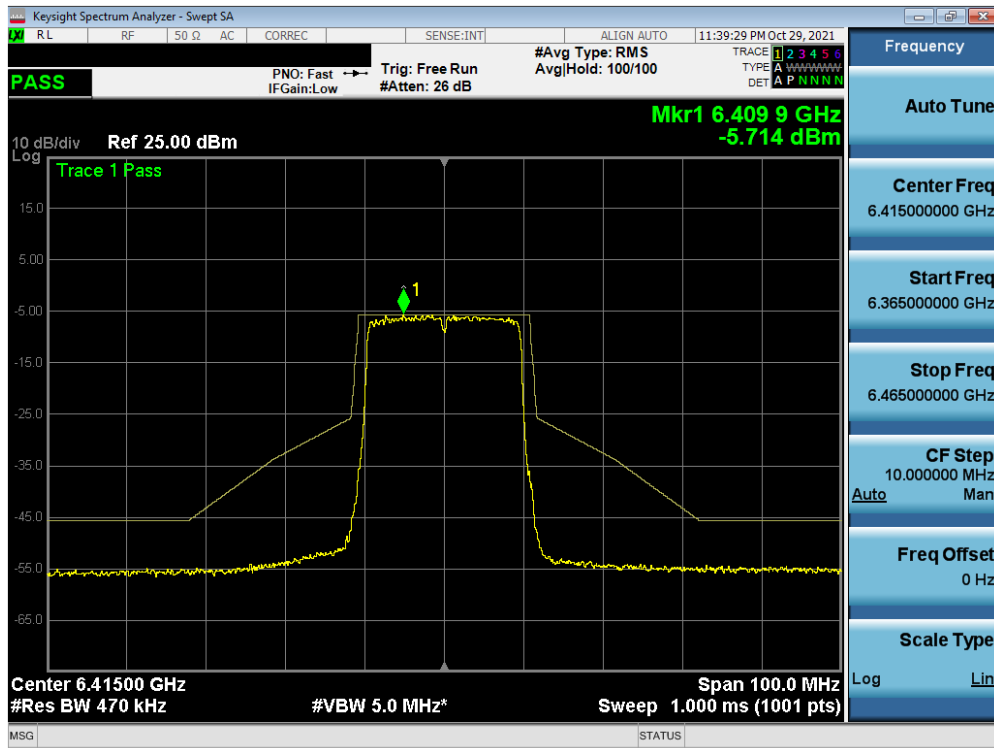


Plot 7-368. In-Band Emission Plot MIMO ANT1 (20MHz 802.11ax (FULL Tones) (UNII Band 5) – Ch. 2)

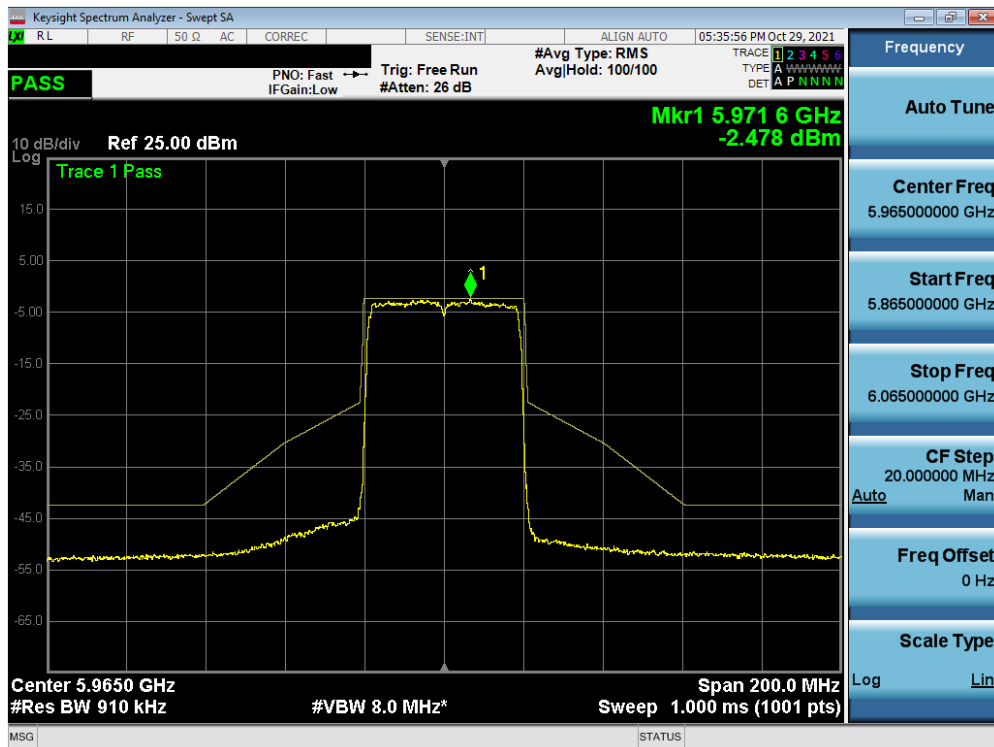


Plot 7-369. In-Band Emission Plot MIMO ANT1 (20MHz BW 802.11ax (FULL Tones) (UNII Band 5) – Ch. 45)

FCC ID: A3LSMS908U	PCTEST Proud to be part of element	MEASUREMENT REPORT (CERTIFICATION)	SAMSUNG	Approved by: Quality Manager
Test Report S/N: 1M2109090102-14.A3L	Test Dates: 9/9 – 11/18/2021	EUT Type: Portable Handset		Page 219 of 305

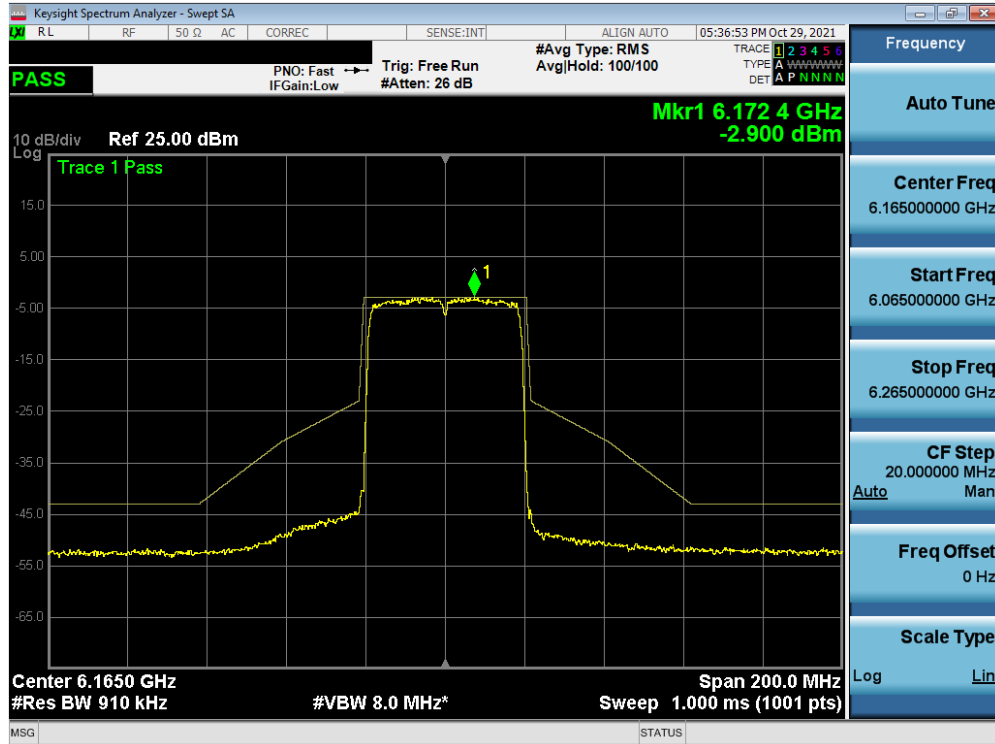


Plot 7-370. In-Band Emission Plot MIMO ANT1 (20MHz BW 802.11ax (FULL Tones) UNII Band 5) – Ch. 93)

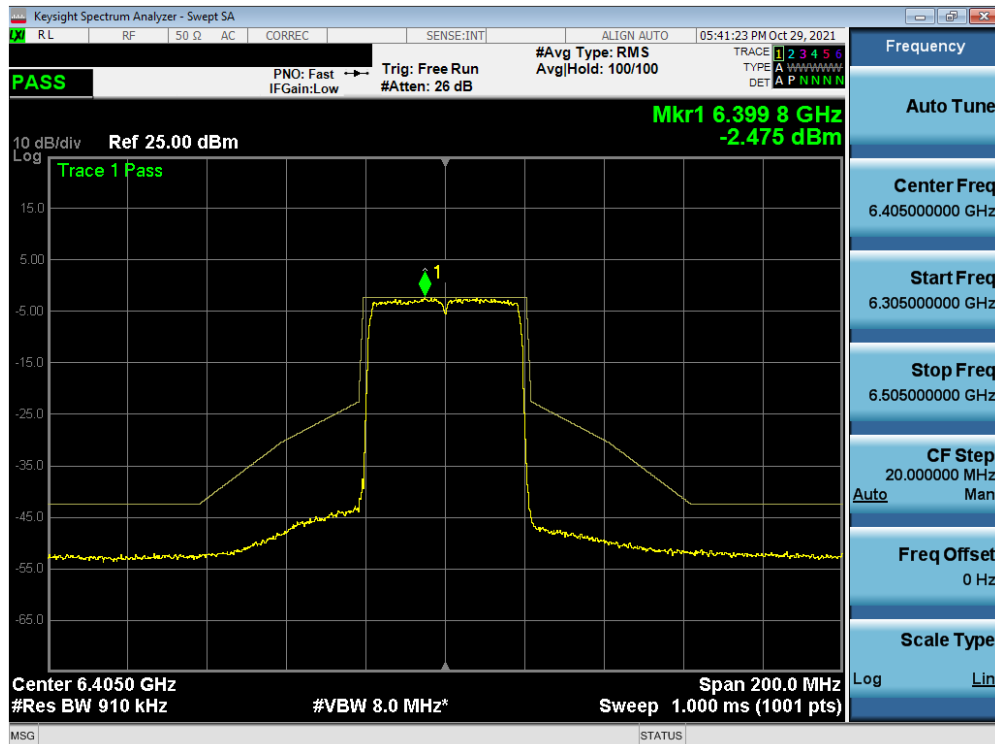


Plot 7-371. In-Band Emission Plot MIMO ANT1 (40MHz BW 802.11ax (FULL Tones) UNII Band 5) – Ch. 3)

FCC ID: A3LSMS908U	PCTEST Proud to be part of element	MEASUREMENT REPORT (CERTIFICATION)	SAMSUNG	Approved by: Quality Manager
Test Report S/N: 1M2109090102-14.A3L	Test Dates: 9/9 – 11/18/2021	EUT Type: Portable Handset		Page 220 of 305

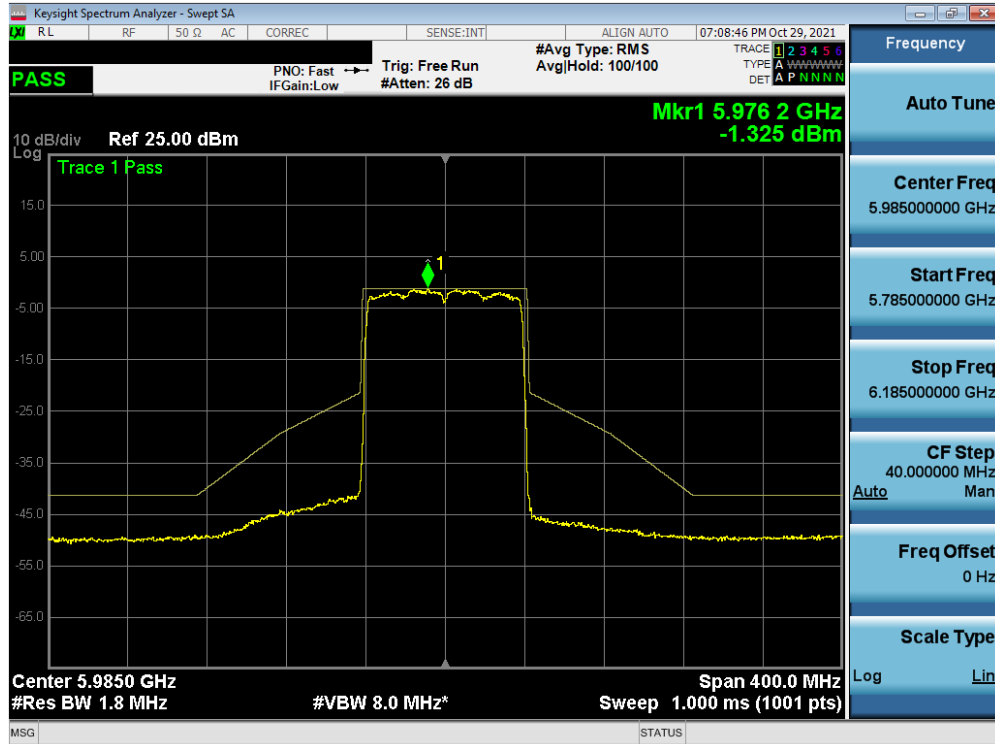


Plot 7-372. In-Band Emission Plot MIMO ANT1 (40MHz BW 802.11ax (FULL Tones) (UNII Band 5) – Ch. 43)

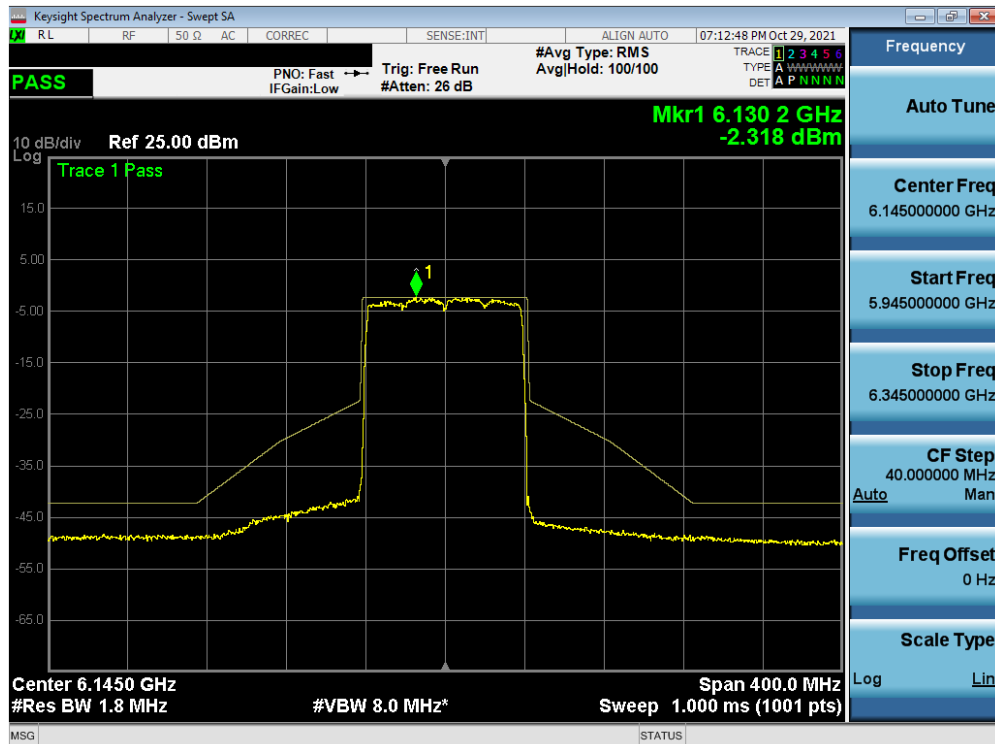


Plot 7-373. In-Band Emission Plot MIMO ANT1 (40MHz BW 802.11ax (FULL Tones) (UNII Band 5) – Ch. 91)

FCC ID: A3LSMS908U		MEASUREMENT REPORT (CERTIFICATION)		Approved by: Quality Manager
Test Report S/N: 1M2109090102-14.A3L	Test Dates: 9/9 – 11/18/2021	EUT Type: Portable Handset		Page 221 of 305

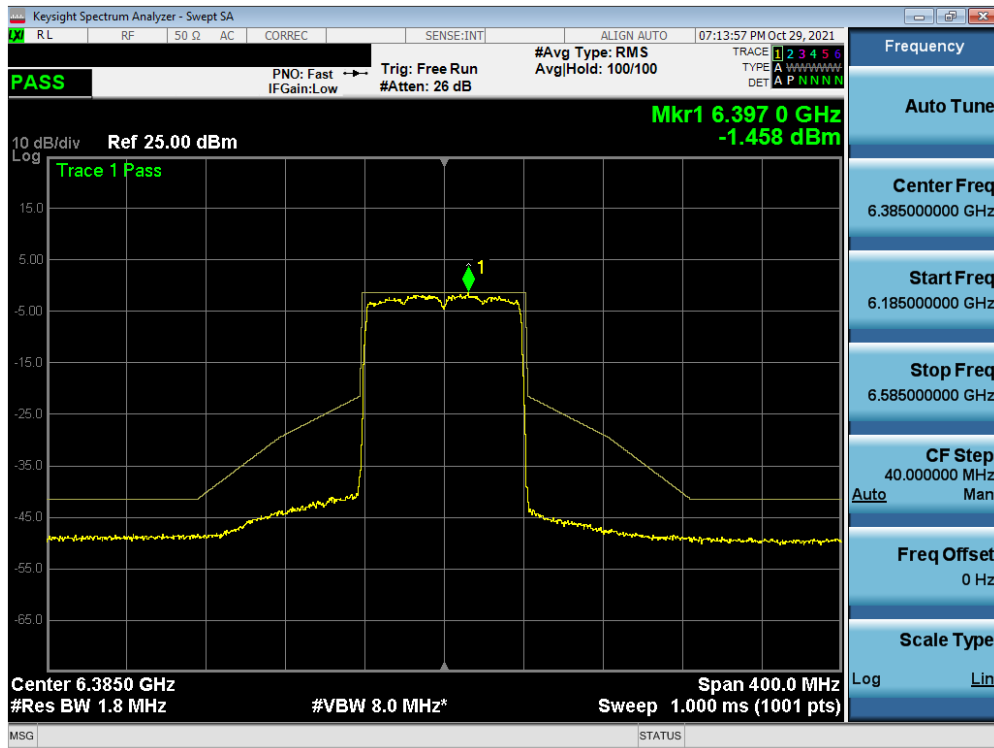


Plot 7-374. In-Band Emission Plot MIMO ANT1 (80MHz BW 802.11ax (FULL Tones) (UNII Band 5) – Ch. 7)

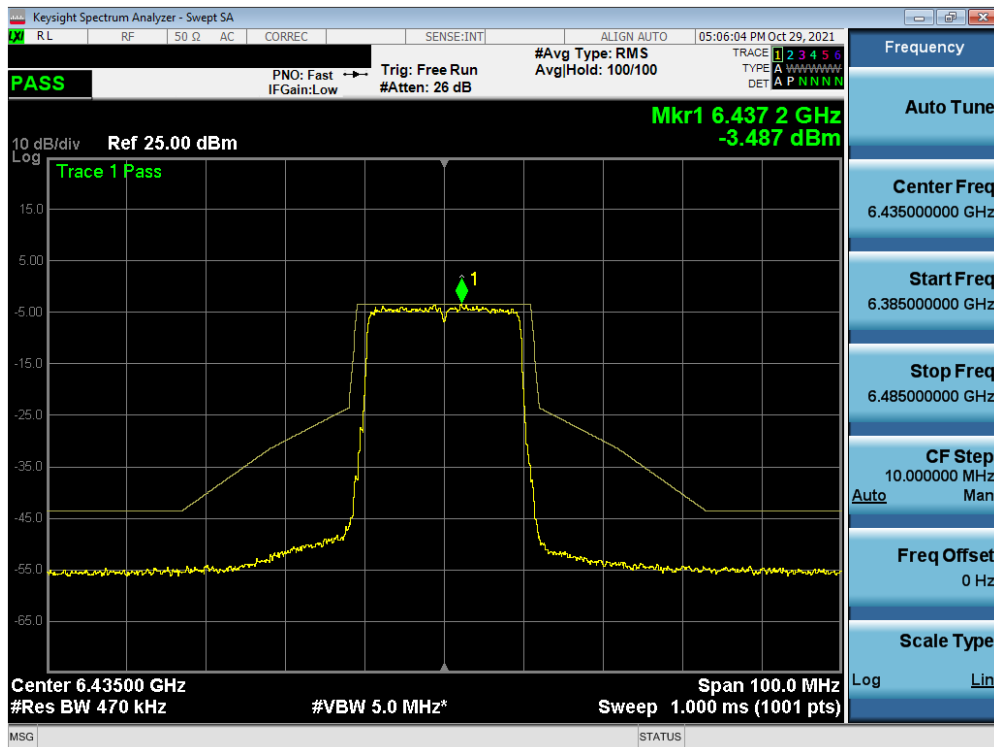


Plot 7-375. In-Band Emission Plot MIMO ANT1 (80MHz BW 802.11ax (FULL Tones) (UNII Band 5) – Ch. 39)

FCC ID: A3LSMS908U		MEASUREMENT REPORT (CERTIFICATION)		Approved by: Quality Manager
Test Report S/N: 1M2109090102-14.A3L	Test Dates: 9/9 – 11/18/2021	EUT Type: Portable Handset		Page 222 of 305

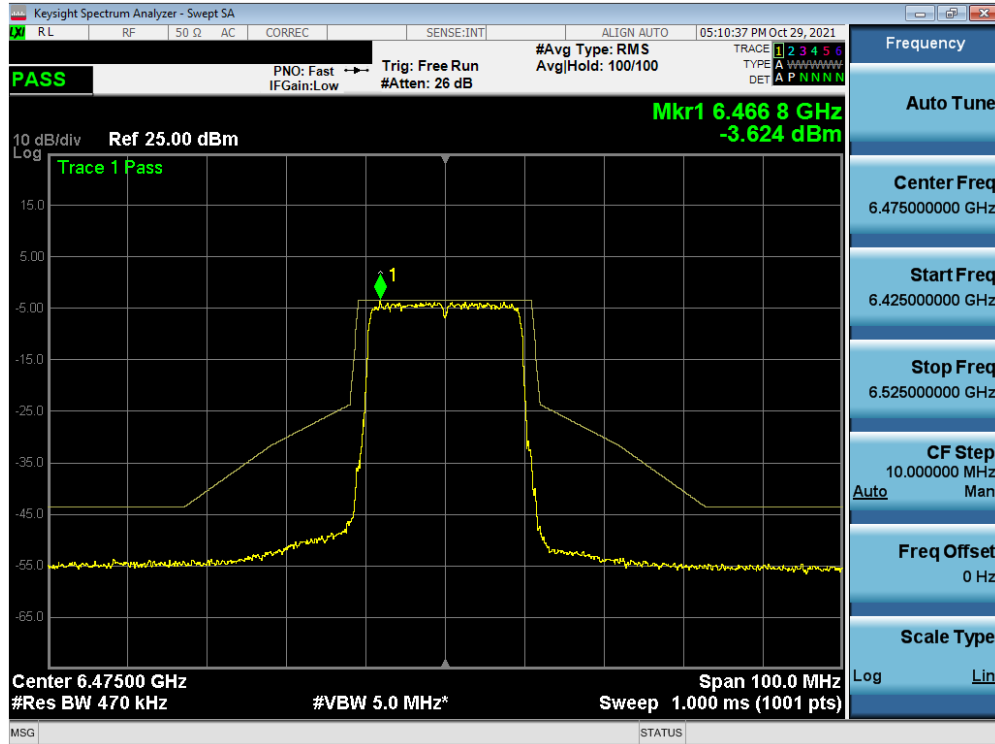


Plot 7-376. In-Band Emission Plot MIMO ANT1 (80MHz BW 802.11ax (FULL Tones) (UNII Band 5) – Ch. 87)

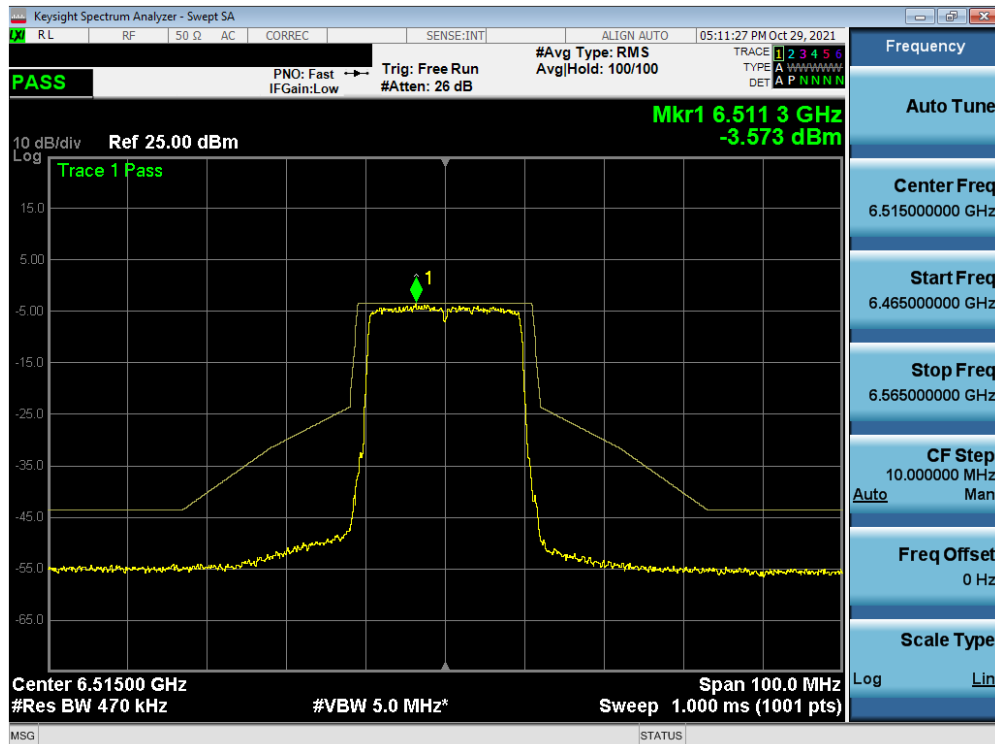


Plot 7-377. In-Band Emission Plot MIMO ANT1 (20MHz BW 802.11ax (FULL Tones) (UNII Band 6) – Ch. 97)

FCC ID: A3LSMS908U	PCTEST Proud to be part of element	MEASUREMENT REPORT (CERTIFICATION)	SAMSUNG	Approved by: Quality Manager
Test Report S/N: 1M2109090102-14.A3L	Test Dates: 9/9 – 11/18/2021	EUT Type: Portable Handset		Page 223 of 305

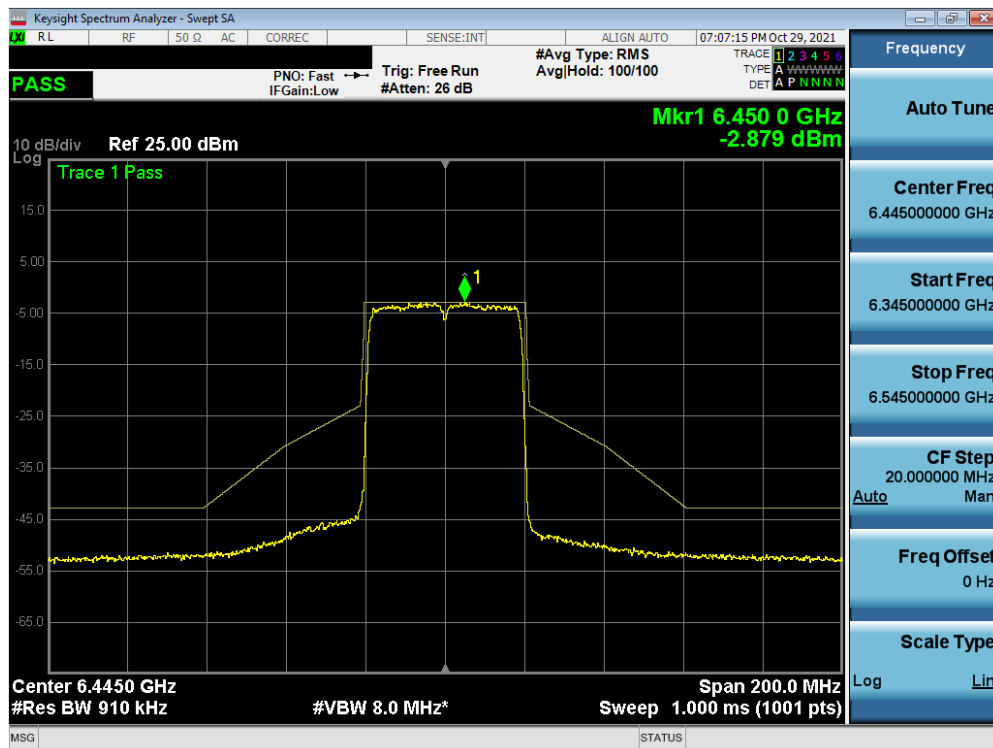


Plot 7-378. In-Band Emission Plot MIMO ANT1 (20MHz BW 802.11ax (FULL Tones) (UNII Band 6) – Ch. 105)

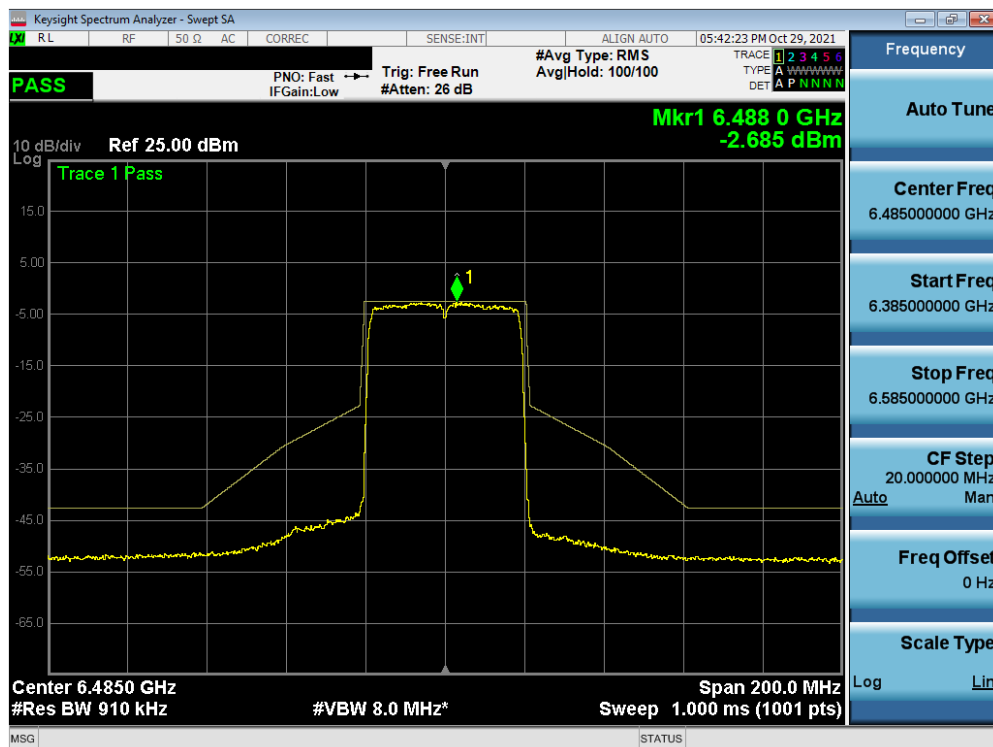


Plot 7-379. In-Band Emission Plot MIMO ANT1 (20MHz BW 802.11ax (FULL Tones) (UNII Band 6) – Ch. 113)

FCC ID: A3LSMS908U	PCTEST Proud to be part of element	MEASUREMENT REPORT (CERTIFICATION)	SAMSUNG	Approved by: Quality Manager
Test Report S/N: 1M2109090102-14.A3L	Test Dates: 9/9 – 11/18/2021	EUT Type: Portable Handset		Page 224 of 305

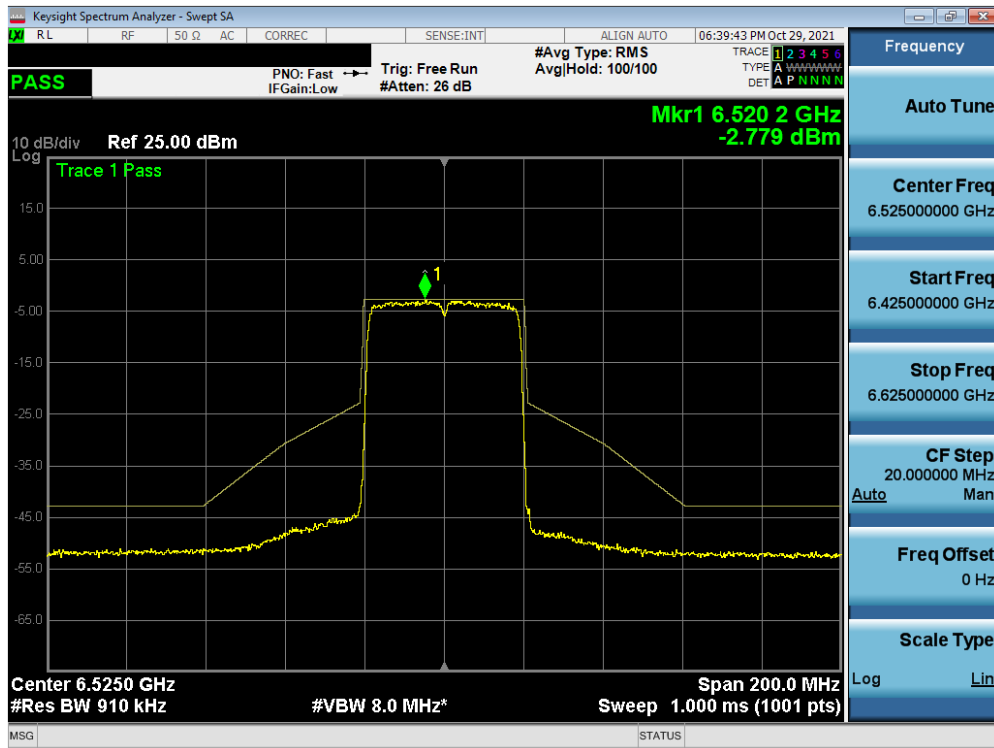


Plot 7-380. In-Band Emission Plot MIMO ANT1 (40MHz BW 802.11ax (FULL Tones) (UNII Band 6) – Ch. 99)

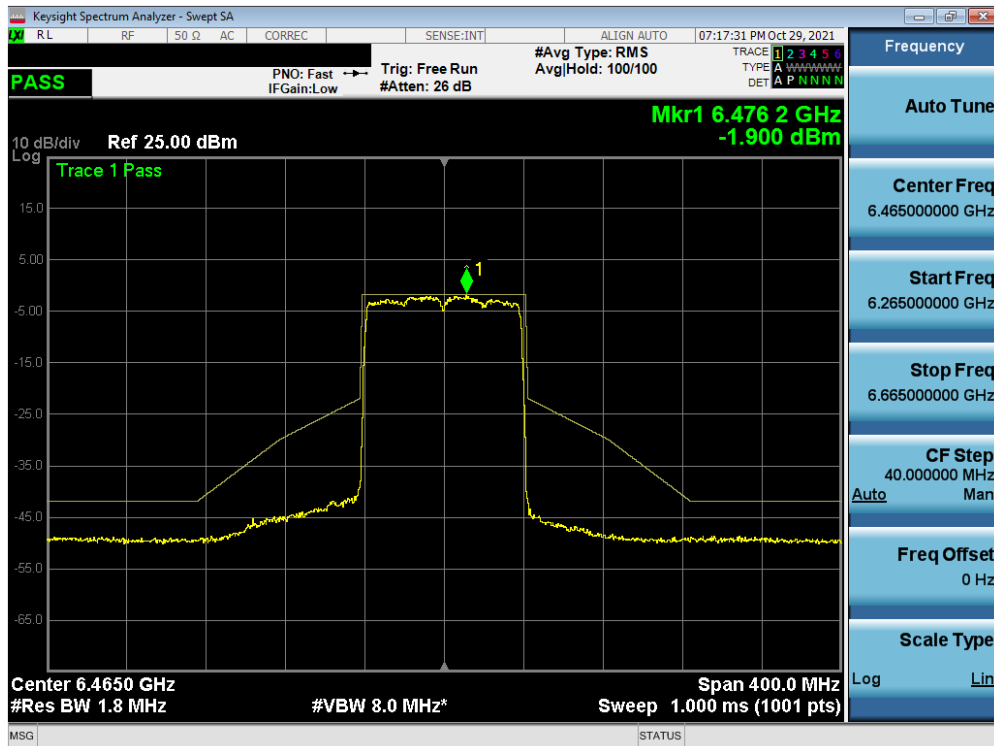


Plot 7-381. In-Band Emission Plot MIMO ANT1 (40MHz BW 802.11ax (FULL Tones) (UNII Band 6) – Ch. 107)

FCC ID: A3LSMS908U	PCTEST Proud to be part of element	MEASUREMENT REPORT (CERTIFICATION)	SAMSUNG	Approved by: Quality Manager
Test Report S/N: 1M2109090102-14.A3L	Test Dates: 9/9 – 11/18/2021	EUT Type: Portable Handset		Page 225 of 305

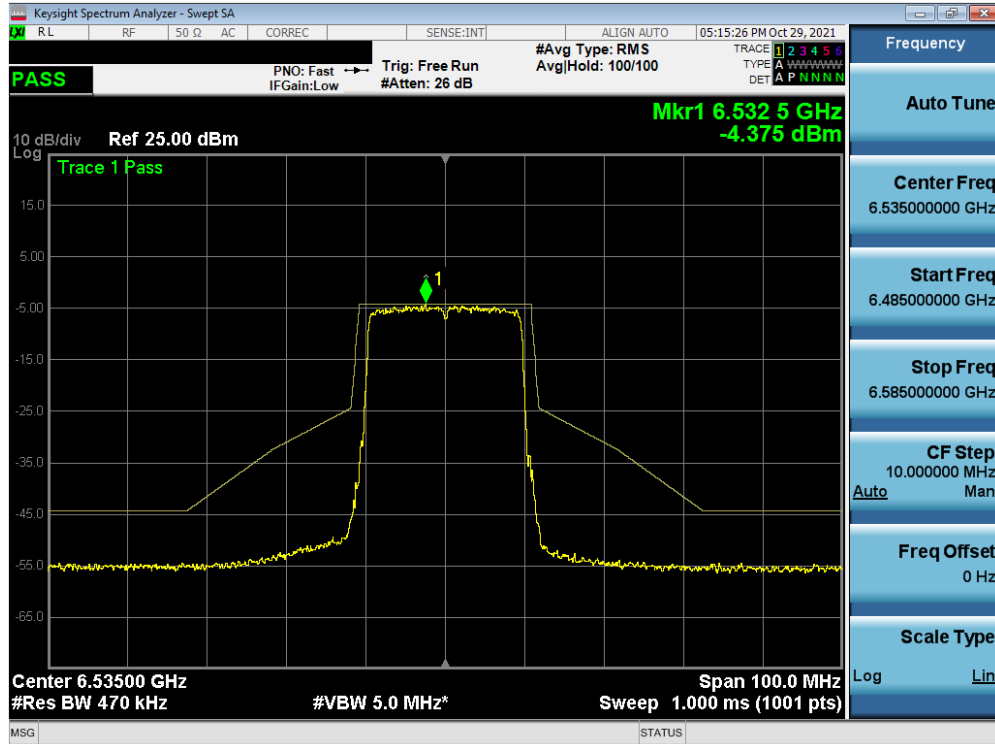


Plot 7-382. In-Band Emission Plot MIMO ANT1 (40MHz BW 802.11ax (FULL Tones) (UNII Band 6) – Ch. 115)

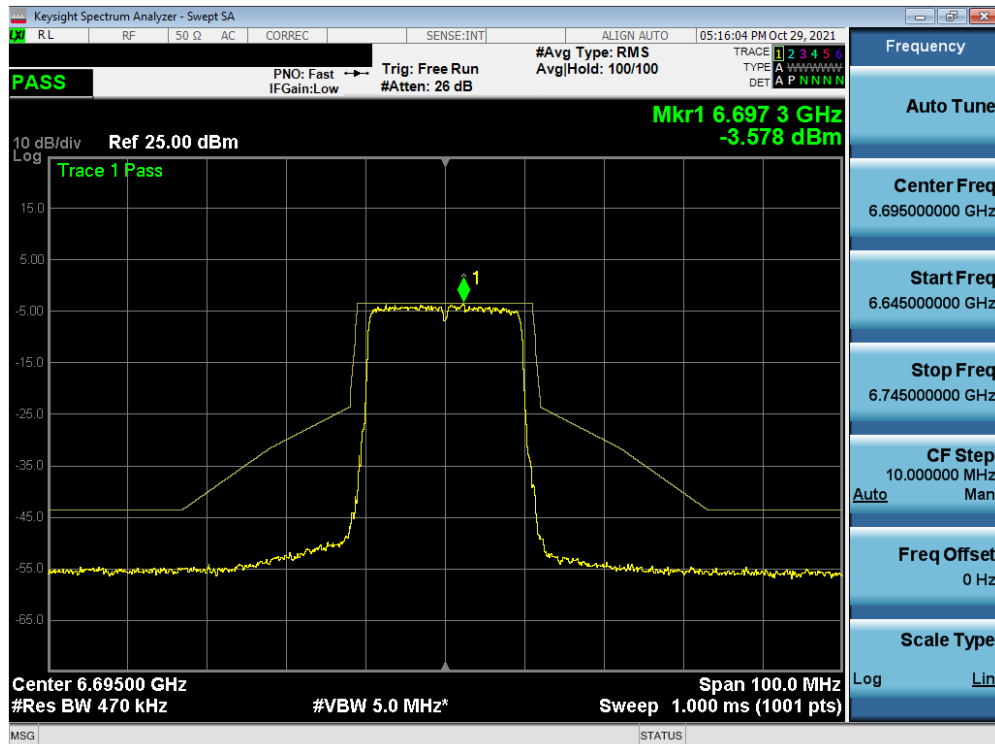


Plot 7-383. In-Band Emission Plot MIMO ANT1 (80MHz BW 802.11ax (FULL Tones) (UNII Band 6) – Ch. 103)

FCC ID: A3LSMS908U		MEASUREMENT REPORT (CERTIFICATION)		Approved by: Quality Manager
Test Report S/N: 1M2109090102-14.A3L	Test Dates: 9/9 – 11/18/2021	EUT Type: Portable Handset		Page 226 of 305

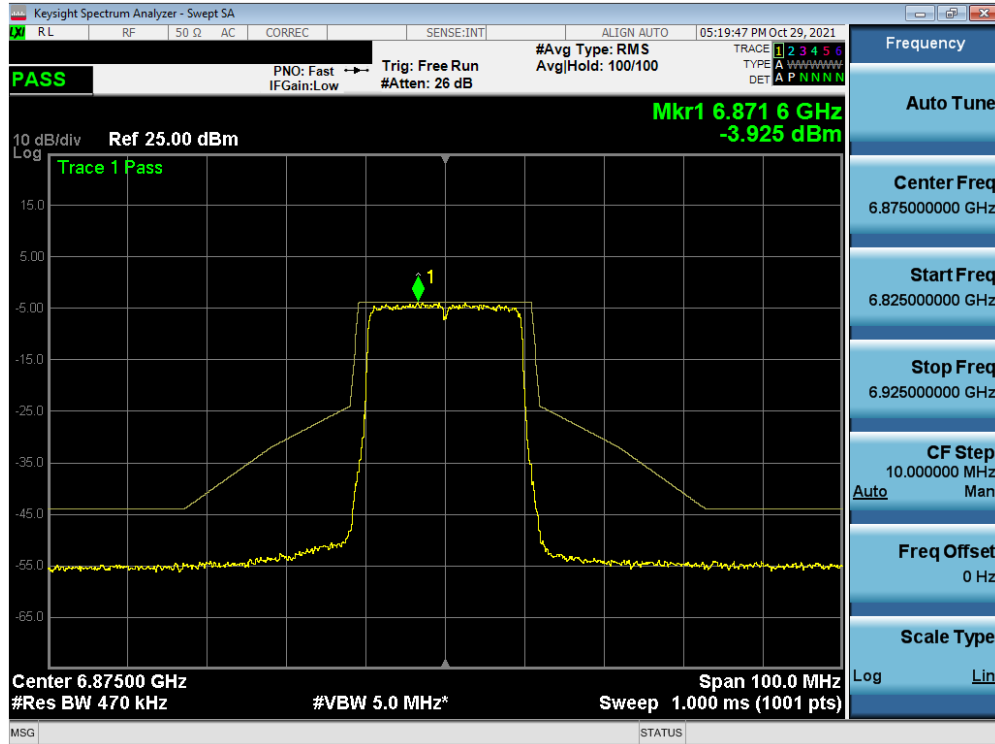


Plot 7-384. In-Band Emission Plot MIMO ANT1 (20MHz BW 802.11ax (FULL Tones) (UNII Band 7) – Ch. 117)

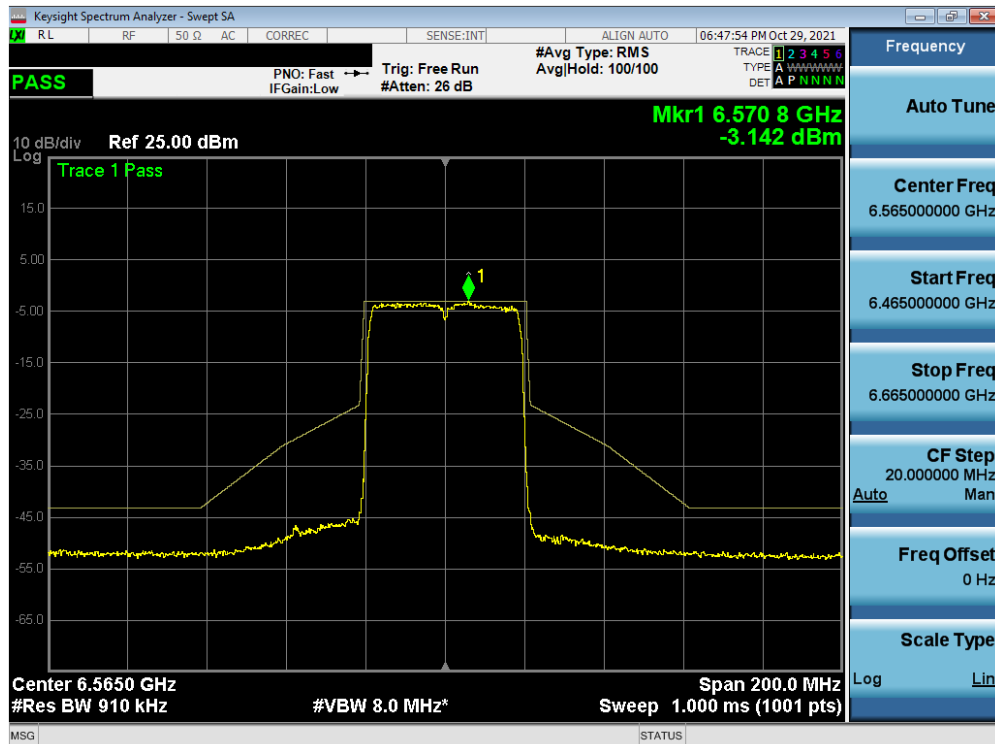


Plot 7-385. In-Band Emission Plot MIMO ANT1 (20MHz BW 802.11ax (FULL Tones) (UNII Band 7) – Ch. 149)

FCC ID: A3LSMS908U	PCTEST Proud to be part of element	MEASUREMENT REPORT (CERTIFICATION)	SAMSUNG	Approved by: Quality Manager
Test Report S/N: 1M2109090102-14.A3L	Test Dates: 9/9 – 11/18/2021	EUT Type: Portable Handset		Page 227 of 305

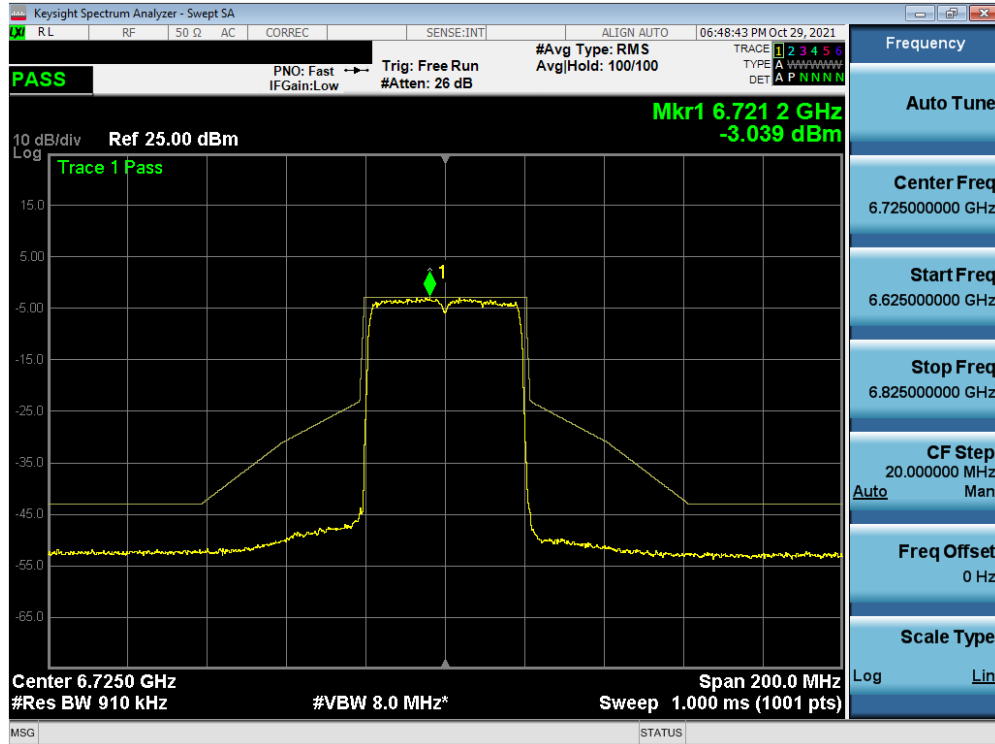


Plot 7-386. In-Band Emission Plot MIMO ANT1 (20MHz BW 802.11ax (FULL Tones) (UNII Band 7) – Ch. 185)

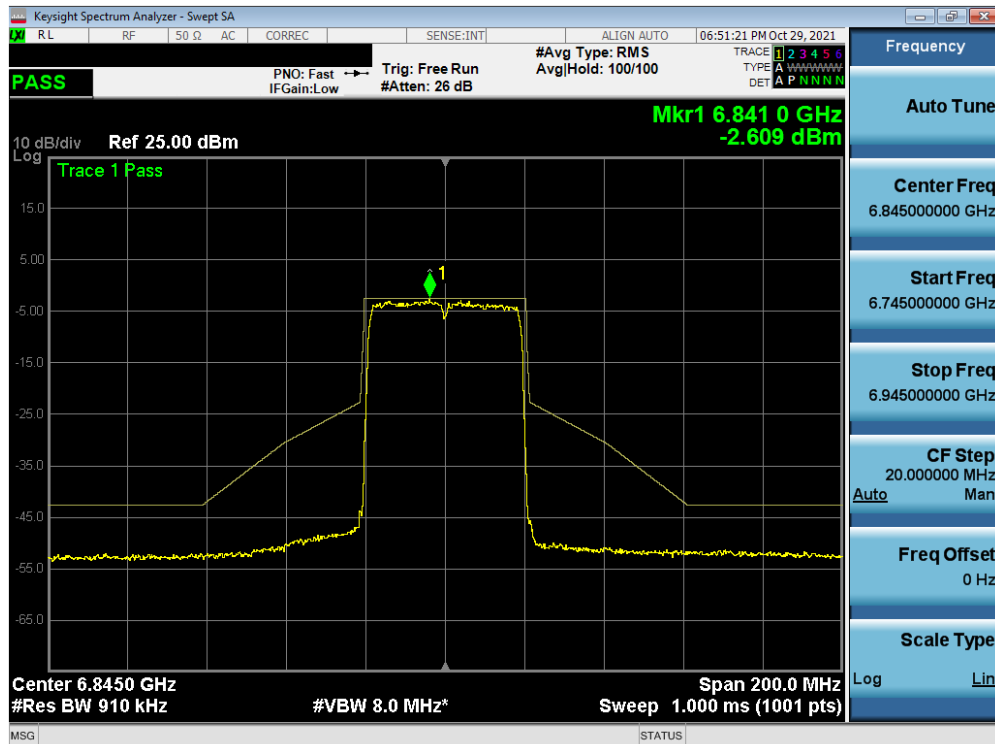


Plot 7-387. In-Band Emission Plot MIMO ANT1 (40MHz BW 802.11ax (FULL Tones) (UNII Band 7) – Ch. 123)

FCC ID: A3LSMS908U		MEASUREMENT REPORT (CERTIFICATION)		Approved by: Quality Manager
Test Report S/N: 1M2109090102-14.A3L	Test Dates: 9/9 – 11/18/2021	EUT Type: Portable Handset		Page 228 of 305

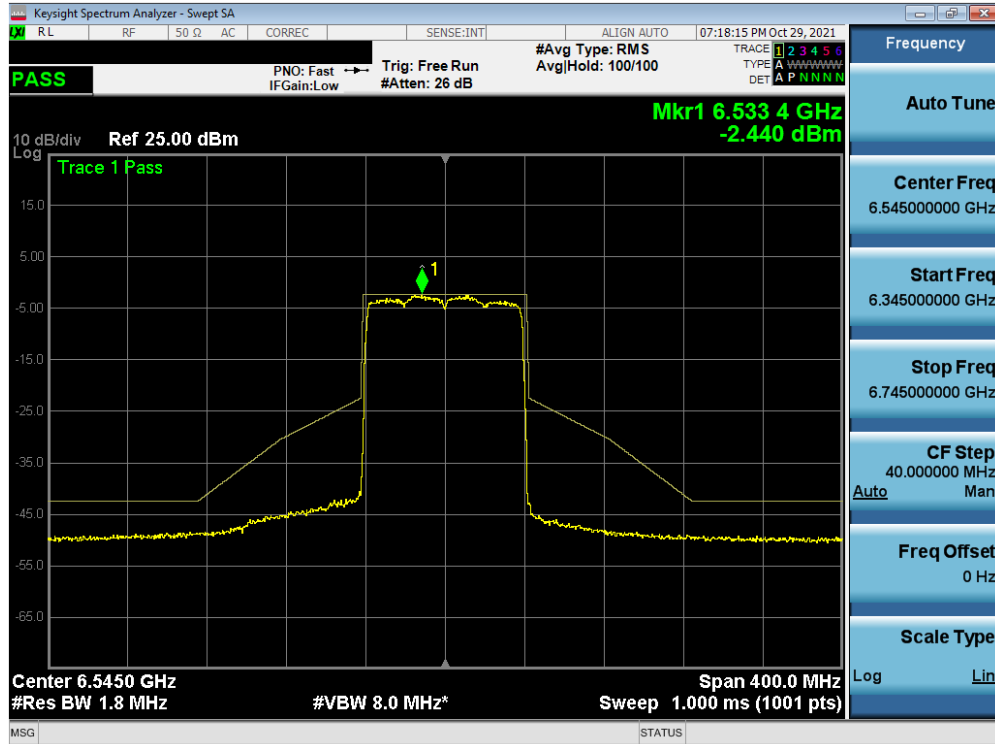


Plot 7-388. In-Band Emission Plot MIMO ANT1 (40MHz BW 802.11ax (FULL Tones) (UNII Band 7) – Ch. 155)

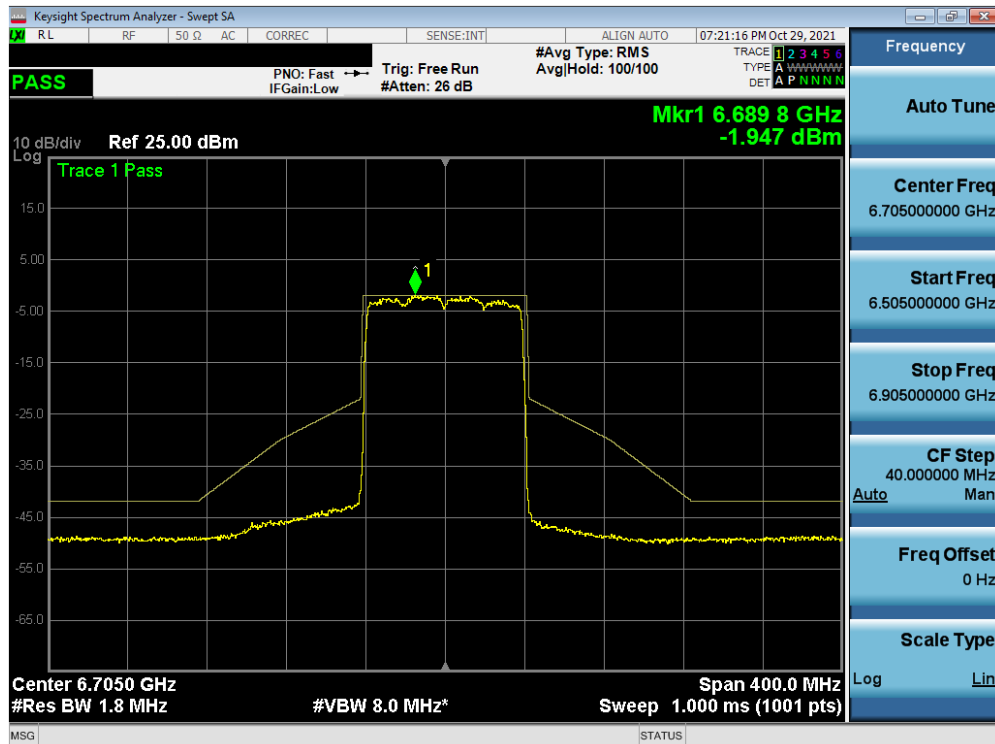


Plot 7-389. In-Band Emission Plot MIMO ANT1 (40MHz BW 802.11ax (FULL Tones) (UNII Band 7) – Ch. 179)

FCC ID: A3LSMS908U	PCTEST Proud to be part of element	MEASUREMENT REPORT (CERTIFICATION)	SAMSUNG	Approved by: Quality Manager
Test Report S/N: 1M2109090102-14.A3L	Test Dates: 9/9 – 11/18/2021	EUT Type: Portable Handset		Page 229 of 305



Plot 7-390. In-Band Emission Plot MIMO ANT1 (80MHz BW 802.11ax (FULL Tones) (UNII Band 7) – Ch. 119)



Plot 7-391. In-Band Emission Plot MIMO ANT1 (80MHz BW 802.11ax (FULL Tones) (UNII Band 7) – Ch. 151)

FCC ID: A3LSMS908U	 PCTEST Proud to be part of 	MEASUREMENT REPORT (CERTIFICATION)		Approved by: Quality Manager
Test Report S/N: 1M2109090102-14.A3L	Test Dates: 9/9 – 11/18/2021	EUT Type: Portable Handset		Page 230 of 305