


# Test Setup Photos

## EMI Semi-anechoic Chamber #2

### View from Antenna side



## EMI Semi-anechoic Chamber #2

### View from Turn Table side







Conducted Measurement Photos

Section(s)		
15.247(a)(2)	Bandwidth at 6 dB blow	Tx
15.247(b)	Transmitter output power	
15.247(c)	Occupied BW (or Band-edge) Out of Band Emissions (Bandwidth at 20 dB blow)	
15.247(d)	Transmitter power spectral density	

EMI Semi-anechoic Chamber #2, Operation Room



Section(s)		
15.207	AC Wireline Conducted emissions	Tx
15.207	AC Wireline Conducted emissions	Rx

Conducted EMI Room



**Radiated Measurement Photos**

Section(s)		
15.205 / 209	General Field Strength Limits (Restricted Bands and Radiated Emission Limits)	Tx
15.209	General Field Strength Limits (Radiated Emission Limits)	Rx

**EMI Semi-anechoic Chamber #2**



turn table

