



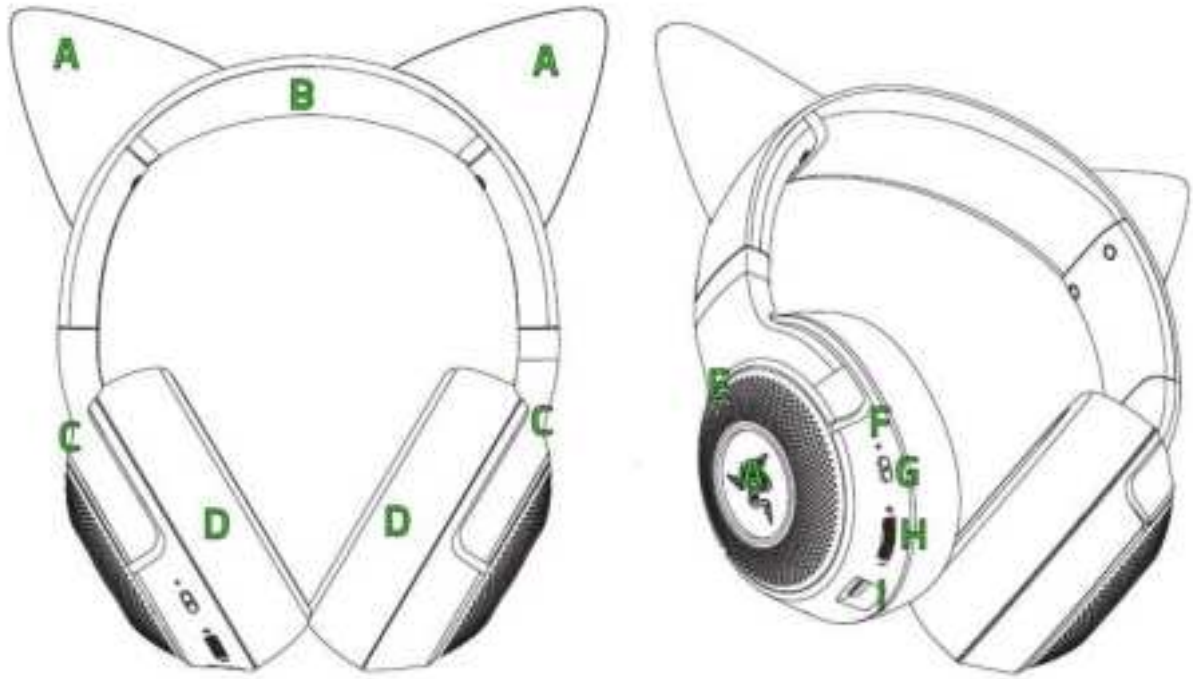
RAZER WIRELESS HEADSET MODEL NO.: RZ04-0486

USER MANUAL

27-JUL-2023

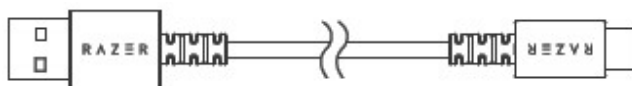
WHAT'S INSIDE

- Razer RZ04-0486



- A. Kitty ears and earcups powered by Razer Chroma™ RGB
- B. Adjustable padded headband
- C. Circumaural ear cup design
- D. Plush leatherette foam ear cushions
- E. Microphones
- F. Status Indicator
- G. Power button
- H. Volume dial
- I. Charging port

- USB Type A to Type C cable



- Important Product Information Guide

WHAT'S NEEDED

PRODUCT REQUIREMENTS

- Devices with Bluetooth audio capability

RAZER AUDIO APP REQUIREMENTS

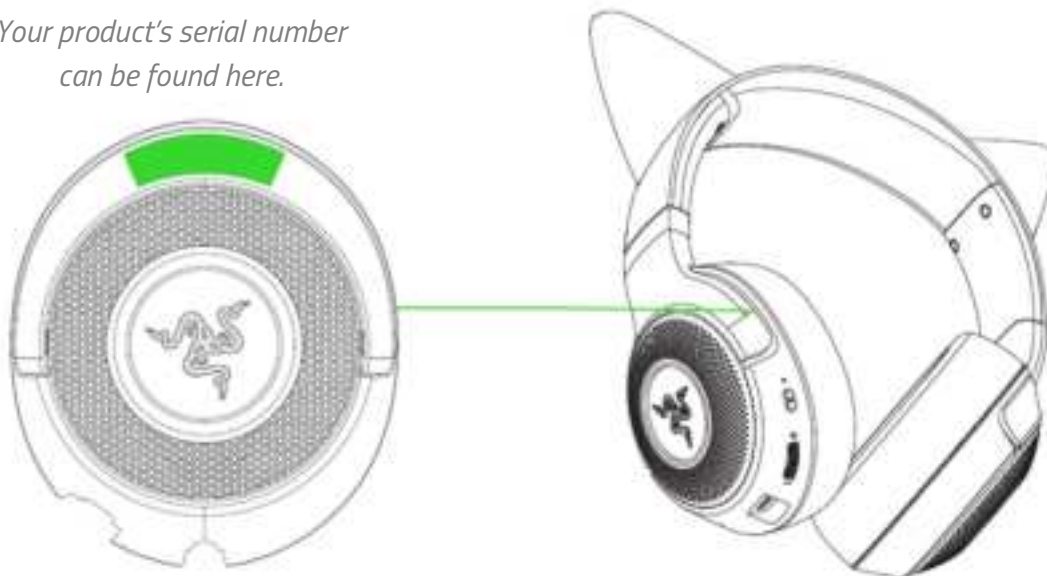
- iOS 12 / Android 8.1 Oreo (or higher) device with Bluetooth connectivity
- Internet connection for app installation

RAZER SYNAPSE REQUIREMENTS

- Windows® 10 64-bit (or higher)
- Internet connection for software installation

LET'S GET YOU COVERED

*Your product's serial number
can be found here.*

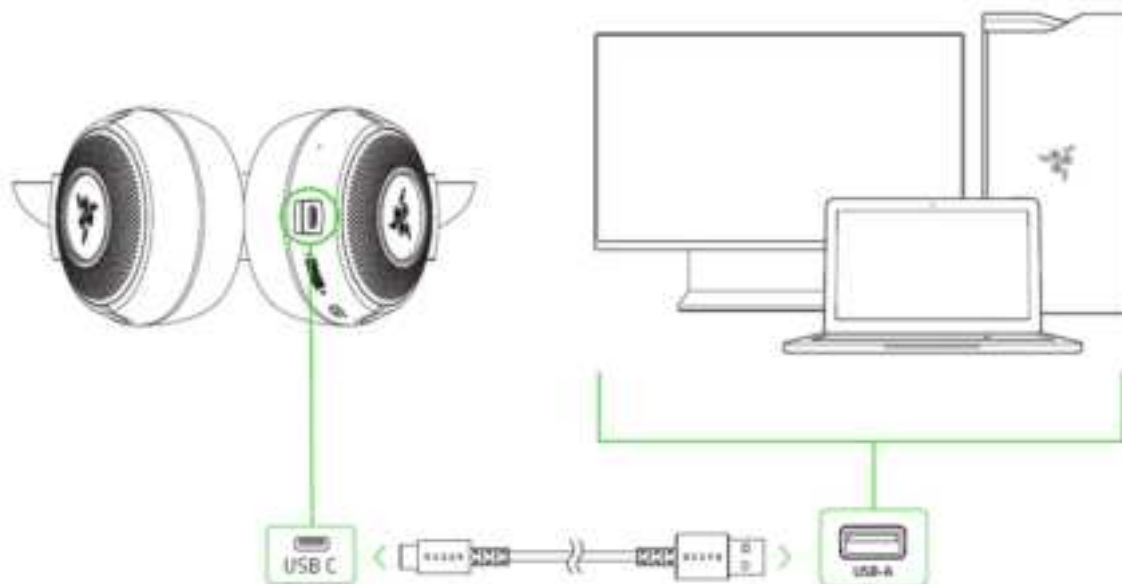


Register your product and score exclusive benefits
razerid.razer.com/warranty

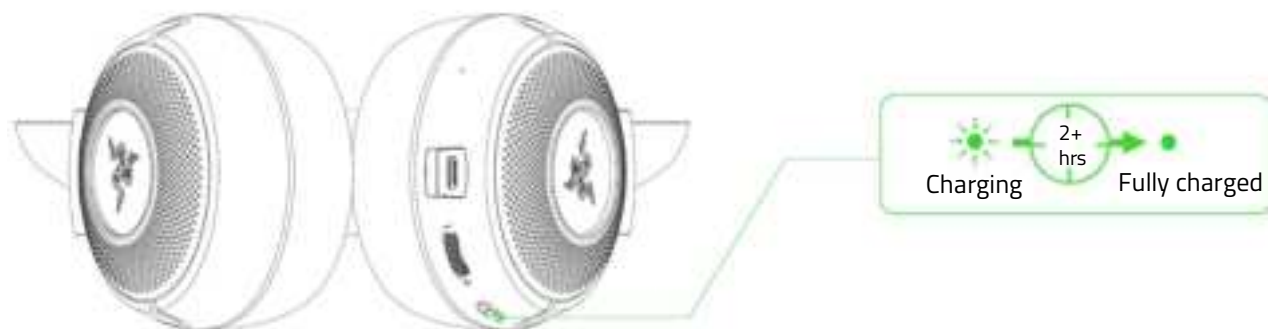
GETTING STARTED

CHARGING

1.

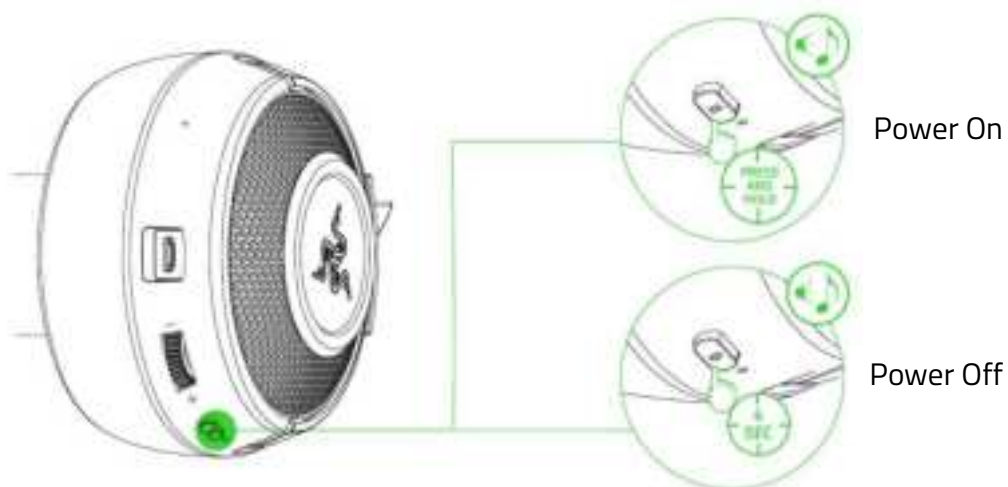


2.



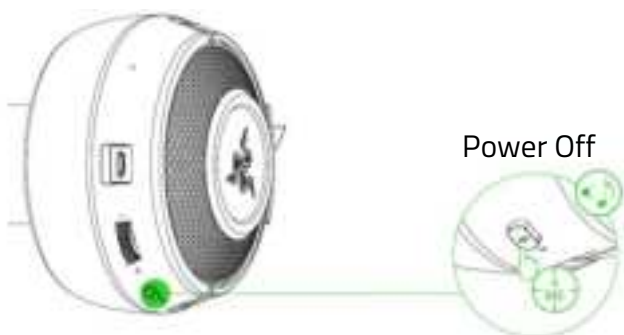
i For best results, connect your Razer RZ04-0486 directly to the USB port of your computer using the provided charging cable.

POWER ON/OFF

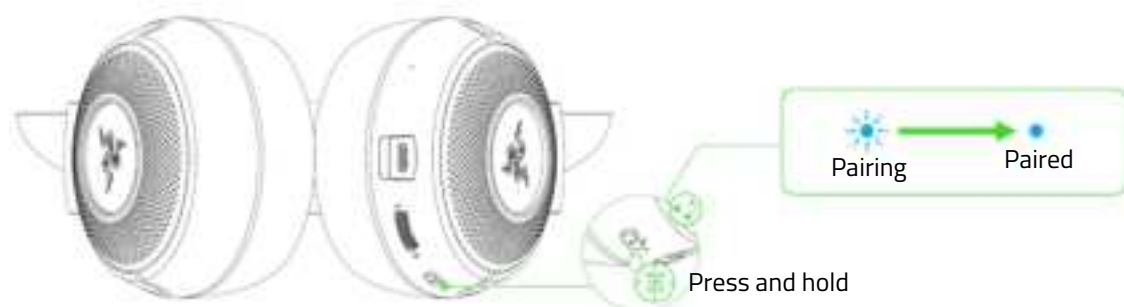



PAIRING

1.






2.



 Follow your device's instructions to pair it with your Razer RZ04-0486. While pairing, keep your headset close to the audio source.

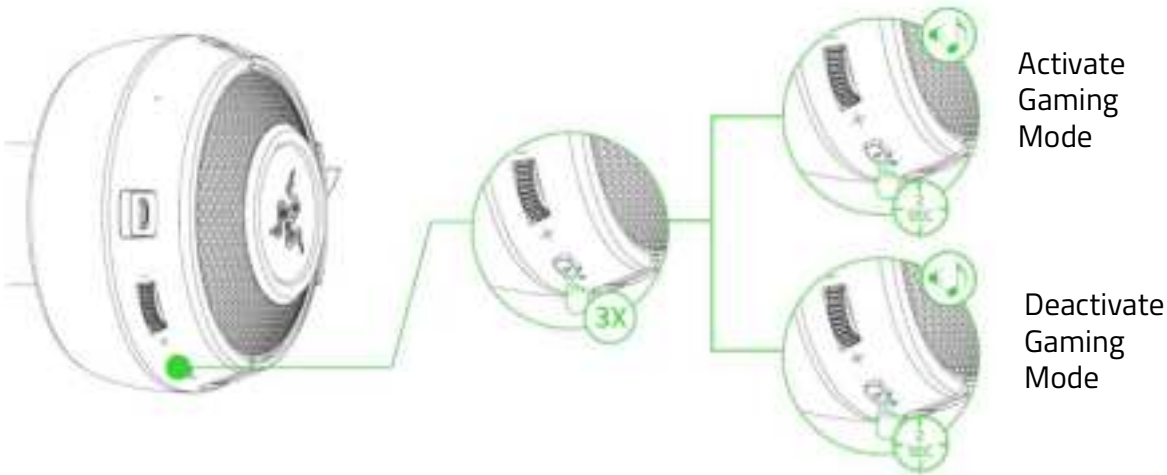
USING YOUR RAZER RZ04-0486

BATTERY LEVEL

STATUS INDICATOR	DESCRIPTION
	Good
	Low
	Critical

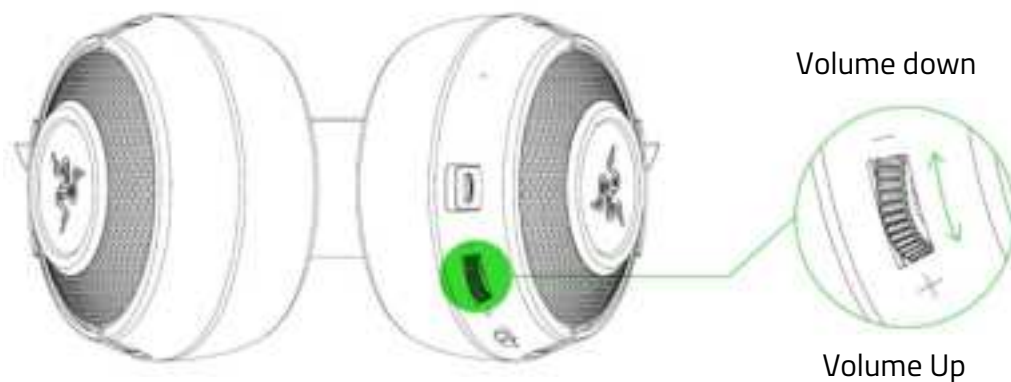


GAMING MODE



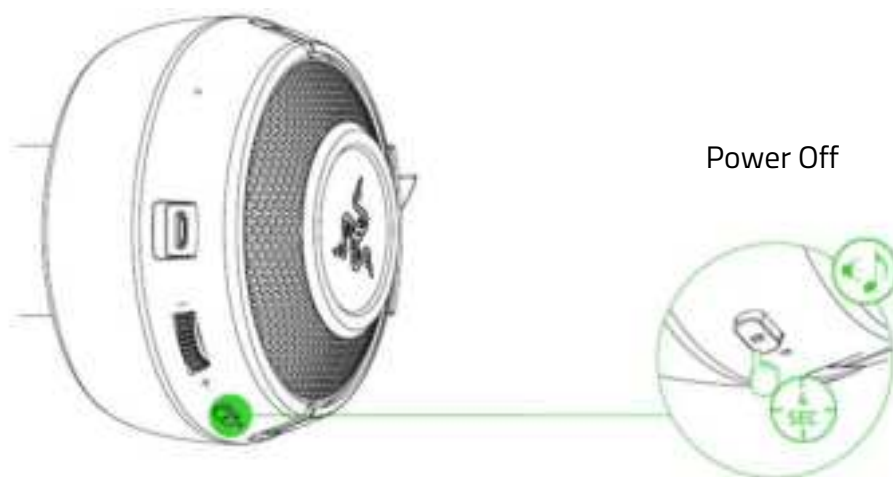
i For best performance, it is recommended to keep your headset within a very close distance of the audio source.

VOLUME DIAL

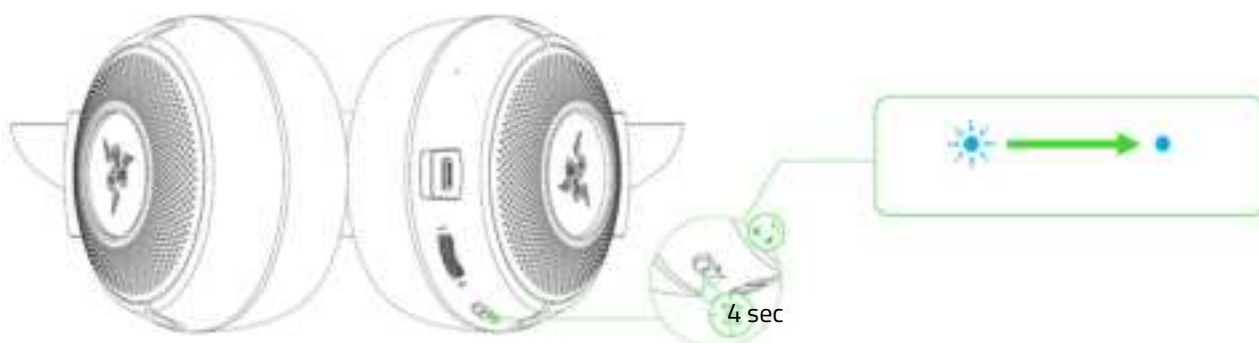


MULTIPOINT PAIRING

1.



2.

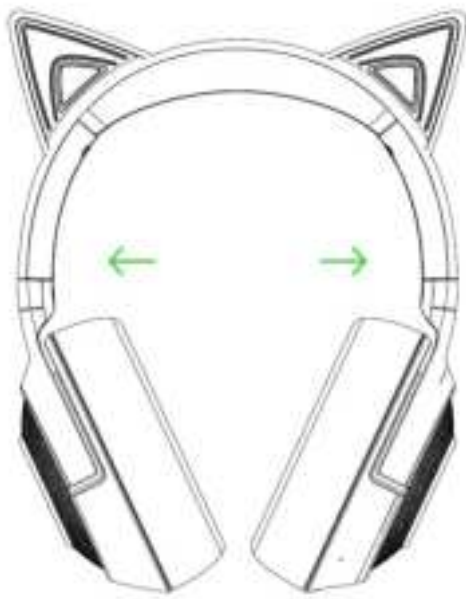



OTHER FUNCTIONS

 *Some features listed here may not be applicable to certain devices.*

Single press	Play/pause
	Accept incoming call or end current call
	Put call on-hold and accept incoming call
	End call and swap to on-hold call
Press and hold for 2 seconds	Launch voice command
	Reject incoming call
	Swap calls
Double press	Skip track
Triple press	Previous track

COMFORT

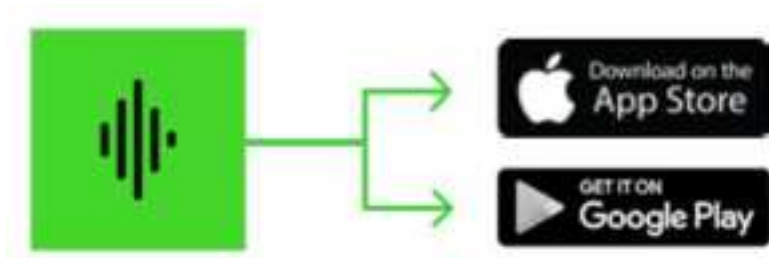


 *Gently stretch the headbands before wearing the headset but do not overstretch it to avoid permanent damage.*

USING THE APPS

RAZER AUDIO APP (MOBILE DEVICES)

Making advanced customization just got a whole lot easier for your Razer RZ04-0486. With its own mobile app, you can select or create your own equalizer preset, customize the headset's lighting and much more—anytime, anywhere.



RAZER AUDIO

1. Download the mobile app on your mobile device.
2. Launch the app and follow the onscreen instructions

RAZER SYNAPSE (PC)



Use the Razer Synapse* app to select or customize audio and mic presets, adjust its power-saving feature, and even personalize its lighting for an immersive gaming experience that's truly yours.

**Make sure that your Razer RZ04-0486 is connected to your PC via Bluetooth. Install Razer Synapse when prompted or download the installer from [razer.com/synapse](https://www.razer.com/synapse).*

SAFETY AND MAINTENANCE

SAFETY GUIDELINES

In order to achieve maximum safety while using your Razer RZ04-0486, we suggest that you adopt the following guidelines:

Should you have trouble operating the device properly and troubleshooting does not work, unplug the device and contact the Razer hotline or go to support.razer.com for assistance.

Do not take apart the device (doing so will void your warranty) and do not attempt to operate it under abnormal current loads.

Keep the device away from liquid, humidity or moisture. Operate the device only within the specific temperature range of 0°C (32°F) to 40°C (104°F). Should the temperature exceed this range, unplug and/or switch off the device in order to let the temperature stabilize to an optimal level.

The device isolates external ambient sounds even at low volumes, resulting in lowered awareness of your external surroundings. Please remove the device when engaging in any activities that requires active awareness of your surroundings.

Listening to excessively loud volumes over extended periods of time can damage your hearing. Furthermore, legislation of certain countries permits a maximum sound level of 86db to affect your hearing for 8 hours a day. We therefore recommend that you reduce the volume to a comfortable level when listening for prolonged periods of time. Please, take good care of your hearing.

MAINTENANCE AND USE

The Razer RZ04-0486 requires minimum maintenance to keep it in optimum condition. Once a month we recommend you clean it using a soft cloth or cotton swab to prevent dirt buildup. Do not use soap or harsh cleaning agents.

BATTERY WARNING

The Razer RZ04-0486 contains a Li-ion rechargeable battery. In general, the life expectancy of such batteries is dependent upon usage. If you suspect that the Li-ion rechargeable battery inside the Razer RZ04-0486 may be drained (has a low charge), try charging it.

Caution: Do not open, mutilate, or expose to conducting materials (metal), moisture, liquid, fire, or heat. Doing so may cause batteries to leak or explode, resulting in personal injury. Battery life varies with usage.

REGULATORY AND COMPLIANCE INFORMATION

This equipment has been tested and found to comply with the limits for a Class B digital device, pursuant to part 15 of the FCC Rules. These limits are designed to provide reasonable protection against harmful interference in a residential installation. This equipment generates, uses and can radiate radio frequency energy and, if not installed and used in accordance with the instructions, may cause harmful interference to radio communications. However, there is no guarantee that interference will not occur in a particular installation. If this equipment does cause harmful interference to radio or television reception, which can be determined by turning the equipment off and on, the user is encouraged to try to correct the interference by one or more of the following measures:

- Reorient or relocate the receiving antenna.
- Increase the separation between the equipment and receiver.
- Connect the equipment into an outlet on a circuit different from that to which the receiver is connected.
- Consult the dealer or an experienced radio/TV technician for help.

This equipment must not be co-located or operating in conjunction with any other antenna or transmitter. End-users and installers must be provide with antenna installation instructions and consider removing the no-collocation statement.

The SAR limit of USA (FCC) is 1.6 W/kg averaged over one gram of tissue. This device has also been tested against this SAR limit.

This device complies with Part 15 of the FCC Rules. Operation is subject to the following two conditions:

- (1) this device may not cause harmful interference, and
- (2) this device must accept any interference received, including interference that may cause undesired operation.

Caution!

Any changes or modifications not expressly approved by the party responsible for compliance could void the user's authority to operate the equipment.

Canada Statement

This device contains licence-exempt transmitter(s)/receiver(s) that comply with Innovation, Science and Economic Development Canada's licence-exempt RSS(s). Operation is subject to the following two conditions:

(1) This device may not cause interference.

(2) This device must accept any interference, including interference that may cause undesired operation of the device.

L'émetteur/récepteur exempt de licence contenu dans le présent appareil est conforme aux CNR d'Innovation, Sciences et Développement économique Canada applicables aux appareils radio exempts de licence. L'exploitation est autorisée aux deux conditions suivantes :

1) L'appareil ne doit pas produire de brouillage;

2) L'appareil doit accepter tout brouillage radioélectrique subi, même si le brouillage est susceptible d'en compromettre le fonctionnement.

This transmitter must not be co-located or operating in conjunction with any other antenna or transmitter. This equipment should be installed and operated with a minimum distance of 0mm between the radiator and your body.

Cet émetteur ne doit pas être Co-placé ou ne fonctionnant en même temps qu'aucune autre antenne ou émetteur. Cet équipement devrait être installé et actionné avec une distance minimum de 0mm entre le radiateur et votre corps.

STATEMENT OF COMPLIANCE WITH EU DIRECTIVE

Hereby, Razer (Europe) GmbH, declares that this Wireless Headset Model: RZ04-0486 is in compliance with the essential requirements and other relevant provisions of Directive 2014/53/EU and 2015/863/EU.

E-mail: compliance@razer.com

The full Declaration of Conformity is accessible via the following :

Internet address: razer.com/legal/

Wireless Headset:

Radio Frequency: Bluetooth

Operating Frequency: 2402-2480Mhz

Max Output power: 9.81dBm

Radio Frequency: Bluetooth LE

Operating Frequency: 2402-2480Mhz

Max Output power: 8.40dBm

LEGALESE

COPYRIGHT AND INTELLECTUAL PROPERTY INFORMATION

©2023 Razer Inc. All rights reserved. Razer, the triple-headed snake logo, Razer logo, and "For Gamers. By Gamers." are trademarks or registered trademarks of Razer Inc. and/or affiliated companies in the United States and other countries. Actual product may differ from pictures. All other trademarks are the property of their respective owners. Warranty not valid outside of product's intended region.

©2018 Google LLC All rights reserved. Android, Google, Google Logo, Google Play, and the Google Play logo are registered trademarks of Google LLC.

Apple, the Apple logo, and iPhone are trademarks of Apple Inc., registered in the U.S. and other countries. App Store is a service mark of Apple Inc. iOS is a trademark or registered trademark of Cisco in the U.S. and other countries and is used under license.

The Bluetooth® word mark and logos are registered trademarks owned by Bluetooth SIG, Inc., and any use of such marks by Razer is under license.

Razer Inc. ("Razer") may have copyright, trademarks, trade secrets, patents, patent applications, or other intellectual property rights (whether registered or unregistered) concerning the product in this guide. Furnishing of this guide does not give you a license to any such copyright, trademark, patent or other intellectual property right. The Razer RZ04-0486 (the "Product") may differ from pictures whether on packaging or otherwise. Razer assumes no responsibility for such differences or for any errors that may appear. Information contained herein is subject to change without notice.

LIMITED PRODUCT WARRANTY

For the latest and current terms of the Limited Product Warranty, please visit [razer.com/warranty](https://www.razer.com/warranty).

LIMITATION OF LIABILITY

Razer shall in no event be liable for any lost profits, loss of information or data, special, incidental, indirect, punitive or consequential or incidental damages, arising in any way out of distribution of, sale of, resale of, use of, or inability to use the Product. In no event shall Razer's liability exceed the retail purchase price of the Product.

GENERAL

These terms shall be governed by and construed under the laws of the jurisdiction in which the Product was purchased. If any term herein is held to be invalid or unenforceable, then such term (in

so far as it is invalid or unenforceable) shall be given no effect and deemed to be excluded without invalidating any of the remaining terms. Razer reserves the right to amend any term at any time without notice.