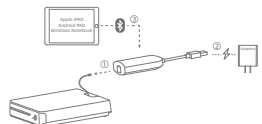
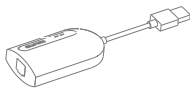


- ① Connect the cash drawer cable to the RJ12 port to output a pulse signal to drive the cash drawer to open;
- ② Connect a PC or POS terminal to the USB port to send an instruction with the driver to open the cash drawer;



- ① Connect the cash drawer cable to the RJ12 port to output a pulse signal to drive the cash drawer to open;
- ② To use Bluetooth to drive the cash drawer, you need to connect a 5V/2A power adapter (to be purchased separately) to the USB in-

terface, thus to power the device;
③ The Bluetooth is in service after the USB port is connected, and devices conforming to BT BLE standard can send instructions to open the cash drawer;
*This product doesn't have the PD protocol function.



Indicator light	①	②
	Green light	Blue light
Off	No power supply connected to the USB port	The Bluetooth is not connected.
On	Working properly	The Bluetooth is connected and in communication.
Flashing	Detecting the short-circuit fault. If the blue light also flashes, there is a cash drawer fault found.	Detecting the short-circuit fault. If the green light also flashes, there is a cash drawer fault found.

Type	Parameter
Input	Type-A USB 5V/2A
Bluetooth	BLE 5.0
Indicator light	Power indicator light & Bluetooth indicator light
Output	RJ12 24V/1A
Short-circuit protection	A short-circuit detection will be automatically carried out after power on and before opening the cash drawer, and the cash drawer can only be opened if no exception detected.
OS	Windows (support USB CDC and BT BLE mode); Android (support USB CDC and BT BLE mode); iOS (only support BT BLE mode); macOS (only support USB CDC mode).

Technical features and characteristic the product includes the following features and characteristics

Mode/Band	Frequency	Power (dBm)
BLE	2402-2480 MHz(TX/RX)	8

Due to product updating, some details of this document may not conform to the product. Please refer to the real product. The right of interpretation of this document belongs to our company. We reserve the right to amend this manual without prior notice.

CE EU Representative :SUNMI France SAS186,avenue Thiers,69006 Lyon,France

This device complies with the basic recommendations and other relevant measures in the 2014/30/EU and 2014/35/EU directive.The full text of the EU declaration of conformity is available at the following internet address:
<https://developer.sunmi.com/docs/read/en-US/maeghj480>.



This symbol means that it is forbidden to dispose the product of with normal product of with normal household waste. At the end of the product life cycle, waste equipment should be taken to designated col-

lection points, returned to the distributor when purchasing a new product, or contact your local authority representative for detailed information on WEEE recycling.



This device complies with part 15 of the FCC Rules.
Operation is subject to the following two conditions:

(1) this device may not cause harmful interference, and (2) this device must accept any interference received, including interference that may cause undesired operation.
Note: This equipment has been tested and found to comply with the limits for a Class B digital device, pursuant to part 15 of the FCC Rules. These limits are designed to provide reasonable protection against harmful interference in a residential installation. This equipment generates, uses and can radiate radio frequency energy and, if not installed and used in accordance with the instructions, may cause harmful interference to radio communications. However, there is no guarantee that interference will not occur in a particular installation. If this equipment does cause harmful interference to radio or

television reception, which can be determined by turning the equipment off and on, the user is encouraged to try to correct the interference by one or more of the following measures:

- Reorient or relocate the receiving antenna.
- Increase the separation between the equipment and receiver.
- Connect the equipment into an outlet on a circuit different from that to which the receiver is connected.
- Consult the dealer or an experienced radio/TV technician for help.

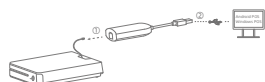
NOTE: THE GRANTEE IS NOT RESPONSIBLE FOR ANY CHANGES OR MODIFICATIONS NOT EXPRESSLY APPROVED BY THE PARTY RESPONSIBLE FOR COMPLIANCE. SUCH MODIFICATIONS COULD VOID THE USER'S AUTHORITY TO OPERATE THE EQUIPMENT

ISED Canada compliance statements
This device complies with ISED Canada icence-exempt RSS standard(s). Operation is subject to the following two conditions:
(1) this device may not cause interference, and

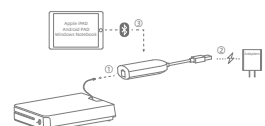
(2) this device must accept any interference, including interference that may cause undesired operation of the device,

Le présent appareil est conforme aux CNR d'SDE Canada applicables aux appareils radio exempts de licence. L'exploitation est autorisée aux deux conditions suivantes:

- (1) L'appareil ne doit pas produire de brouillage, et
- (2) L'appareil doit accepter tout brouillage radioélectrique subi, même si le brouillage est susceptible d'en compromettre le fonctionnement.



- ① 使用RJ12接口连接钱箱线，输出脉冲驱动信号打开钱箱；
- ② 使用USB接口连接PC、POS机，可以让驱动程序发送指令打开钱箱；



- ① 使用RJ12接口连接钱箱线，输出脉冲驱动信号打开钱箱；
- ② 使用Bluetooth驱动钱箱，就需要将USB接口连接一个5V/2A电源适配器（需另外采购），使其给设备供电；
- ③ USB供电后，Bluetooth处于工作状态，只要符合BT BLE标准的设备都可以发送指令驱动钱箱；

*该产品无PD协议功能



指示灯	①	②
不亮	绿色灯	蓝色灯
常亮	设备USB接口没有接电源	蓝牙未连接
闪烁	工作正常	蓝牙连接并通讯中
	钱箱短路检测中,跟蓝色灯同步一直闪烁表示钱箱故障	钱箱短路检测中,跟绿色灯同步一直闪烁表示钱箱故障

类型	参数
输入	Type-A USB 5V/2A
蓝牙通讯	BLE 5.0
指示灯	电源灯、蓝牙灯
钱箱输出	RJ12 24V/1A
短路保护	上电后、开启钱箱前，会自动对钱箱进行短路检测，检测正常才驱动钱箱开启
操作系统	Windows（支持USB CDC和BT BLE模式）；Android（支持USB CDC和BT BLE模式）；iOS（仅支持BT BLE模式）；macOS（仅支持USB CDC模式）；

产品保修卡

产品名称: _____
产品型号: _____
产品编号: _____
购买日期: _____
保修期限: 自购买之日起, 我公司提供 _____ 天保修服务。

联系方式:
· 公司地址: _____
· 联系电话: _____

- 以下情况恕不提供免费保修:
- 未经允许擅自拆卸修理的产品。
 - 产品条码、易碎贴破损及保修卡涂改、残缺的。
 - 未按照说明书的要求操作设备所引起的故障。
 - 因进水或跌落而造成的故障、划伤或破坏的人为损坏。
 - 因不可抗力因素造成的故障或损坏。
 - 保修期限外。

由于产品的更新, 此文档的某些细节可能与产品不符, 请以实物为准, 此文档的解释权归本公司。保留不预先通知的情况下, 修改本说明书的权利。

部件名称	有毒有害物质或元素					
	铅 (Pb)	汞 (Hg)	镉 (Cd)	六价铬 (Cr(VI))	多溴联苯 (PBB)	多溴二苯醚 (PBDE)
电路板组件	×	○	○	○	○	○
结构件	○	○	○	○	○	○
包装件	○	○	○	○	○	○



扫码了解更多
Scan to know more



上海商米科技集团股份有限公司
地址: 上海市杨浦区淞沪路388号创智天地7号楼505室

M05054400



100mm

40mm

MAX钱箱驱动器_说明书manual_品牌中英文版_20230814_V1.1

技术要求:

1、材质: 108g 哑粉纸

2、工艺: 单色+专色印刷+折页

PANTONE 165C

3、尺寸: 40x100mm 公差 ± 1 mm

PANTONE Orange 021C

4、商米料号: M05054400