


Short Term Confidential**Exhibit 12 Test Setup Photos.****SECTION 2.1033(c) (21) Test Setup Photographs**


Contain at least one drawing or photograph showing the test set-up for each of the required types of tests applicable to the device for which certification is requested. These drawings or photographs must show enough detail to confirm other information contained in the test report. Any photographs used must be focused originals without glare or dark spots and must clearly show the test configuration used.

Response:


The following Photos show the test setup for the measurements in the Test Report.

Radiated Emissions Test Setups>**Product Setup****30 MHz– 1 GHz**


1 GHz – 18 GHz



18 GHz – 26.5 GHz



26.5 GHz – 30 GHz



Antenna Port Measurements Test Photos

