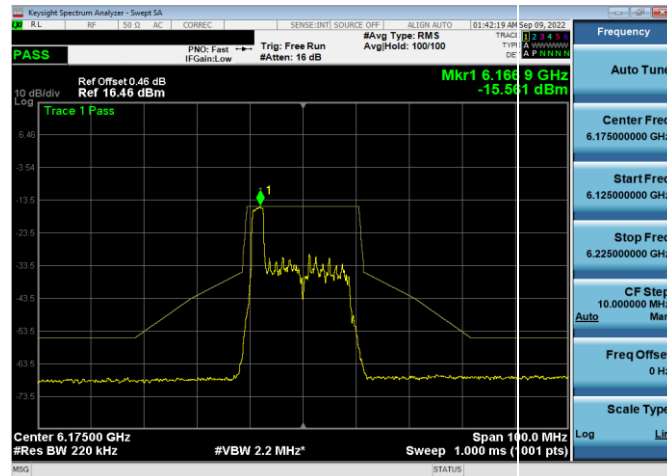
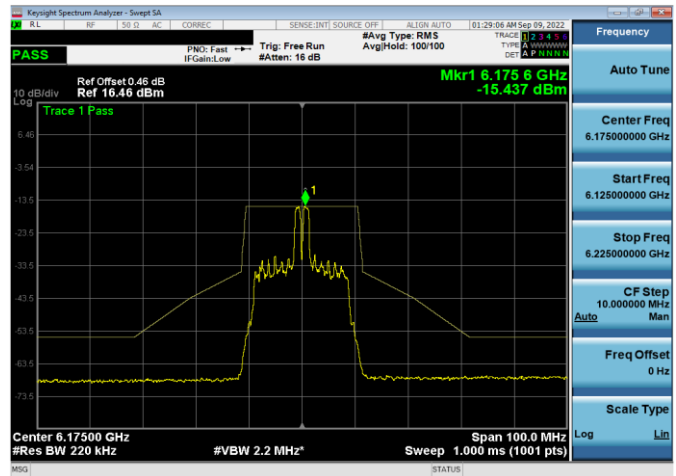


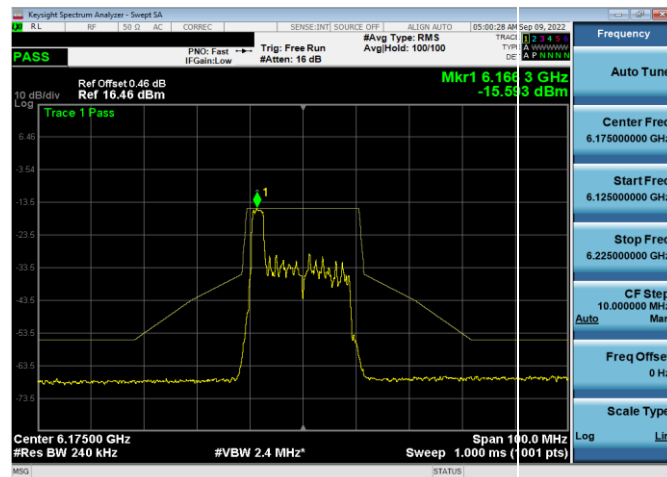
7.5.3 SDM In-Band Emission Measurements



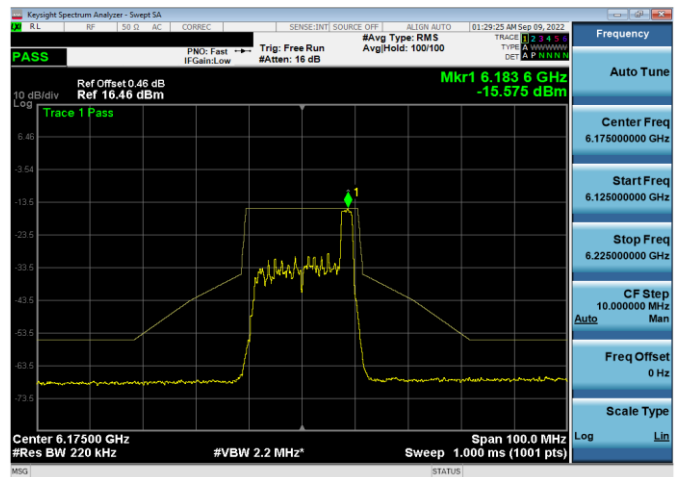
Plot 7-512. In-Band Emission Plot SDM Antenna WF5t (20MHz 802.11ax RU26 (UNII Band 5) - Ch. 45)



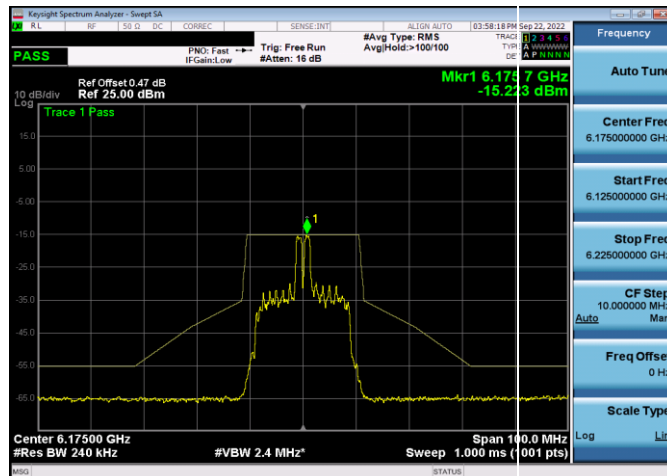
Plot 7-515. In-Band Emission Plot SDM Antenna WF5t (20MHz 802.11ax RU26 (UNII Band 5) - Ch. 45)



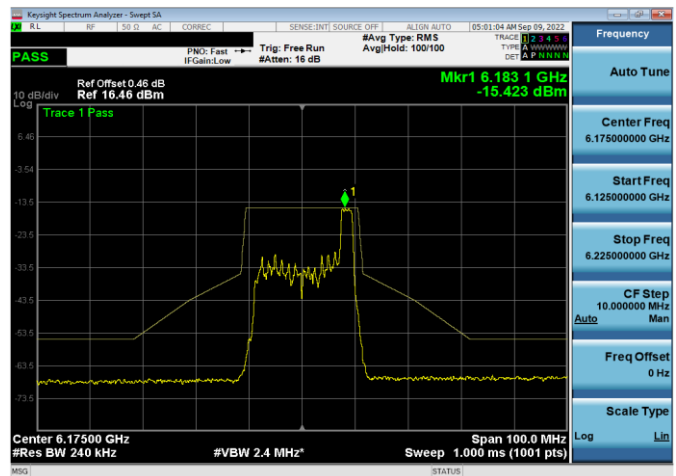
Plot 7-513. In-Band Emission Plot SDM Antenna WF5b (20MHz 802.11ax RU26 (UNII Band 5) - Ch. 45)



Plot 7-516. In-Band Emission Plot SDM Antenna WF5t (20MHz 802.11ax RU26 (UNII Band 5) - Ch. 45)



Plot 7-514. In-Band Emission Plot SDM Antenna WF5b (20MHz 802.11ax RU26 (UNII Band 5) - Ch. 45)

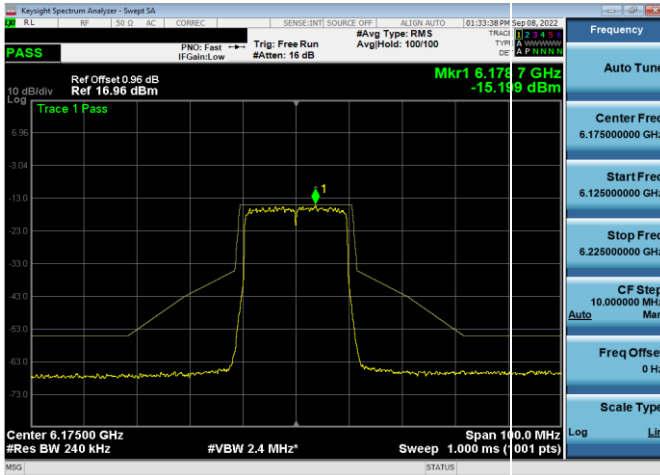


Plot 7-517. In-Band Emission Plot SDM Antenna WF5b (20MHz 802.11ax RU26 (UNII Band 5) - Ch. 45)

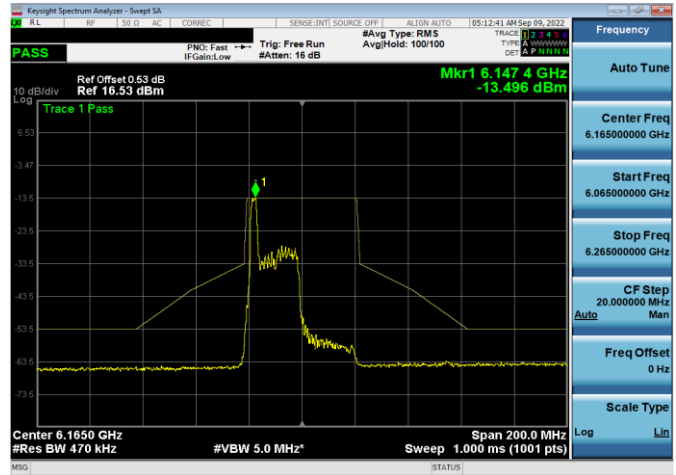
FCC ID: BCGA2759 IC: 579C-A2759		MEASUREMENT REPORT (CERTIFICATION)	Approved by: Technical Manager
Test Report S/N: 1C2205090024-12-R2.BCG	Test Dates: 05/27/2022 - 9/26/2022	EUT Type: Tablet Device	Page 139 of 323

V 10.5 12/15/2021

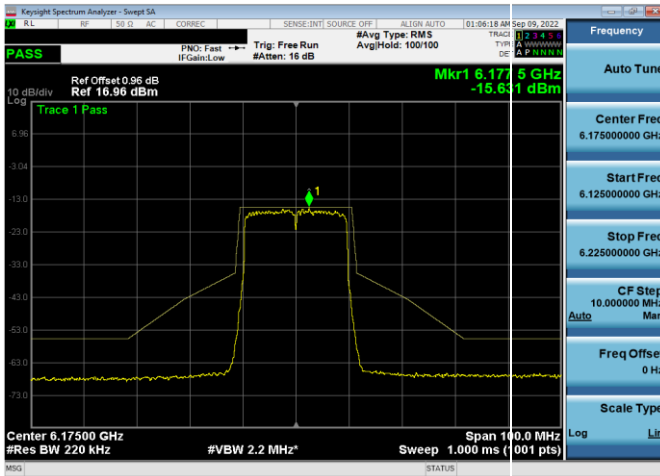
Unless otherwise specified, no part of this report may be reproduced or utilized in any part, form or by any means, electronic or mechanical, including photocopying and microfilm, without permission in writing from Element Washington DC LLC. If you have any questions about this or have an enquiry about obtaining additional rights to this report or assembly of contents thereof, please contact ct.info@element.com.



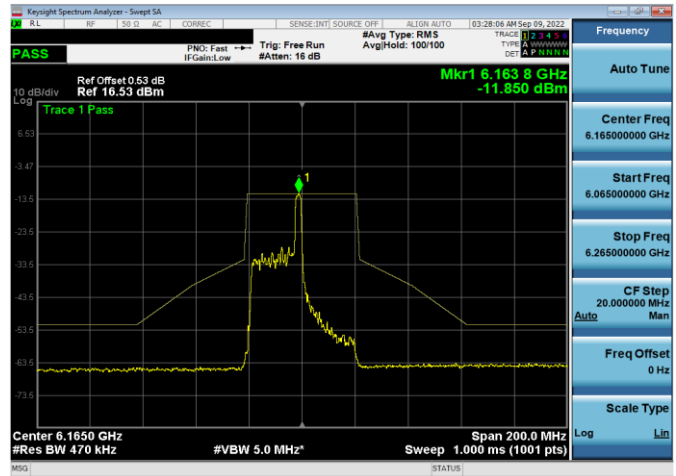
Plot 7-518. In-Band Emission Plot SDM Antenna WF5b (20MHz 802.11ax RU242 (UNII Band 5) – Ch. 45)



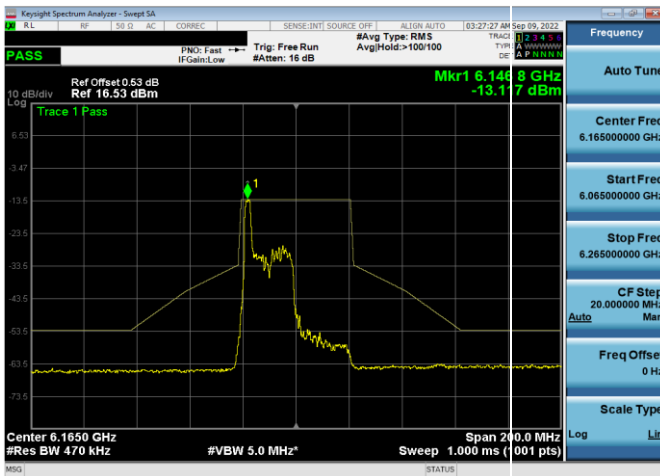
Plot 7-521. In-Band Emission Plot SDM Antenna WF5b (40MHz 802.11ax RU26 (UNII Band 5) – Ch. 43)



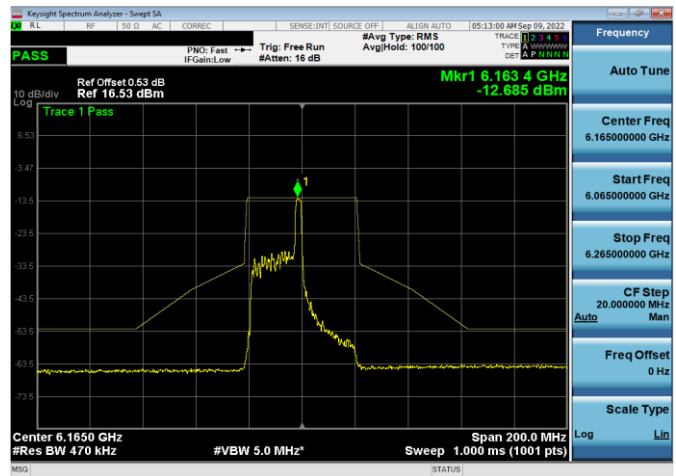
Plot 7-519. In-Band Emission Plot SDM Antenna WF5t (20MHz 802.11ax RU242 (UNII Band 5) – Ch. 45)



Plot 7-522. In-Band Emission Plot SDM Antenna WF5t (40MHz 802.11ax RU26 (UNII Band 5) – Ch. 43)

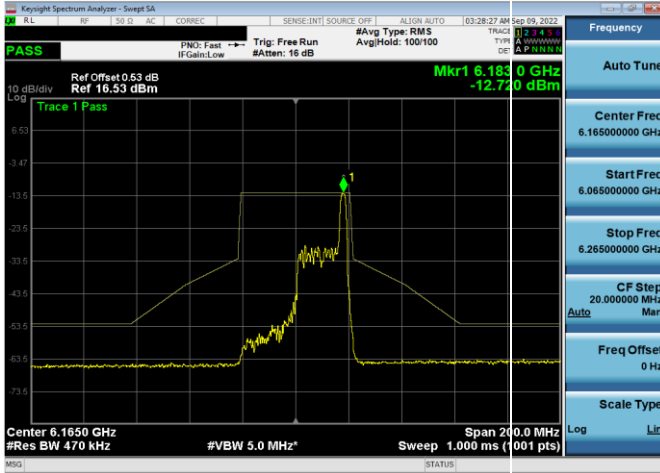


Plot 7-520. In-Band Emission Plot SDM Antenna WF5t (40MHz 802.11ax RU26 (UNII Band 5) – Ch. 43)

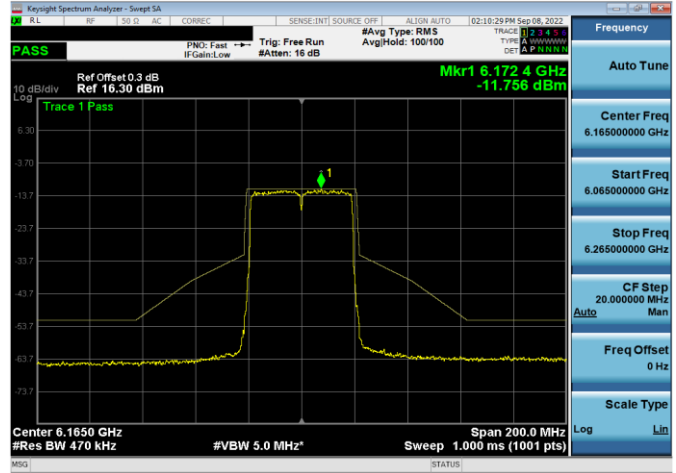


Plot 7-523. In-Band Emission Plot SDM Antenna WF5b (40MHz 802.11ax RU26 (UNII Band 5) – Ch. 43)

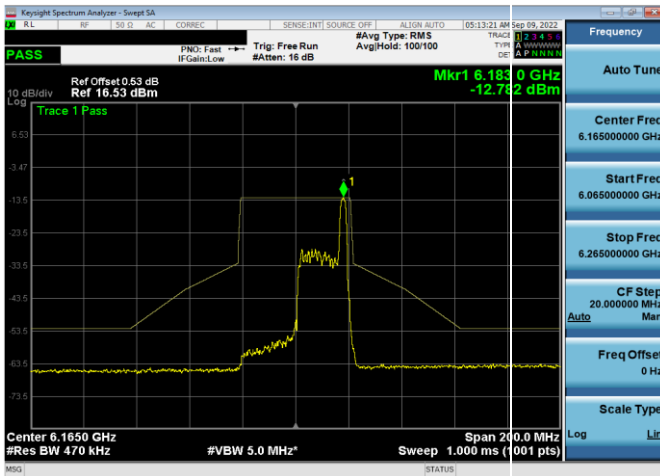
FCC ID: BCGA2759 IC: 579C-A2759		MEASUREMENT REPORT (CERTIFICATION)	Approved by: Technical Manager
Test Report S/N: 1C2205090024-12-R2.BCG	Test Dates: 05/27/2022 - 9/26/2022	EUT Type: Tablet Device	Page 140 of 323



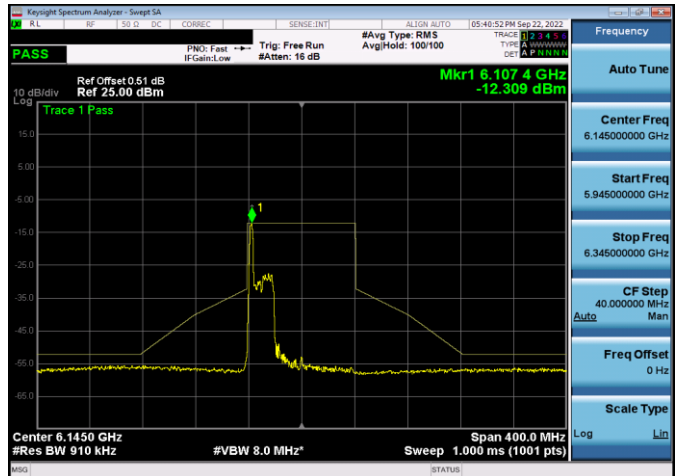
Plot 7-524. In-Band Emission Plot SDM Antenna WF5t (40MHz 802.11ax RU26 (UNII Band 5) – Ch. 43)



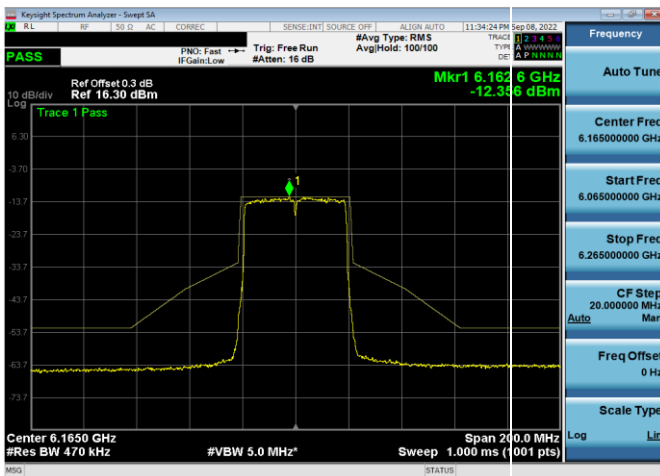
Plot 7-527. In-Band Emission Plot SDM Antenna WF5b (40MHz 802.11ax RU484 (UNII Band 5) – Ch. 43)



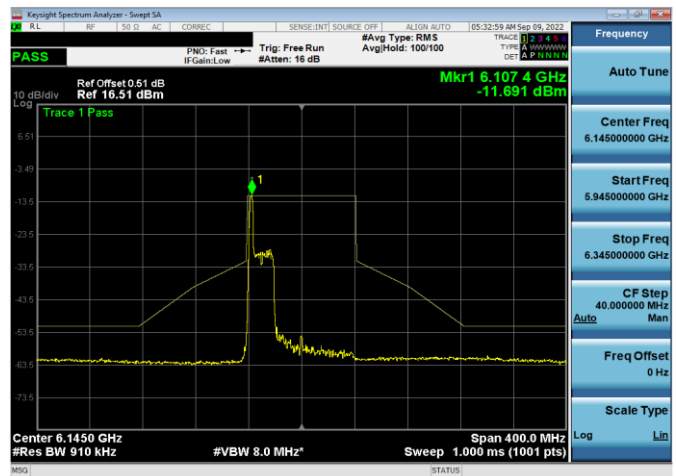
Plot 7-525. In-Band Emission Plot SDM Antenna WF5b (40MHz 802.11ax RU26 (UNII Band 5) – Ch. 43)



Plot 7-528. In-Band Emission Plot SDM Antenna WF5t (80MHz 802.11ax RU26 (UNII Band 5) – Ch. 39)

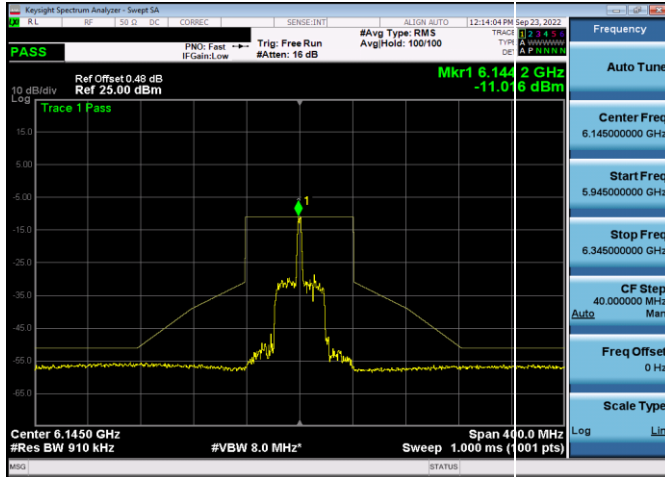


Plot 7-526. In-Band Emission Plot SDM Antenna WF5t (40MHz 802.11ax RU484 (UNII Band 5) – Ch. 43)

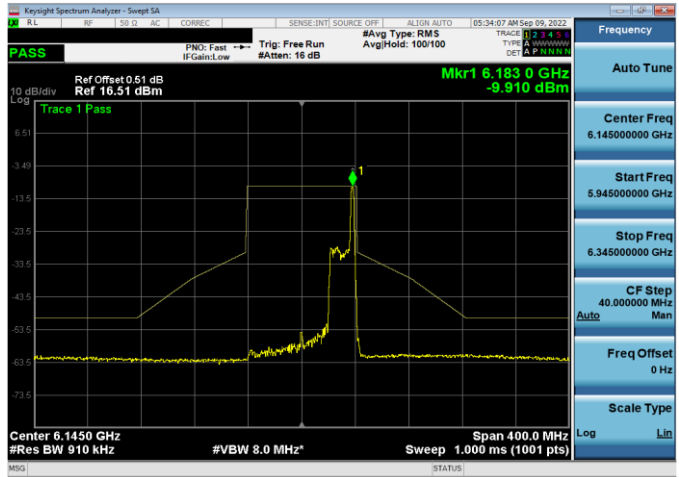


Plot 7-529. In-Band Emission Plot SDM Antenna WF5b (80MHz 802.11ax RU26 (UNII Band 5) – Ch. 39)

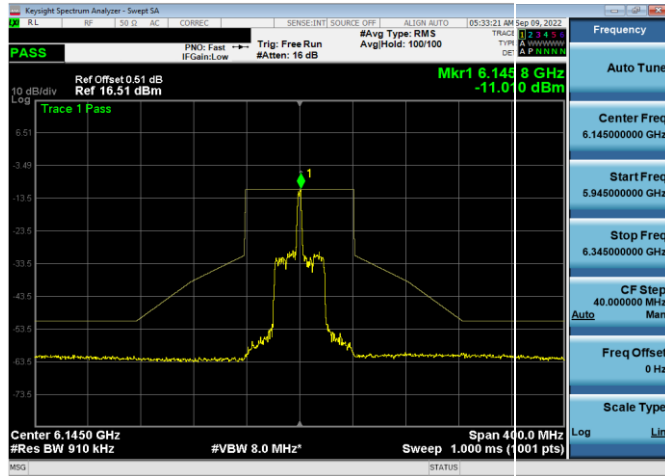
FCC ID: BCGA2759 IC: 579C-A2759	element	MEASUREMENT REPORT (CERTIFICATION)	Approved by: Technical Manager
Test Report S/N: 1C2205090024-12-R2.BCG	Test Dates: 05/27/2022 - 9/26/2022	EUT Type: Tablet Device	Page 141 of 323



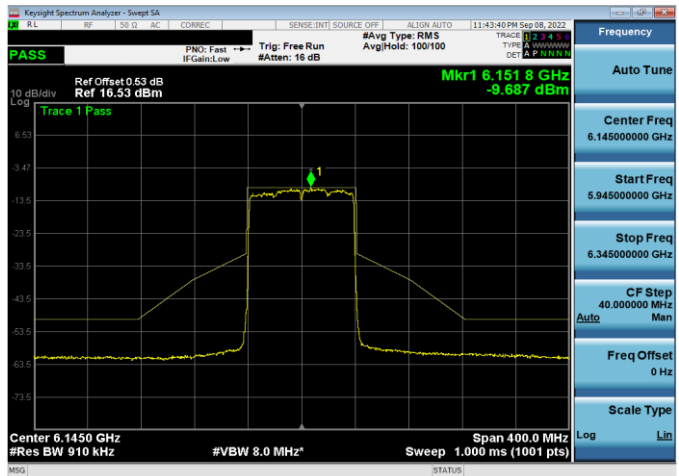
Plot 7-530. In-Band Emission Plot SDM Antenna WF5t (80MHz 802.11ax RU26 (UNII Band 5) – Ch. 39)



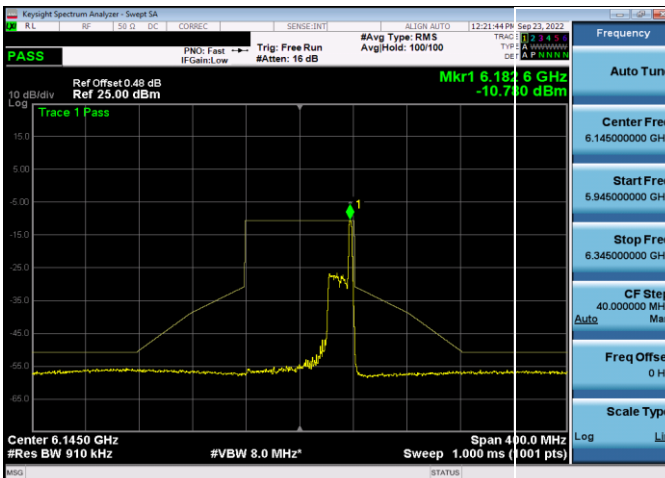
Plot 7-533. In-Band Emission Plot SDM Antenna WF5b (80MHz 802.11ax RU26 (UNII Band 5) – Ch. 39)



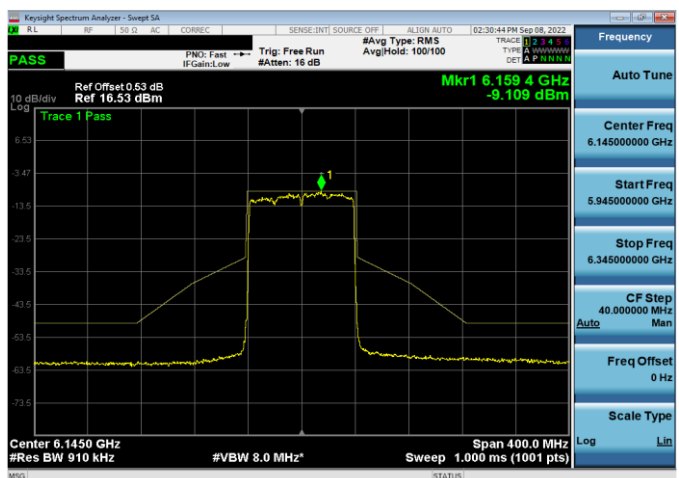
Plot 7-531. In-Band Emission Plot SDM Antenna WF5b (80MHz 802.11ax RU26 (UNII Band 5) – Ch. 39)



Plot 7-534. In-Band Emission Plot SDM Antenna WF5t (80MHz 802.11ax RU996 (UNII Band 5) – Ch. 39)

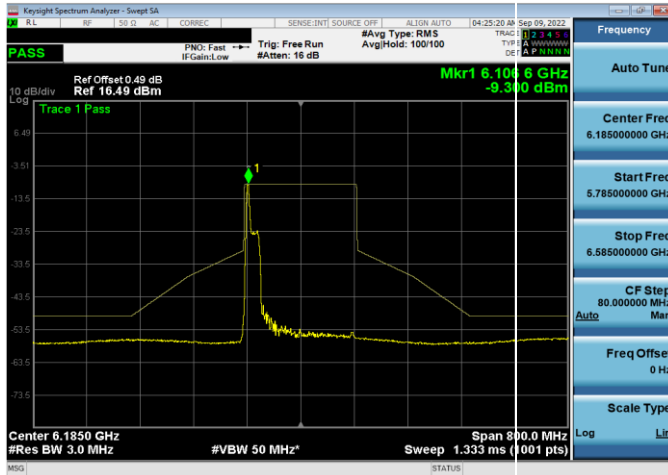


Plot 7-532. In-Band Emission Plot SDM Antenna WF5t (80MHz 802.11ax RU26 (UNII Band 5) – Ch. 39)

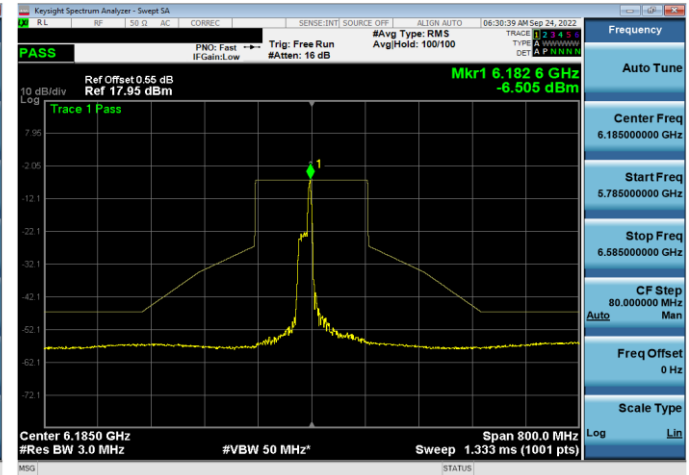


Plot 7-535. In-Band Emission Plot SDM Antenna WF5b (80MHz 802.11ax RU996 (UNII Band 5) – Ch. 39)

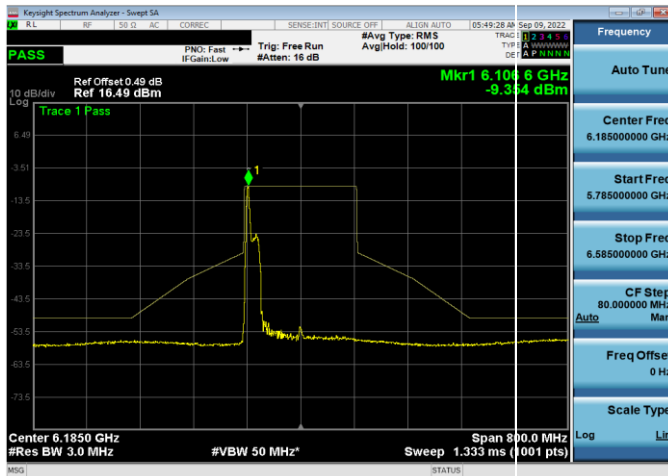
FCC ID: BCGA2759 IC: 579C-A2759	element	MEASUREMENT REPORT (CERTIFICATION)	Approved by: Technical Manager
Test Report S/N: 1C2205090024-12-R2.BCG	Test Dates: 05/27/2022 - 9/26/2022	EUT Type: Tablet Device	Page 142 of 323



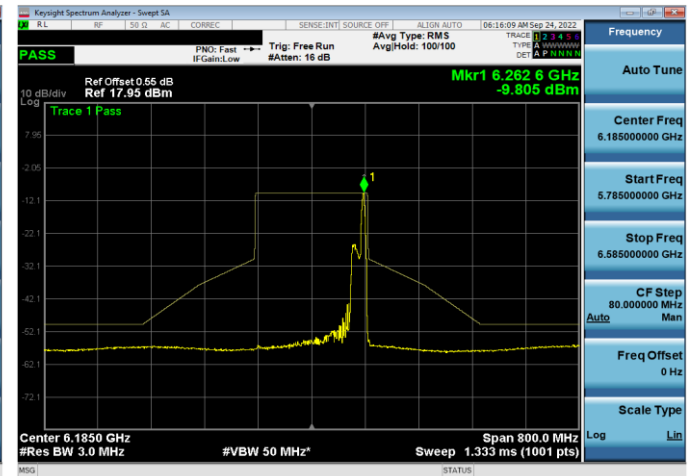
Plot 7-536. In-Band Emission Plot SDM Antenna WF5t (160MHz 802.11ax RU26 (UNII Band 5) – Ch. 47)



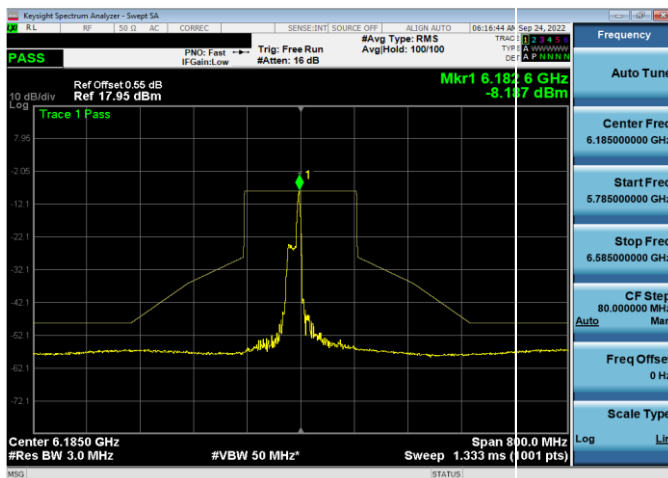
Plot 7-539. In-Band Emission Plot SDM Antenna WF5b (160MHz 802.11ax RU26 (UNII Band 5) – Ch. 47)



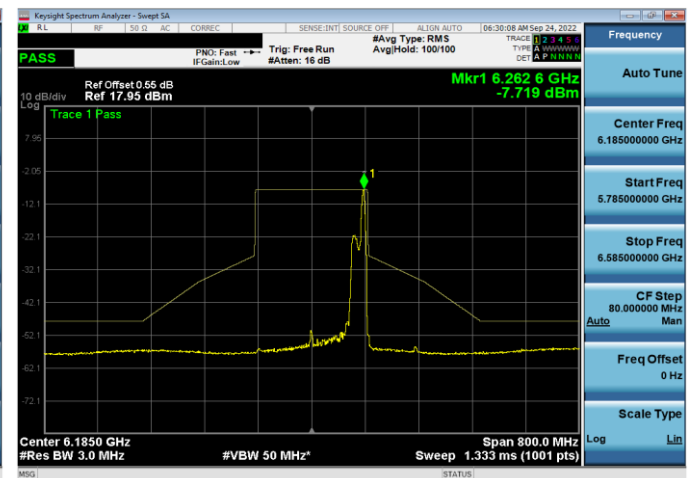
Plot 7-537. In-Band Emission Plot SDM Antenna WF5b (160MHz 802.11ax RU26 (UNII Band 5) – Ch. 47)



Plot 7-540. In-Band Emission Plot SDM Antenna WF5t (160MHz 802.11ax RU26 (UNII Band 5) – Ch. 47)

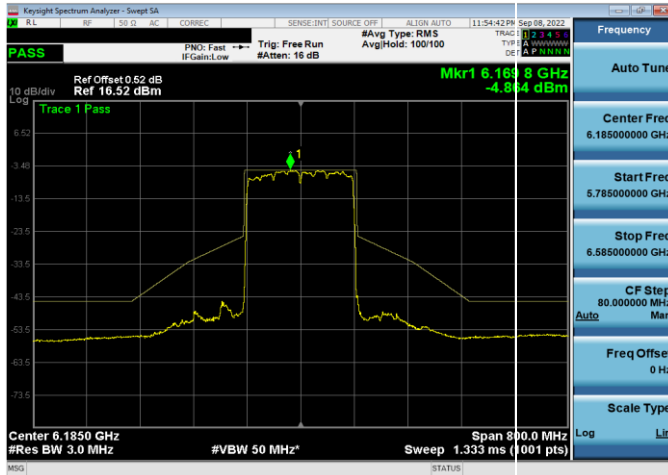


Plot 7-538. In-Band Emission Plot SDM Antenna WF5t (160MHz 802.11ax RU26 (UNII Band 5) – Ch. 47)

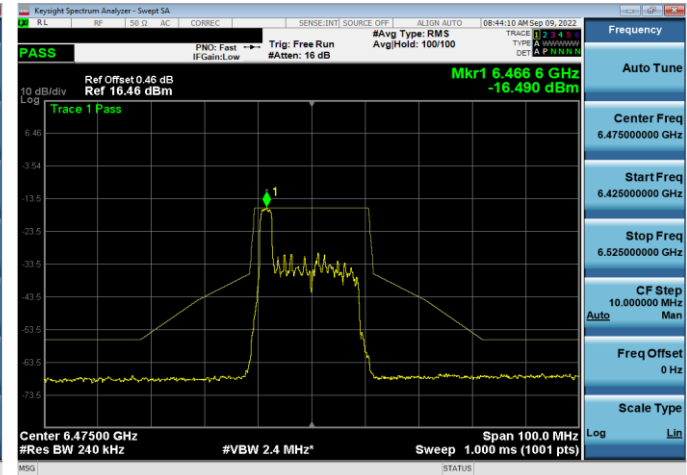


Plot 7-541. In-Band Emission Plot SDM Antenna WF5b (160MHz 802.11ax RU26 (UNII Band 5) – Ch. 47)

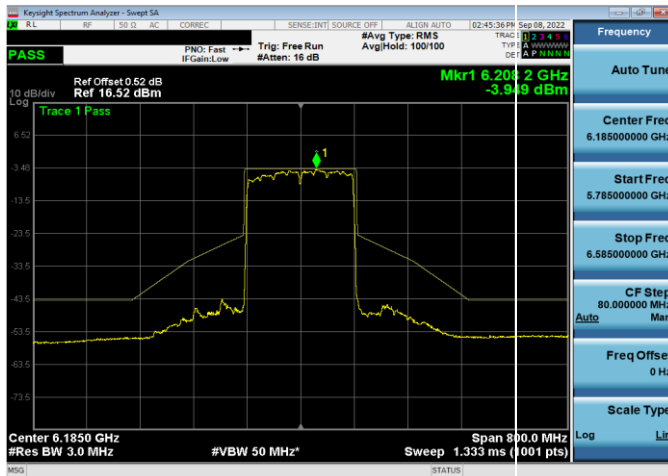
FCC ID: BCGA2759 IC: 579C-A2759	element	MEASUREMENT REPORT (CERTIFICATION)	Approved by: Technical Manager
Test Report S/N: 1C2205090024-12-R2.BCG	Test Dates: 05/27/2022 - 9/26/2022	EUT Type: Tablet Device	Page 143 of 323



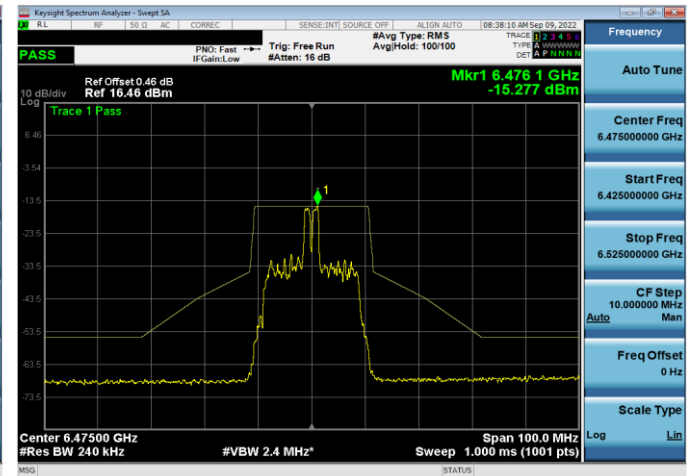
Plot 7-542. In-Band Emission Plot SDM Antenna WF5t (160MHz 802.11ax RU484 (UNII Band 5) – Ch. 47)



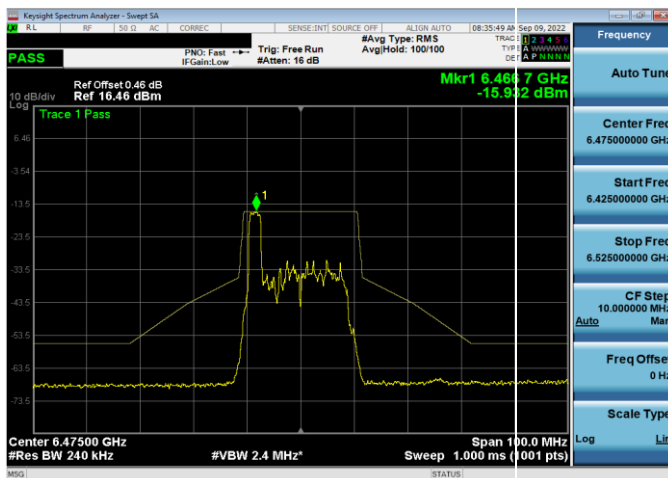
Plot 7-545. In-Band Emission Plot SDM Antenna WF5b (20MHz 802.11ax RU26 (UNII Band 6) – Ch. 105)



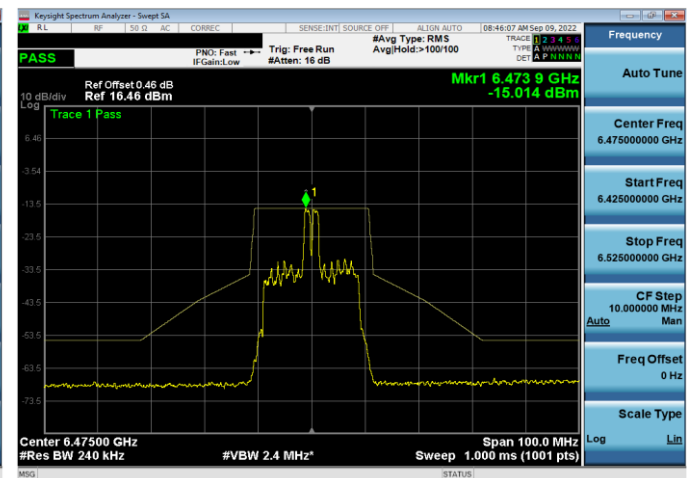
Plot 7-543. In-Band Emission Plot SDM Antenna WF5b (160MHz 802.11ax RU484 (UNII Band 5) – Ch. 47)



Plot 7-546. In-Band Emission Plot SDM Antenna WF5t (20MHz 802.11ax RU26 (UNII Band 6) – Ch. 105)

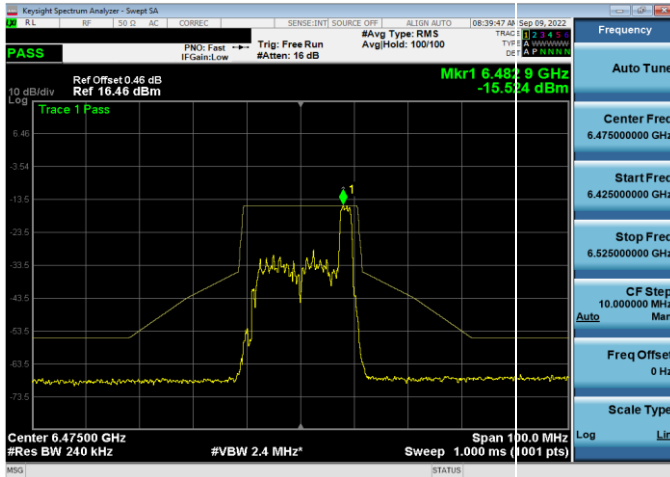


Plot 7-544. In-Band Emission Plot SDM Antenna WF5t (20MHz 802.11ax RU26 (UNII Band 6) – Ch. 105)

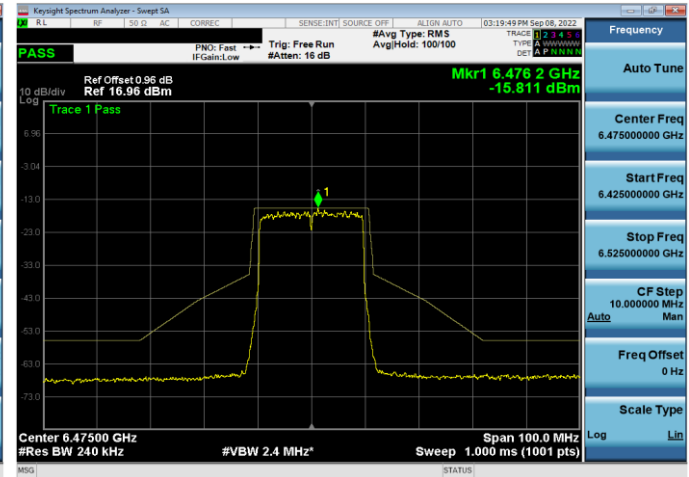


Plot 7-547. In-Band Emission Plot SDM Antenna WF5b (20MHz 802.11ax RU26 (UNII Band 6) – Ch. 105)

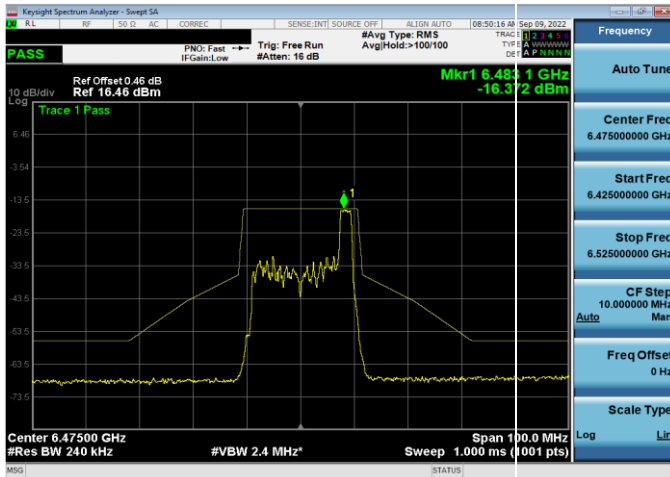
FCC ID: BCGA2759 IC: 579C-A2759	element	MEASUREMENT REPORT (CERTIFICATION)	Approved by: Technical Manager
Test Report S/N: 1C2205090024-12-R2.BCG	Test Dates: 05/27/2022 - 9/26/2022	EUT Type: Tablet Device	Page 144 of 323



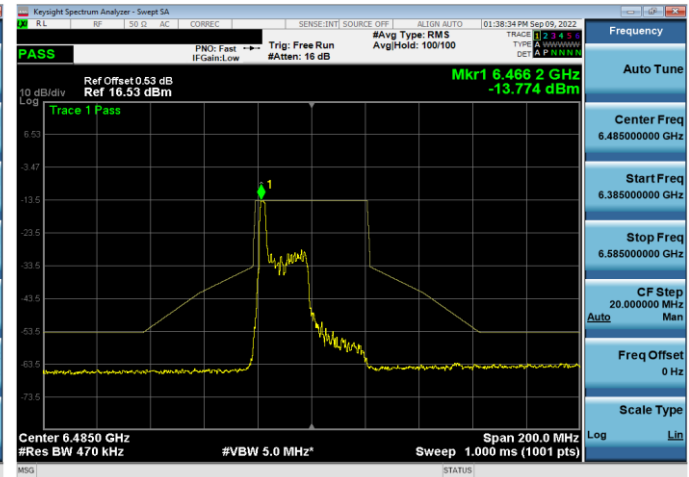
Plot 7-548. In-Band Emission Plot SDM Antenna WF5t (20MHz 802.11ax RU26 (UNII Band 6) - Ch. 105)



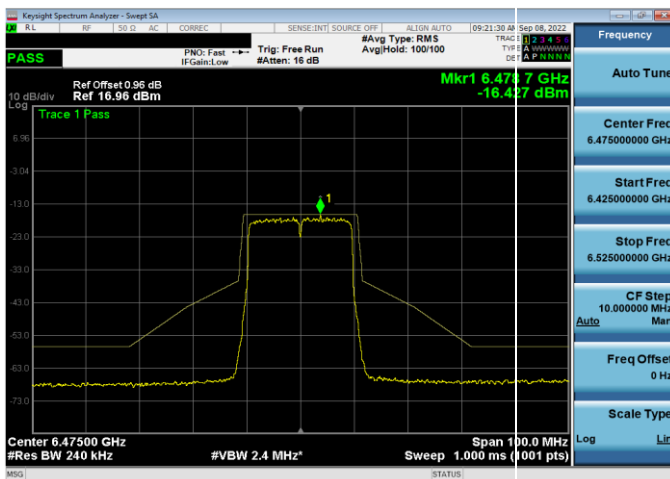
Plot 7-551. In-Band Emission Plot SDM Antenna WF5b (20MHz 802.11ax RU242 (UNII Band 6) - Ch. 105)



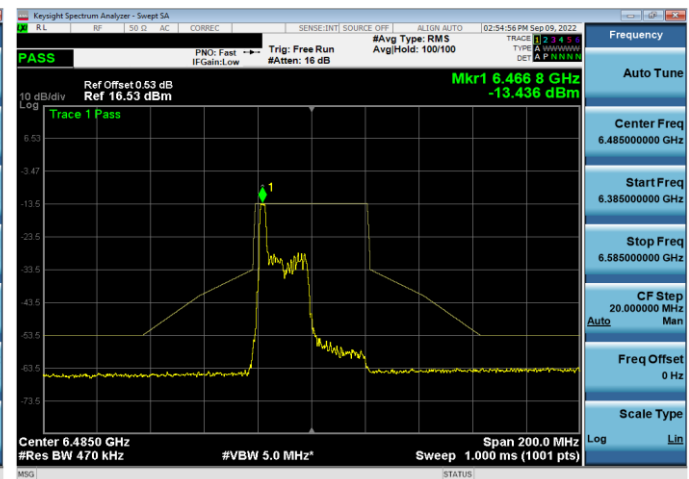
Plot 7-549. In-Band Emission Plot SDM Antenna WF5b (20MHz 802.11ax RU26 (UNII Band 6) - Ch. 105)



Plot 7-552. In-Band Emission Plot SDM Antenna WF5t (40MHz 802.11ax RU26 (UNII Band 6) - Ch. 107)

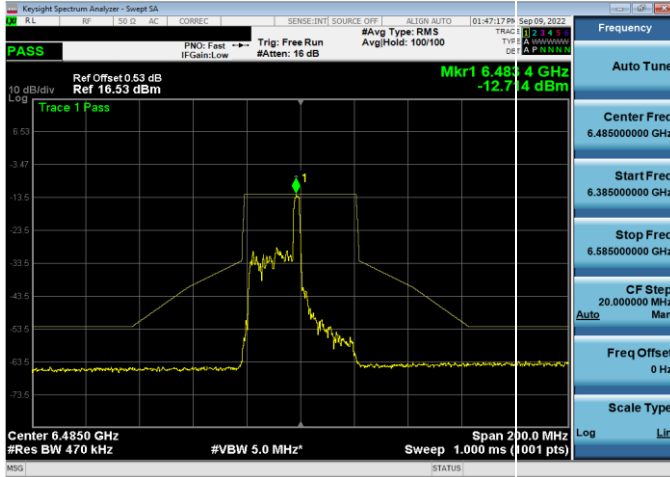


Plot 7-550. In-Band Emission Plot SDM Antenna WF5t (20MHz 802.11ax RU242 (UNII Band 6) - Ch. 105)

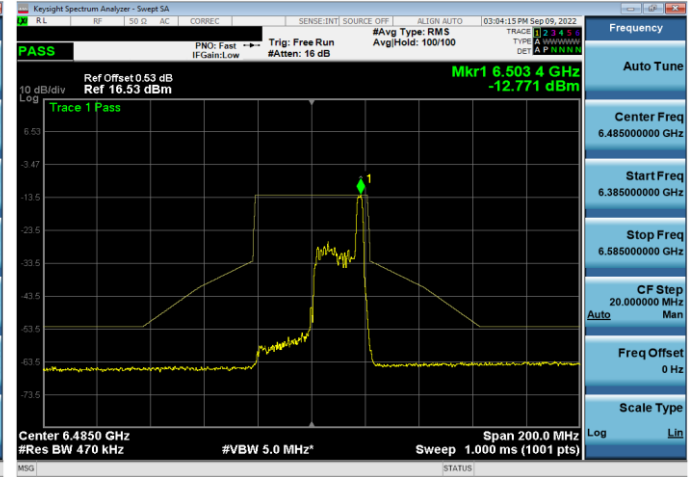


Plot 7-553. In-Band Emission Plot SDM Antenna WF5b (40MHz 802.11ax RU26 (UNII Band 6) - Ch. 107)

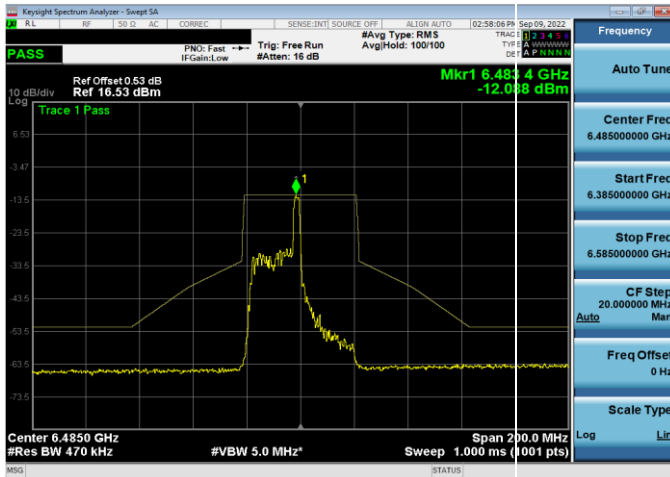
FCC ID: BCGA2759 IC: 579C-A2759	element	MEASUREMENT REPORT (CERTIFICATION)	Approved by: Technical Manager
Test Report S/N: 1C2205090024-12-R2.BCG	Test Dates: 05/27/2022 - 9/26/2022	EUT Type: Tablet Device	Page 145 of 323



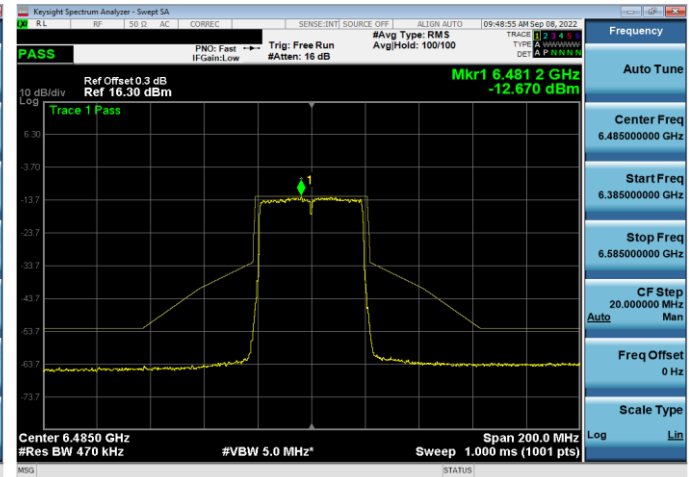
Plot 7-554. In-Band Emission Plot SDM Antenna WF5t (40MHz 802.11ax RU26 (UNII Band 6) – Ch. 107)



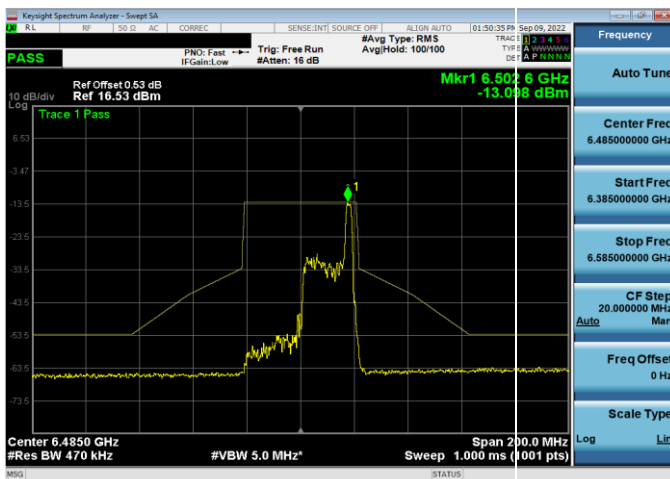
Plot 7-557. In-Band Emission Plot SDM Antenna WF5b (40MHz 802.11ax RU26 (UNII Band 6) – Ch. 107)



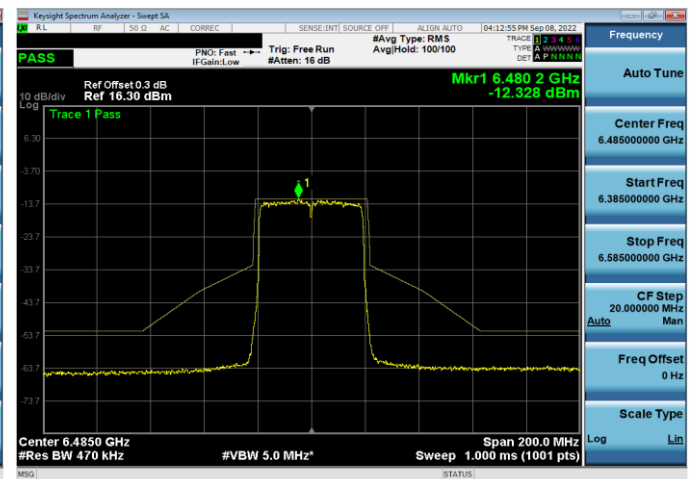
Plot 7-555. In-Band Emission Plot SDM Antenna WF5b (40MHz 802.11ax RU26 (UNII Band 6) – Ch. 107)



Plot 7-558. In-Band Emission Plot SDM Antenna WF5t (40MHz 802.11ax RU484 (UNII Band 6) – Ch. 107)

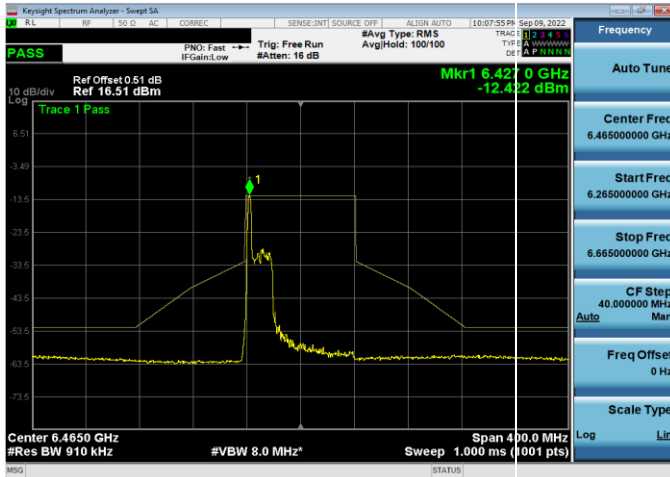


Plot 7-556. In-Band Emission Plot SDM Antenna WF5t (40MHz 802.11ax RU26 (UNII Band 6) – Ch. 107)

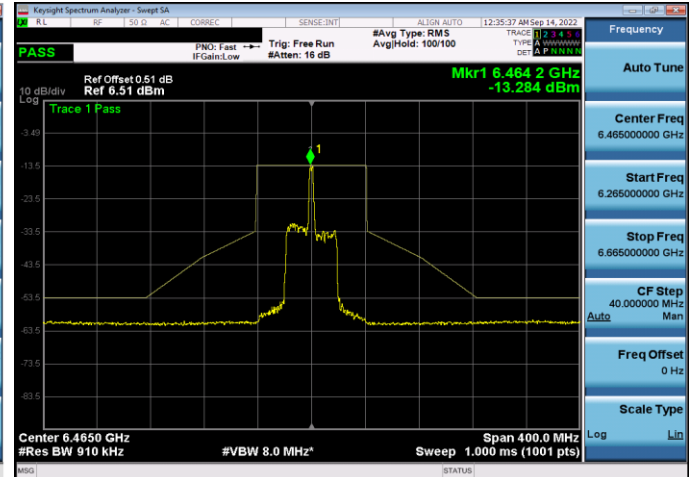


Plot 7-559. In-Band Emission Plot SDM Antenna WF5b (40MHz 802.11ax RU484 (UNII Band 6) – Ch. 107)

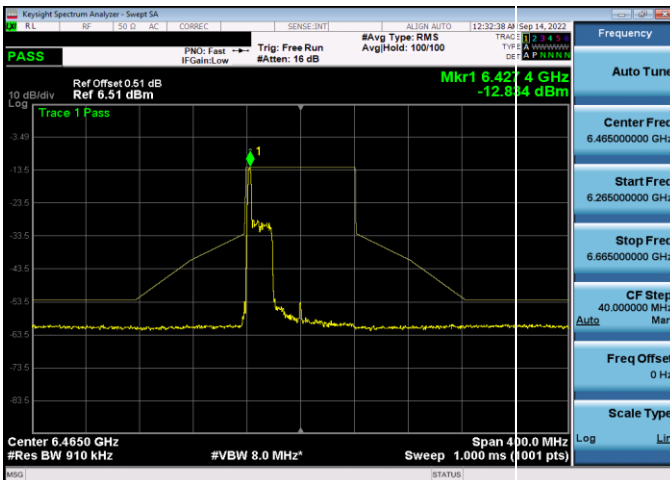
FCC ID: BCGA2759 IC: 579C-A2759	element	MEASUREMENT REPORT (CERTIFICATION)	Approved by: Technical Manager
Test Report S/N: 1C2205090024-12-R2.BCG	Test Dates: 05/27/2022 - 9/26/2022	EUT Type: Tablet Device	Page 146 of 323



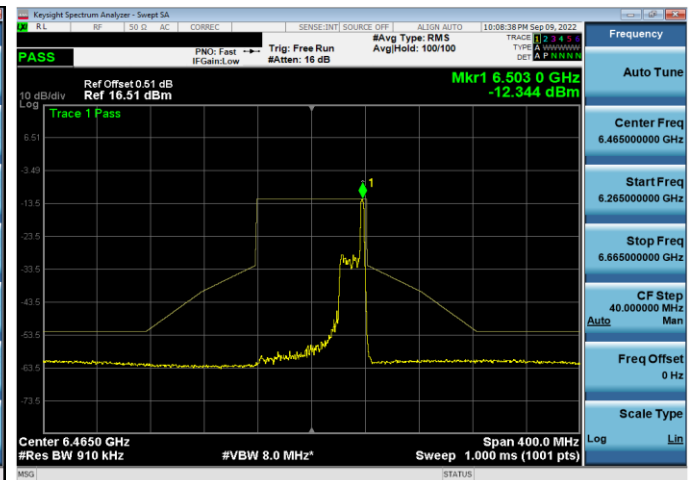
Plot 7-560. In-Band Emission Plot SDM Antenna WF5t (80MHz 802.11ax RU26 (UNII Band 6) – Ch. 103)



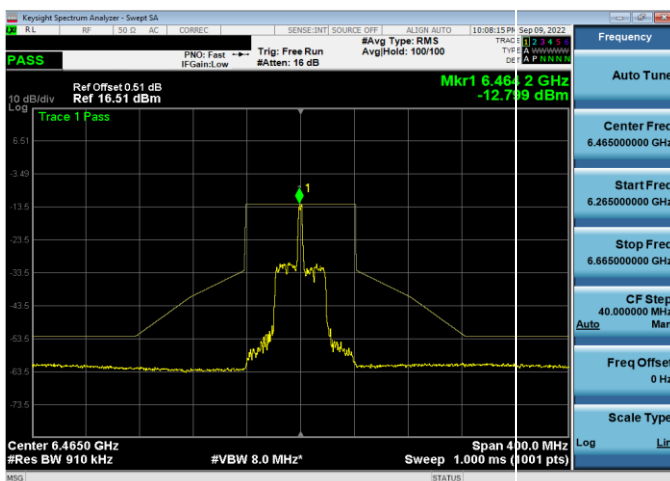
Plot 7-563. In-Band Emission Plot SDM Antenna WF5b (80MHz 802.11ax RU26 (UNII Band 6) – Ch. 103)



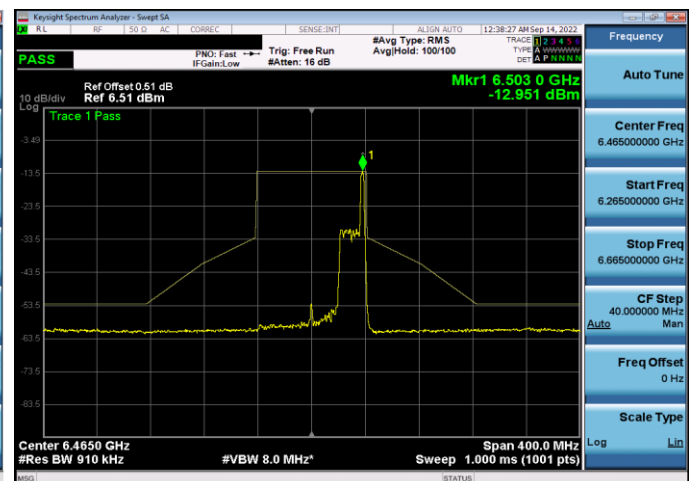
Plot 7-561. In-Band Emission Plot SDM Antenna WF5b (80MHz 802.11ax RU26 (UNII Band 6) – Ch. 103)



Plot 7-564. In-Band Emission Plot SDM Antenna WF5t (80MHz 802.11ax RU26 (UNII Band 6) – Ch. 103)

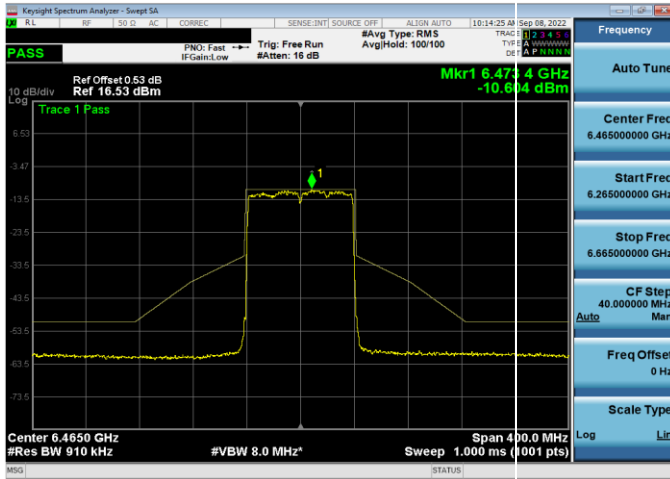


Plot 7-562. In-Band Emission Plot SDM Antenna WF5t (80MHz 802.11ax RU26 (UNII Band 6) – Ch. 103)

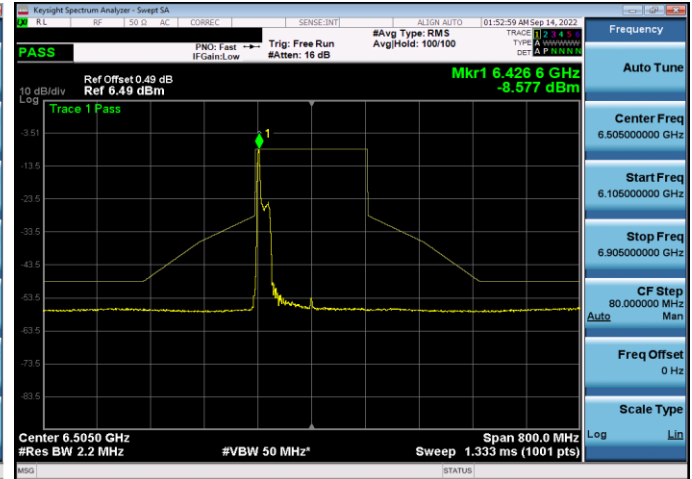


Plot 7-565. In-Band Emission Plot SDM Antenna WF5b (80MHz 802.11ax RU26 (UNII Band 6) – Ch. 103)

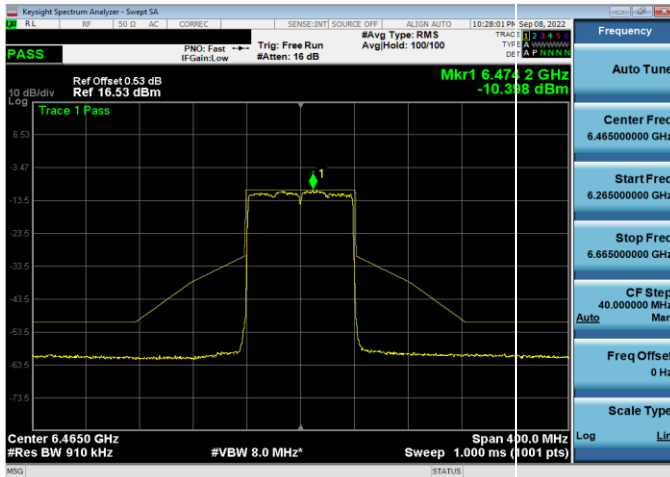
FCC ID: BCGA2759 IC: 579C-A2759	element	MEASUREMENT REPORT (CERTIFICATION)	Approved by: Technical Manager
Test Report S/N: 1C2205090024-12-R2.BCG	Test Dates: 05/27/2022 - 9/26/2022	EUT Type: Tablet Device	Page 147 of 323



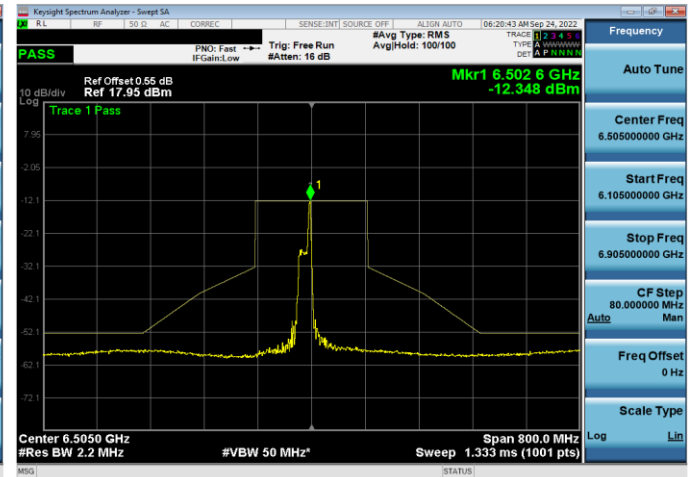
Plot 7-566. In-Band Emission Plot SDM Antenna WF5t (80MHz 802.11ax RU996 (UNII Band 6) - Ch. 103)



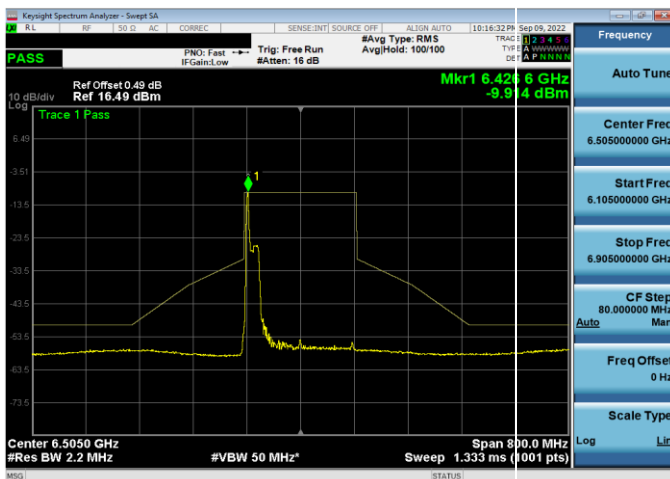
Plot 7-569. In-Band Emission Plot SDM Antenna WF5b (160MHz 802.11ax RU26 (UNII Band 6) - Ch. 111)



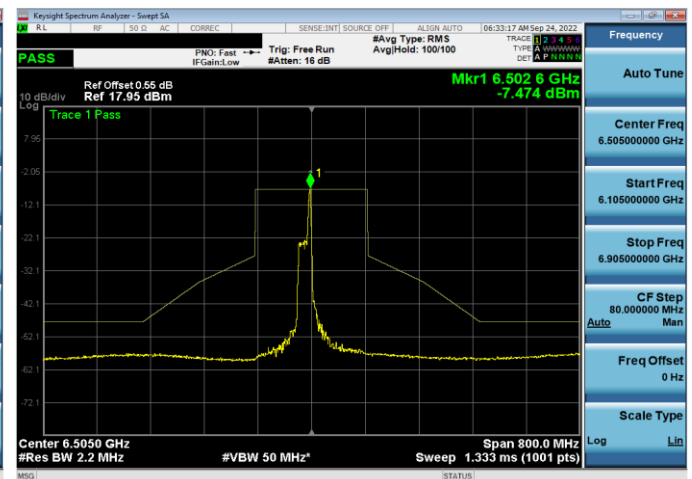
Plot 7-567. In-Band Emission Plot SDM Antenna WF5b (80MHz 802.11ax RU996 (UNII Band 6) - Ch. 103)



Plot 7-570. In-Band Emission Plot SDM Antenna WF5t (160MHz 802.11ax RU26 (UNII Band 6) - Ch. 111)

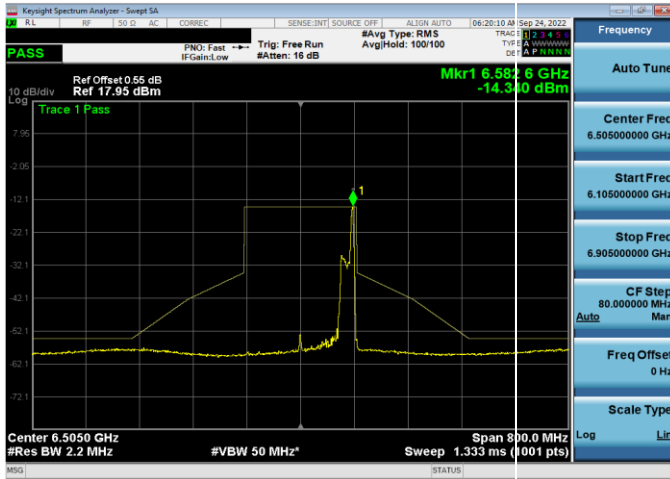


Plot 7-568. In-Band Emission Plot SDM Antenna WF5t (160MHz 802.11ax RU26 (UNII Band 6) - Ch. 111)

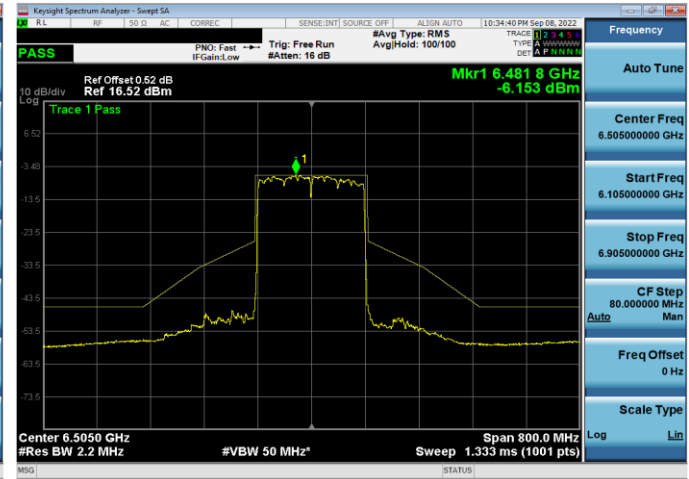


Plot 7-571. In-Band Emission Plot SDM Antenna WF5b (160MHz 802.11ax RU26 (UNII Band 6) - Ch. 111)

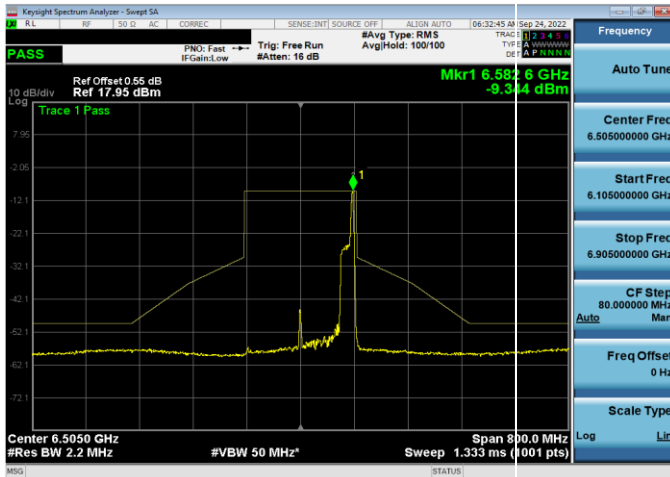
FCC ID: BCGA2759 IC: 579C-A2759	element	MEASUREMENT REPORT (CERTIFICATION)	Approved by: Technical Manager
Test Report S/N: 1C2205090024-12-R2.BCG	Test Dates: 05/27/2022 - 9/26/2022	EUT Type: Tablet Device	Page 148 of 323



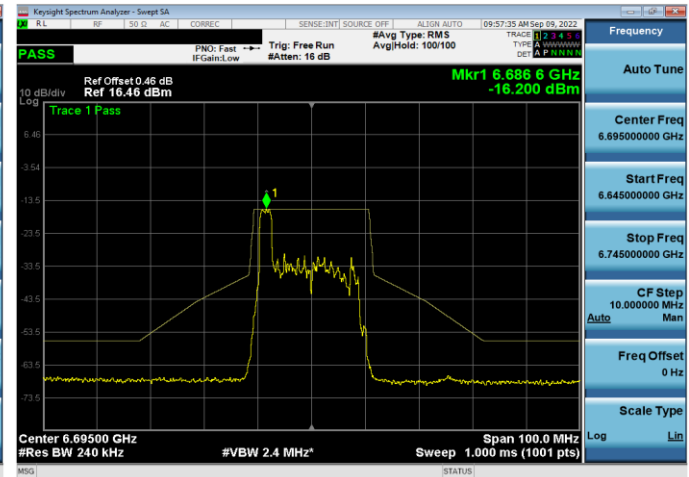
Plot 7-572. In-Band Emission Plot SDM Antenna WF5t (160MHz 802.11ax RU26 (UNII Band 6) – Ch. 111)



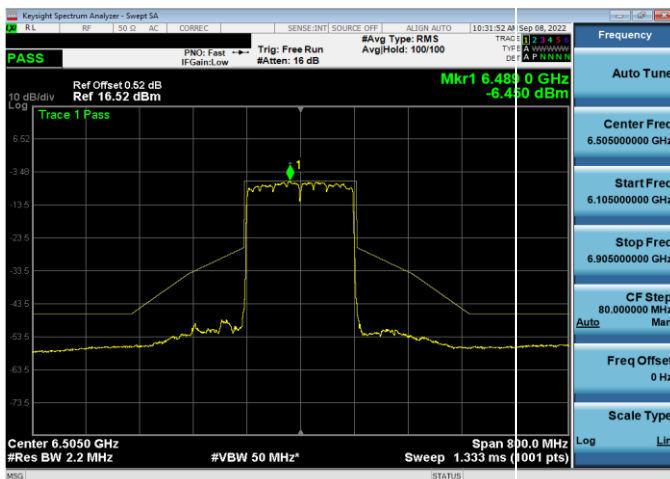
Plot 7-575. In-Band Emission Plot SDM Antenna WF5b (160MHz 802.11ax RU484 (UNII Band 6) – Ch. 111)



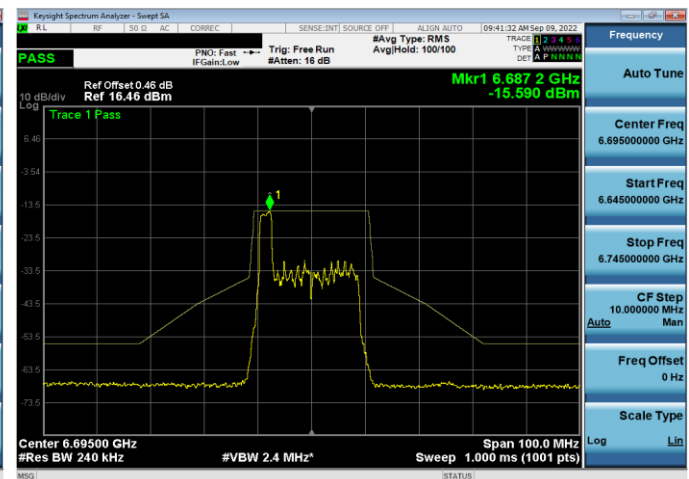
Plot 7-573. In-Band Emission Plot SDM Antenna WF5b (160MHz 802.11ax RU26 (UNII Band 6) – Ch. 111)



Plot 7-576. In-Band Emission Plot SDM Antenna WF5t (20MHz 802.11ax RU26 (UNII Band 7) – Ch. 149)

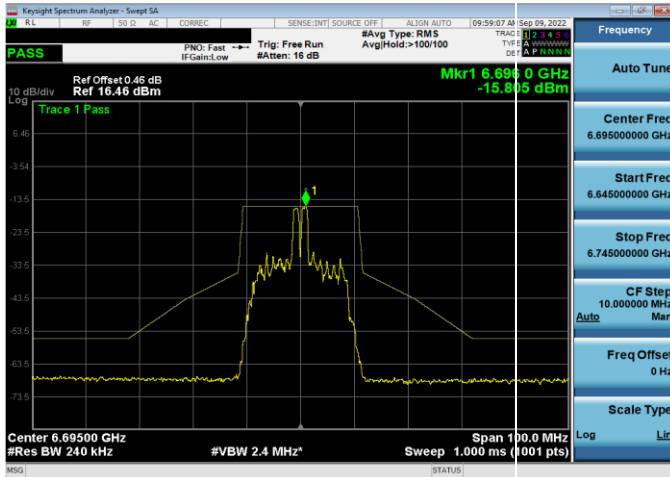


Plot 7-574. In-Band Emission Plot SDM Antenna WF5t (160MHz 802.11ax RU484 (UNII Band 6) – Ch. 111)

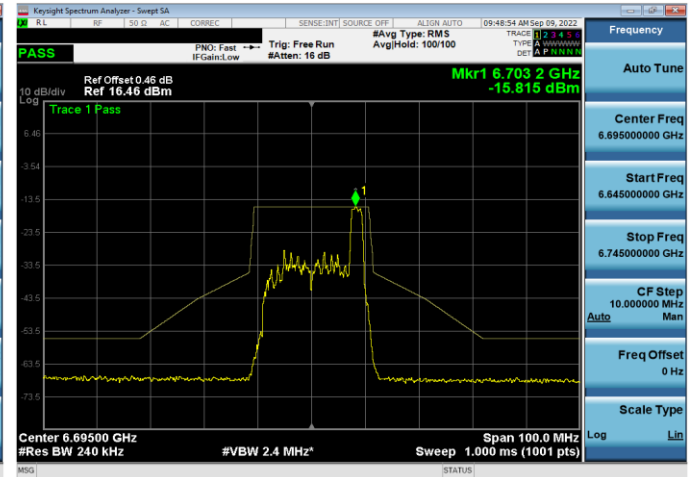


Plot 7-577. In-Band Emission Plot SDM Antenna WF5b (20MHz 802.11ax RU26 (UNII Band 7) – Ch. 149)

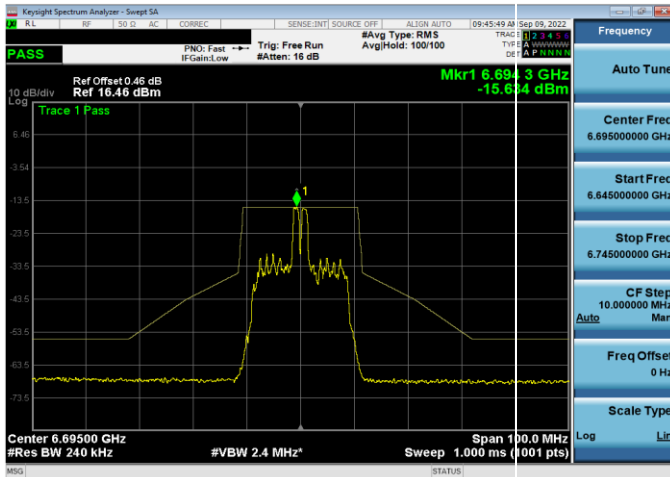
FCC ID: BCGA2759 IC: 579C-A2759	element	MEASUREMENT REPORT (CERTIFICATION)	Approved by: Technical Manager
Test Report S/N: 1C2205090024-12-R2.BCG	Test Dates: 05/27/2022 - 9/26/2022	EUT Type: Tablet Device	Page 149 of 323



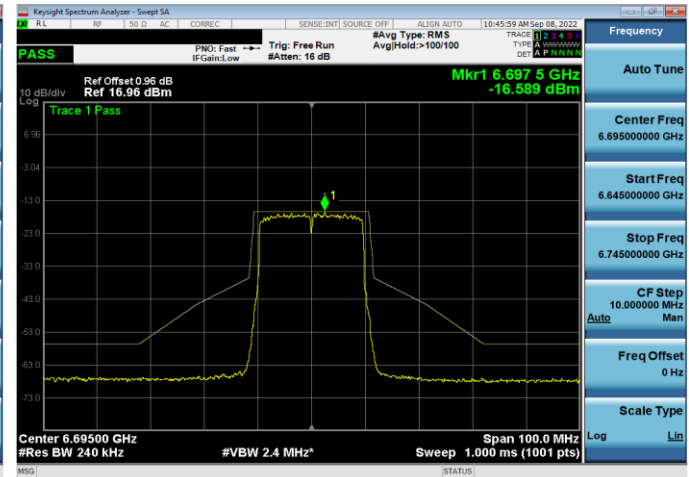
Plot 7-578. In-Band Emission Plot SDM Antenna WF5t (20MHz 802.11ax RU26 (UNII Band 7) – Ch. 149)



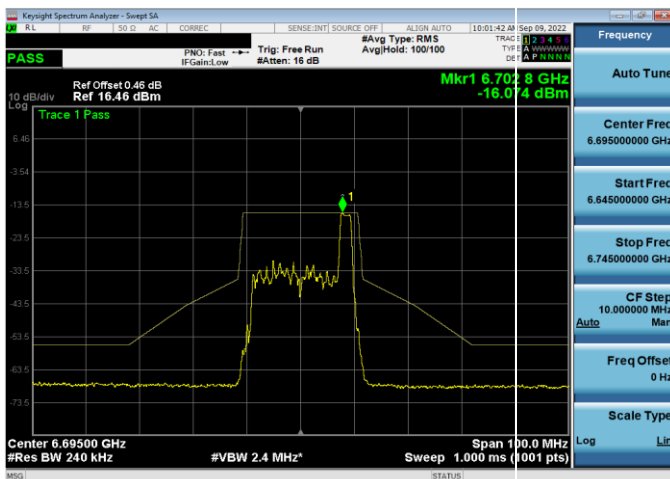
Plot 7-581. In-Band Emission Plot SDM Antenna WF5b (20MHz 802.11ax RU26 (UNII Band 7) – Ch. 149)



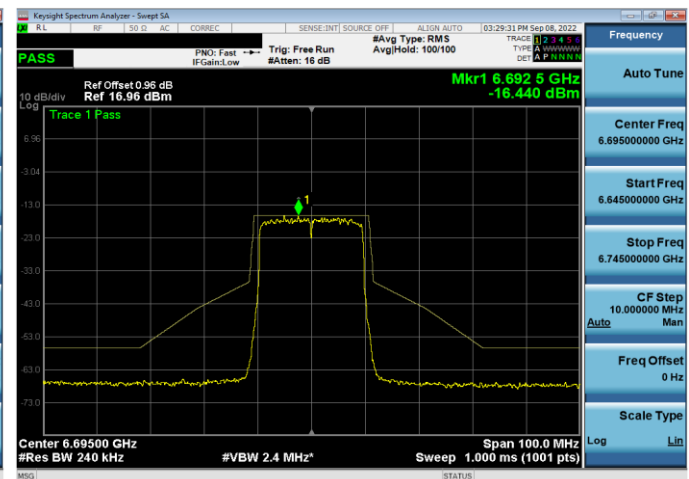
Plot 7-579. In-Band Emission Plot SDM Antenna WF5b (20MHz 802.11ax RU26 (UNII Band 7) – Ch. 149)



Plot 7-582. In-Band Emission Plot SDM Antenna WF5t (20MHz 802.11ax RU242 (UNII Band 7) – Ch. 149)



Plot 7-580. In-Band Emission Plot SDM Antenna WF5t (20MHz 802.11ax RU26 (UNII Band 7) – Ch. 149)



Plot 7-583. In-Band Emission Plot SDM Antenna WF5b (20MHz 802.11ax RU242 (UNII Band 7) – Ch. 149)

FCC ID: BCGA2759 IC: 579C-A2759		MEASUREMENT REPORT (CERTIFICATION)	Approved by: Technical Manager
Test Report S/N: 1C2205090024-12-R2.BCG	Test Dates: 05/27/2022 - 9/26/2022	EUT Type: Tablet Device	Page 150 of 323