

When folded, please make sure that this title page is visible and not folded inside.

FRONT PAGE


ONE YEAR LIMITED WARRANTY

Xtreme warrants its products for one year against defects in manufacturing under regular consumer use with original receipt of retail purchase. We believe in our products and want to provide you with a replacement, if needed, but we have to know about the problem while the product is still under warranty. If you discover a defect covered by this warranty, please contact us about receiving a replacement. In order to use the products warranty the customer must provide proof of the retailers receipt.


*Any customers outside of the U.S. will be responsible for shipping and handling charges if a replacement is required that is not due to a manufacturing defect. If there is not a manufacturing defect, shipping and handling will be applied.


Xtreme's warranty is limited to our products only. Our warranty does not cover the replacement or repair cost of any third-party accessory, electronic device or personal property. For instructions about how to obtain warranty service for your product, please contact Customer Service: customerservice@xtremecables.com

Scan the QR code on the front of the manual to extend your warranty from 1 Year to 2 Year Limited.


XTREMECABLES

Made in Thailand for
Jem Accessories, Edison, N.J. 08817






PRO SERIES

XTREME POWER

15W WIRELESS


CHARGER STAND

Compatible with Qi enabled iOS & Android smartphones



Dual Coil Technology

Charge your phone vertically or horizontally



XWCB-1044-BLK

User Manual V1.0 1024

855.999.8041 | WWW.XTREMECABLES.COM

BACK PAGE

INTRODUCTION

Thank you for purchasing this wireless phone charger. This desktop wireless charger features up to 15W of power depending on your device's compatibility.

FEATURES

- Phone Stand and wireless charger for Qi enabled smartphones.
- Allows you to easily display your phone while keeping it powered.
- Dual coil design for charging your phone vertically or horizontally.
- LED indicator illuminates blue, letting you know your phone is charging.

SPECIFICATIONS

- USB-C Input: 5V/3A, 9V/2A
- Wireless Charging Power: 15W
- Compatible with Qi equipped smartphones.

RF EXPOSURE COMPLIANCE


This equipment complies with FCC radiation exposure limits set forth for an uncontrolled environment. This equipment should be installed and operated with minimum distance 20cm between the radiator and your body. This transmitter must not be co-located or operating in conjunction with any other antenna or transmitter.

*15W fast charging requires 9V/2A PD power supply adapter or equivalent. (Not included)

WHAT'S INSIDE

Wireless Charger Stand
USB-C Power Cable
User Manual

GETTING TO KNOW YOUR PRODUCT



INSTRUCTIONS

- Connect the USB-C cable to the wireless charger's USB-C port and to a compatible power source.
- Place your compatible device onto the charger.
- When the Wireless charger has an adequate power supply source, and no device is connected, the status LED turn off.
- When a compatible device is successfully connected and actively charging, the status LED will illuminate Blue.
- Once your device is fully charged, disconnect the USB-C cable from the wireless charger or remove your device.

FCC STATEMENT

FCC STATEMENT

Any changes or modifications not expressly approved by the party responsible for compliance could void this user's authority to operate the equipment.

This device complies with part 15 of the FCC Rules. Operation is subject to the following two conditions: (1) This device may not cause harmful interference, and (2) this device must accept any interference received, including interference that may cause undesired operation.

Note: This equipment has been tested and found to comply with the limits for a Class B digital device, pursuant to Part 15 of the FCC Rules. These limits are designed to provide reasonable protection against harmful interference in a residential installation. This equipment generates, uses, and can radiate radio frequency energy and, if not installed and used in accordance with the instructions, may cause harmful interference to radio communications. However, there is no guarantee that interference will not occur in a particular installation. If this equipment does not cause harmful interference to radio or television reception, which can be determined by turning the equipment off and on, the user is encouraged to try to correct interference by one or more of the following measures:

- Reorient or relocate the receiving antenna
- Increase the separation between the equipment and receiver
- Connect the equipment into an outlet on a circuit different from that to which the receiver is connected
- Consult the dealer or an experienced radio/TV technician for help

128