

Front page in English

iLuv® TWS Bluetooth Headset

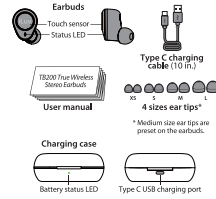
IPX6 LEVEL OF PROTECTION
FROM WATER INTRUSION

TB200
User Manual (Ver 1.0)

Bluetooth® 5.0



WHAT'S INCLUDED



POWER ON AND PAIRING

1. Before Using

Please charge your TB200 earbuds before use. Simply take the earbuds out of the charging case and insert them into your ears. The earbud will automatically power on at which point the earbud will pair to your device.

The TB200 earbuds are rated IPX6 waterproof protected. The earbuds can resist high pressure water sprays however they shouldn't be submerged under water for a long period of time.

3. Power On and Pairing

The TB200 earbuds will automatically turn on whenever removed from the charging case.

A. A "Power on" prompt will be heard through the earbud within the first few seconds of wearing.

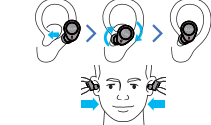
B. A "Please pair to your device" prompt will be heard through the earbud if the previously paired device is not found.



2. Wear Earbuds

Both earbuds are marked with a L or R to indicate the appropriate ear side; earbuds are differently angled to fit either the left or the right ear.

The proper fit will ensure the best sound quality. Insert the earbud into your ear and rotate slightly clockwise (as shown in image below); adjust for comfort.



C. Turn on Bluetooth on your device.

Step 1. Go to Settings > Bluetooth.



Step 2. Turn on Bluetooth.



Step 3. Scan for and select "iLuv TB200".



Step 4. Wait for successful pairing.

LISTENING TO MUSIC

Once paired, open a music app on your device to play/control music and adjust volume. Volume controls aren't built onto the earbuds due to the IPX6 waterproof protection.



You can play/pause your music by simply tapping the touch area once.



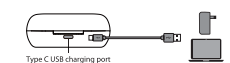
CHARGING

1. To charge your earbuds

Place both earbuds into the charging case whenever not using; make sure to keep the lid closed.

2. To charge your case

With the provided Type C Cable, plug the Type C port into the charging port located on the backside of the charging case. Then plug the USB side of the Type C Cable into a standard USB Charger or port.



HANDS-FREE CALLING

Please follow the instructions below to answer/hang up calls:

1. Answer Call

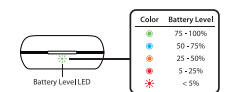


2. Reject/Hang Up Call



Note. Touch area is located directly on the center of the earbud.

3. Checking the Battery Level



• LED will indicate the Battery Level of the case whenever connected to a charger.
• LED will be off when charging is complete.
• LED will display the Battery Level of the case for 8 seconds when the lid of the charging case is opened/closed.

BATTERY LIFE

The TB200 will provide a playtime of 17.5 hours. Get up to 5.5 hours on a single charge and an additional 12 hours from the included charging case. For a quick charge, place both earbuds back into the charging case for 20 minutes and get 1.5 hours of listening time.

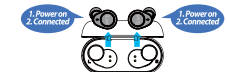
	Earbud	Charging Case
Listening Time	5.5 hrs**	12 hrs
Charging Time	2 hrs	2 hrs
Play time after charged for 20 minutes	1.5 hrs	

** Listening time measured on a single charge and at an 80% volume level

POWER ON/OFF

1. Power On the Ear buds

The earbuds will automatically power on and connect to the previously paired device whenever taken out of the charging case.

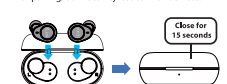


To power on the earbuds without the charging case, hold the touch area of both earbuds for 2 seconds until a "Power On" prompt is heard.

TROUBLESHOOTING

Place both earbuds into the charging case and leave the lid closed; take earbuds out of charging case after 15 seconds.

This simple trick will resolve most problems which include but isn't limited to L/R channel disconnection or pairing/connectivity issues with devices.



FAQ (FREQUENTLY ASKED QUESTIONS)

1. How can I power on/off the TB200?

The earbuds will automatically power on when removed from the charging case and power off when placed back into the charging case. Whenever the charging case isn't near the earbuds, hold the touch area of the earbuds for 5 seconds to power on/off.

2. How can I play/pause music or receive calls?

Simply tap the touch area of either earbud once.

3. How can I control the volume of the music or call?

Use the volume controls or +/- buttons on your device to control the volume.

4. What will affect the total playtime?

Playtime will vary by the volume level, type of audio and connection status.

We locate the iLuv Logo and ID and the Product name, the Brand, the Model name on the Color box, locate the Product name, the Brand, the Model name on the instructions.

NOTE: This equipment has been tested and found to comply with the limits for a Class B digital device, pursuant to part 15 of the FCC Rules. These limits are designed to provide reasonable protection against harmful interference to other wireless devices. This equipment generates, uses, and can radiate radio frequency energy and, if not properly installed and used, may cause interference to other wireless devices. It is recommended that you follow the following instructions to minimize the possibility of interference: 1. Do not use this equipment near a power line. 2. Do not use this equipment near a television or other electronic device. 3. Do not use this equipment near a telephone or other electronic device. 4. Do not use this equipment near a computer or other electronic device. 5. Do not use this equipment near a microwave oven or other electronic device. 6. Do not use this equipment near a power line. 7. Do not use this equipment near a television or other electronic device. 8. Do not use this equipment near a telephone or other electronic device. 9. Do not use this equipment near a computer or other electronic device. 10. Do not use this equipment near a microwave oven or other electronic device.

1. Do not use this equipment near a power line. 2. Do not use this equipment near a television or other electronic device. 3. Do not use this equipment near a telephone or other electronic device. 4. Do not use this equipment near a computer or other electronic device. 5. Do not use this equipment near a microwave oven or other electronic device. 6. Do not use this equipment near a power line. 7. Do not use this equipment near a television or other electronic device. 8. Do not use this equipment near a telephone or other electronic device. 9. Do not use this equipment near a computer or other electronic device. 10. Do not use this equipment near a microwave oven or other electronic device.

1. Do not use this equipment near a power line. 2. Do not use this equipment near a television or other electronic device. 3. Do not use this equipment near a telephone or other electronic device. 4. Do not use this equipment near a computer or other electronic device. 5. Do not use this equipment near a microwave oven or other electronic device. 6. Do not use this equipment near a power line. 7. Do not use this equipment near a television or other electronic device. 8. Do not use this equipment near a telephone or other electronic device. 9. Do not use this equipment near a computer or other electronic device. 10. Do not use this equipment near a microwave oven or other electronic device.

1. Do not use this equipment near a power line. 2. Do not use this equipment near a television or other electronic device. 3. Do not use this equipment near a telephone or other electronic device. 4. Do not use this equipment near a computer or other electronic device. 5. Do not use this equipment near a microwave oven or other electronic device. 6. Do not use this equipment near a power line. 7. Do not use this equipment near a television or other electronic device. 8. Do not use this equipment near a telephone or other electronic device. 9. Do not use this equipment near a computer or other electronic device. 10. Do not use this equipment near a microwave oven or other electronic device.

1. Do not use this equipment near a power line. 2. Do not use this equipment near a television or other electronic device. 3. Do not use this equipment near a telephone or other electronic device. 4. Do not use this equipment near a computer or other electronic device. 5. Do not use this equipment near a microwave oven or other electronic device. 6. Do not use this equipment near a power line. 7. Do not use this equipment near a television or other electronic device. 8. Do not use this equipment near a telephone or other electronic device. 9. Do not use this equipment near a computer or other electronic device. 10. Do not use this equipment near a microwave oven or other electronic device.

1. Do not use this equipment near a power line. 2. Do not use this equipment near a television or other electronic device. 3. Do not use this equipment near a telephone or other electronic device. 4. Do not use this equipment near a computer or other electronic device. 5. Do not use this equipment near a microwave oven or other electronic device. 6. Do not use this equipment near a power line. 7. Do not use this equipment near a television or other electronic device. 8. Do not use this equipment near a telephone or other electronic device. 9. Do not use this equipment near a computer or other electronic device. 10. Do not use this equipment near a microwave oven or other electronic device.

1. Do not use this equipment near a power line. 2. Do not use this equipment near a television or other electronic device. 3. Do not use this equipment near a telephone or other electronic device. 4. Do not use this equipment near a computer or other electronic device. 5. Do not use this equipment near a microwave oven or other electronic device. 6. Do not use this equipment near a power line. 7. Do not use this equipment near a television or other electronic device. 8. Do not use this equipment near a telephone or other electronic device. 9. Do not use this equipment near a computer or other electronic device. 10. Do not use this equipment near a microwave oven or other electronic device.

1. Do not use this equipment near a power line. 2. Do not use this equipment near a television or other electronic device. 3. Do not use this equipment near a telephone or other electronic device. 4. Do not use this equipment near a computer or other electronic device. 5. Do not use this equipment near a microwave oven or other electronic device. 6. Do not use this equipment near a power line. 7. Do not use this equipment near a television or other electronic device. 8. Do not use this equipment near a telephone or other electronic device. 9. Do not use this equipment near a computer or other electronic device. 10. Do not use this equipment near a microwave oven or other electronic device.

1. Do not use this equipment near a power line. 2. Do not use this equipment near a television or other electronic device. 3. Do not use this equipment near a telephone or other electronic device. 4. Do not use this equipment near a computer or other electronic device. 5. Do not use this equipment near a microwave oven or other electronic device. 6. Do not use this equipment near a power line. 7. Do not use this equipment near a television or other electronic device. 8. Do not use this equipment near a telephone or other electronic device. 9. Do not use this equipment near a computer or other electronic device. 10. Do not use this equipment near a microwave oven or other electronic device.

1. Do not use this equipment near a power line. 2. Do not use this equipment near a television or other electronic device. 3. Do not use this equipment near a telephone or other electronic device. 4. Do not use this equipment near a computer or other electronic device. 5. Do not use this equipment near a microwave oven or other electronic device. 6. Do not use this equipment near a power line. 7. Do not use this equipment near a television or other electronic device. 8. Do not use this equipment near a telephone or other electronic device. 9. Do not use this equipment near a computer or other electronic device. 10. Do not use this equipment near a microwave oven or other electronic device.

1. Do not use this equipment near a power line. 2. Do not use this equipment near a television or other electronic device. 3. Do not use this equipment near a telephone or other electronic device. 4. Do not use this equipment near a computer or other electronic device. 5. Do not use this equipment near a microwave oven or other electronic device. 6. Do not use this equipment near a power line. 7. Do not use this equipment near a television or other electronic device. 8. Do not use this equipment near a telephone or other electronic device. 9. Do not use this equipment near a computer or other electronic device. 10. Do not use this equipment near a microwave oven or other electronic device.