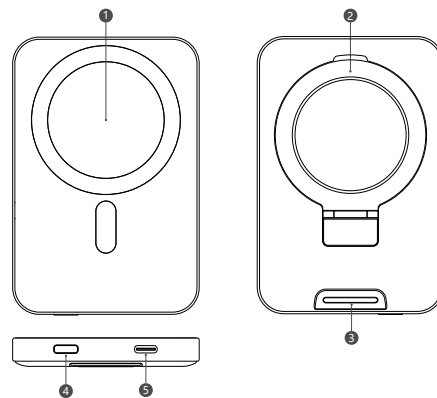


Foldable Metal Kickstand Magnetic Wireless Powerbank (L-WP-05A3 SE)

Product manual

Product description

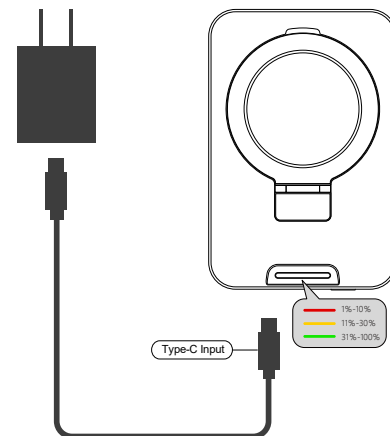
Thank you for choosing our Foldable Metal Kickstand Magnetic Wireless Powerbank,
Please read this manual carefully and keep it safe for future use.



1. Magnetic wireless charging area	2. Metal folding bracket
3. Battery indicator light	4. Power button
5. USB-C interface	

Device connected to power

1. Connect the Type-C interface of the device to the power adapter.
 2. The power indicator light glows in charging mode
- ⚠ For a better experience, please use a power adapter of 20W or higher.
- ⚠ In order to make the power display more accurate, it is recommended to charge and discharge the device twice.

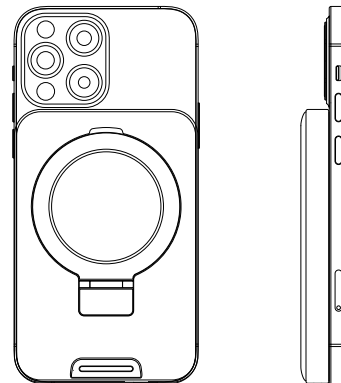


Charge your phone wirelessly

Put the device on the back of the phone, it can automatically absorb and wirelessly charge the phone

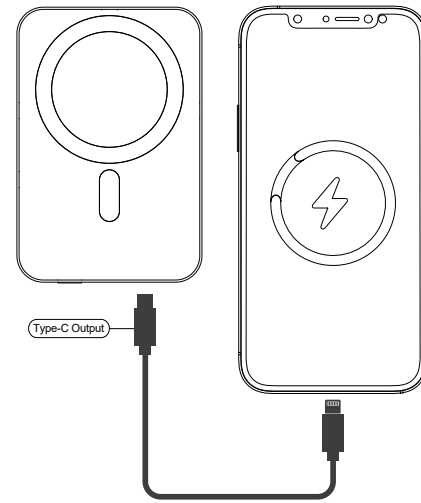
When wireless charging, the wireless charging indicator is always on; after detaching from the phone, the wireless charging indicator flashes slowly for 10 seconds and then goes off; when the wireless charging area of the device touches a metal foreign object, the wireless charging indicator flashes quickly

⚠ When the device is attached to the back of the phone and wireless charging is turned on, press and hold the power button to disconnect wireless charging, and click the power button to turn on wireless charging again.



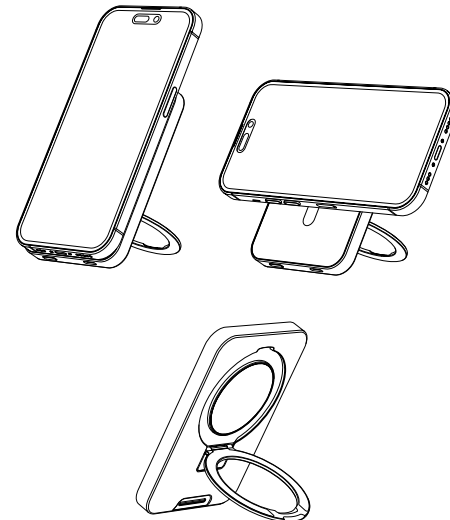
Charge your phone wired

Use the charging cable to connect the magnetic wireless charging power bank and your mobile phone to charge your mobile phone.



Support function

The folding stand can be folded and serves as a stand during wireless charging.



Charging Precautions

- This device is not compatible with non-MagSafe phone cases.
- Do not use an adapter less than 5W. For better performance, it is recommended to use an adapter above 20W.
- Wireless charging is more convenient, but limited by the current wireless charging technology, the charging speed will be slower than wired charging.
- High temperatures will decrease charging speed and limit power, which is a physical phenomena for all chargers.
- It is recommended to use it below 25 °C for better performance.
- Both the phone case and the distance between phone and charger will affect charging speed, which is decreased by distance augment.

Safety Precautions

- Store this product in a cool dry place.
- Do not store this product in a high temperature or humid environment.
- The operating temperature should be between 0°C and 40°C (32°F and 104°F).
- If this product needs service or repair, please contact qualified repair personnel. Incorrect reassembly may result in a fire or risk of personal injury.
- The product may generate heat during charging, which is a normal phenomenon and there is nothing to worry about.
- Do not expose this product to heat or fire.
- Do not use harmful chemicals or detergents to clean this product.
- Improper use, dropping or excessive force may cause damage to this product.

Applicable equipment

Applicable devices for wireless charging

Samsung S9 Plus/S10/S10 Plus/Note 10/Note 10 Plus and above models

Huawei P30 Pro/Mate 30/Mate 30 Pro/P40 Pro and above models

Iphone 8/Iphone 8Plus/Iphone X/Iphone XS Max/Xr/11/11 Pro/11 Pro Max and above

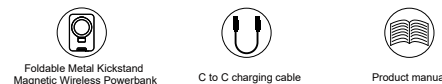
Applicable devices for magnetic wireless charging

Iphone 12/13/14 series and above models and all Apple Watch series

Specification

Model:	L-WP-05A3 SE
Capacity:	5000mAh/ 3.85V/19.25Wh
Rated capacity:	3000mAh(5V-2A)
Type-C input:	5V3A; 9V2.2A; 12V1.67A
Type-C Output:	5V2A; 9V2.2A; 12V1.67A
Wireless output:	5W, 7.5W, 10W, 15W
Transmission distance:	≤3-6mm
Charging efficiency:	≥75%
Size:	104×70×11mm
Weight:	≈128G (NW)

Standard accessories



UK CE FC RoHS Made in China

FCC statement:

This device complies with Part 15 of the FCC rules. Operation is subject to the following two conditions: 1) this device may not cause harmful interference, and 2) this device must accept any interference received, including interference that may cause undesired operation.

Note: This equipment has been tested and found to comply with the limits for a Class B digital device, pursuant to part 15 of the FCC Rules. These limits are designed to provide reasonable protection against harmful interference in a residential installation.

This equipment generates uses and can radiate radio frequency energy and, if not installed and used in accordance with the instructions, may cause harmful interference to radio communications. However, there is no guarantee that interference will not occur in particular installation. If this equipment does cause harmful interference to radio or television reception, which can be determined by turning the equipment off and on, the user is encouraged to try to correct the interference by one or more of the following measures:

- Reorient or relocate the receiving antenna.
- Increase the separation between the equipment and receiver.
- Connect the equipment into an outlet on a circuit different from that to which the receiver is connected.
- Consult the dealer or an experienced radio/TV technician for help.

Changes or modifications not expressly approved by the party responsible for compliance could void the user's authority to operate the equipment.

Radiation Exposure Statement

This device complies with FCC RF radiation exposure limits set forth for an uncontrolled environment. This transmitter must not be co-located or operating in conjunction with any other antenna or transmitter. During the operation of device a distance of 0 cm surrounding the device and 0 cm above the top surface of the device must be respected.