



Part 15B Test Setup




30MHz-1GHz




1GHz-18GHz




18GHz-26.5GHz



26.5GHz-40GHz



Auxiliary test equipment
Picture 1: Radiated Emission Test Setup



Picture 2: Conducted Emissions Test Setup