

MP255

Portable Speaker

Important safety instructions

1. Please read the instructions carefully. Keep it in safe place for future reference.
2. Use only accessories approved by the manufacturer.
3. Install the instrument properly by following the instructions in the device connection section.
4. Using the product in a 0-35°C environment is recommended.
5. To reduce the risk of fire and electric shock, do not expose the product to rain or moisture.
6. Do not use this product near water. Do not immerge the product into any liquid or have it exposed to dripping or splashing.
7. Do not install or use this product near any heat source (e.g. radiator, heater, stove, or other devices that generate heat).
8. Do not place any object filled with liquids, such as vases on the product; neither should any open fire, such as lighted candles be placed on the product.
9. Do not block any ventilation openings. Do not insert any object into ventilation openings or slots. It may cause fire or electric shock.
10. Keep sufficient clearance around the product to maintain good ventilation (minimum 5cm is recommended).
11. Do not force a plug into the jack. Before connection, check for blockage in the jack and whether the plug matches the jack and is oriented to the right direction.
12. Keep the provided accessories and parts (such as screws) away from children to prevent from being swallowed by mistake.
13. Do not open or remove the housing yourself. It may expose you to dangerous voltage or other hazardous risks. Regardless the cause of damage (such as damaged wire or plug, exposure to liquid splash or foreign object falling in, exposure to rain or moisture, product not working or being dropped, etc.), the repair has to be performed by an authorized service professional immediately.
14. Before cleaning the product with dry cloth, always turn off the product and disconnect the power plug first.
15. Never use strong acid, alkali, gasoline, alcohol, or other chemical solvents to clean the product surface. Use only neutral solvent or clear water for cleaning.



Excessively loud music may lead to hearing loss. Please keep the volume in a safe range.



Correct Disposal of this product. This marking indicates that this product should not be disposed with other household wastes throughout the EU. To prevent possible harm to the environment or human health from uncontrolled waste disposal, recycle it responsibly to promote the sustainable reuse of material resources. To return your used device, please use the return and collection systems or contact the retailer where the product was purchased. They can take this product for environmental safe recycling.

For wireless product:

1. Wireless product may generate shortwave radio frequencies and interfere with the normal use of other electronic devices or medical equipment.
2. Turn off the product when it's disallowed. Do not use the product in medical facilities, on airplane, at gas stations, near automatic gates, automatic fire alarm system or other automated devices.
3. Do not use the product in the vicinity of a pacemaker within a 20cm range. The radio waves may affect the normal operation of the pacemaker or other medical devices.



WARNING!

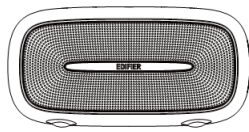
Danger of explosion if the battery is incorrectly replaced. Replace only with the same or equivalent type.

For products with removable battery, the battery must be properly recycled or disposed. For products with built-in battery, disassembling is prohibited.

Never disassemble, hit with force, squeeze batteries or dispose of batteries in fire. Do not expose batteries in conductive materials, liquid, fire or heat. Do not let metal object contact two battery poles. If the battery looks swollen, leaking, discolored, having odor or any abnormal appearance, stop using it. Do not use the battery after immersed in water.

Improper use of battery may lead to explosion or leakage, causing skin burn or other injuries; in the event of battery leakage, handle it with care and immediately dispose of the battery in the manner in compliance with applicable laws and regulations in your locality.


Page 3 What's in the Box



Speaker



microUSB connecting cable

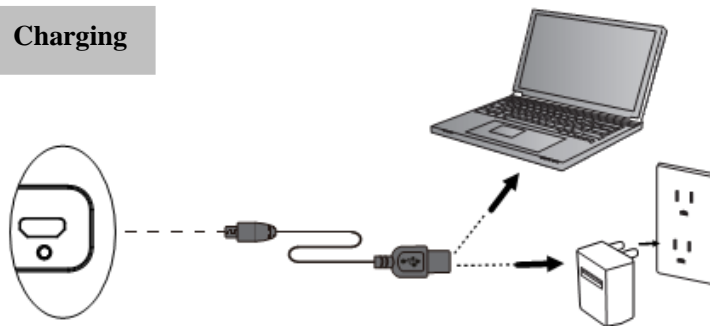


User manual

Page 4 How to charge



Charging

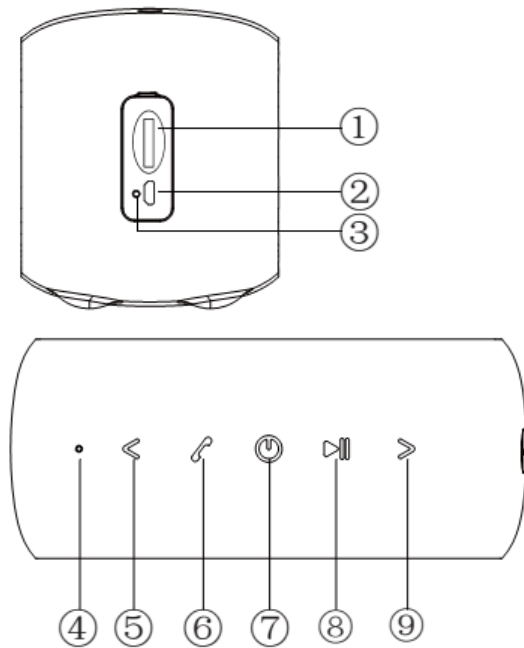


Charging: red light on
Fully charged: off

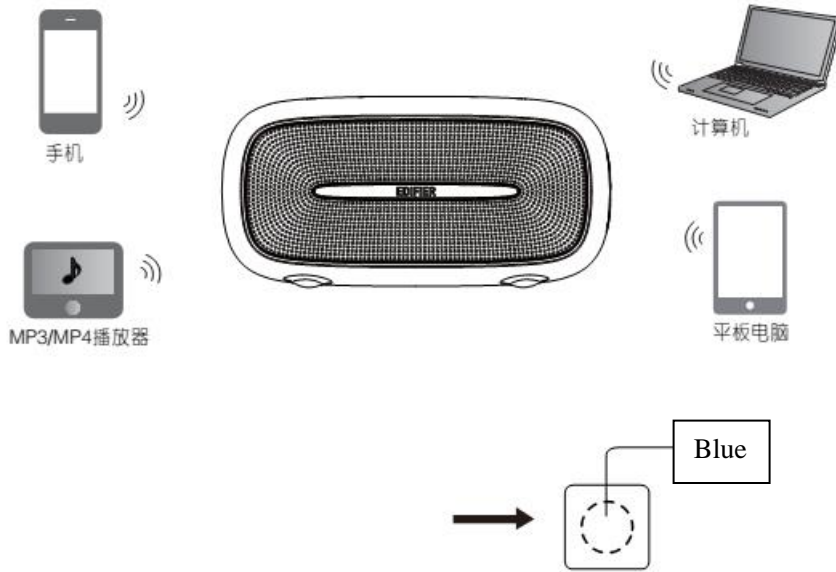


1. Connect DC IN port on the speaker to USB power source on a computer or USB port (DC5V 2A) with the microUSB connecting cable for charging.
2. To ensure a full charge and for optimal audio playback, please fully charge the speaker once a month.
3. Please turn off the speaker when not in use.

Page 5 Illustrations



1. microSD card connector port
2. DC IN input port / USB audio streaming connector port
3. Charging indicator
4. Audio source indicator
 - Blue: Bluetooth input
 - Red: microSD card input
 - Green: USB audio streaming input
5. Volume decrease (press and hold: previous track)
6. Answer call/disconnect Bluetooth
 - Press and hold: to reject call / switch conversation to mobile phone
or to disconnect Bluetooth connection (when no conversation)
7. Press and hold: ON/OFF
 - Press: input selection
8. Play/pause
9. Volume increase (press and hold: next track)








1. Turn on your Bluetooth device to search for and connect to "EDIFIER MP255".
2. Pin code for connection is "0000" if needed.
3. After successfully connected you will hear a prompt tone.
4. Play audio tracks on your device and adjust the volume to a desired level.

Note:

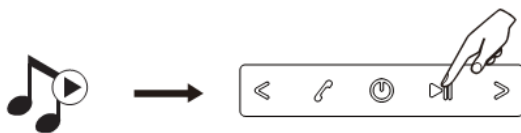
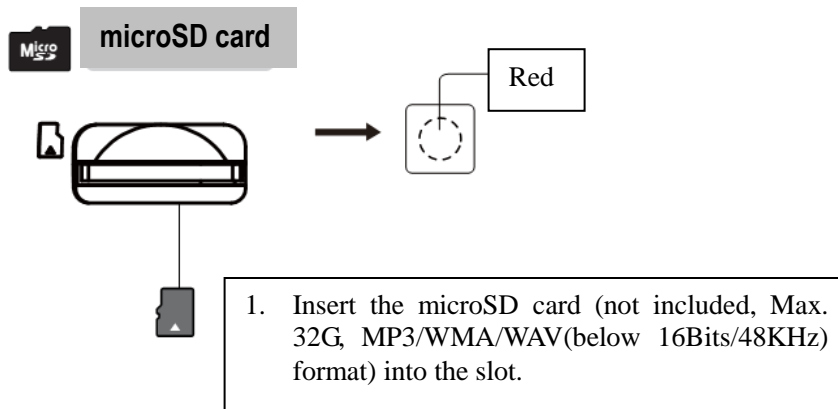
1. In Bluetooth mode, press and hold < / > can switch between previous and next tracks; and previous/next track is only available for device has AVRCP profile.
2. To enjoy all Bluetooth functions please ensure your audio source device has A2DP and HFP profile.

Page 7 Operational guide (Bluetooth speakerphone)





- When there is no conversation, press and hold  button to disconnect Bluetooth.
- When playing music in Bluetooth mode, there is incoming call:
 1. Press and hold  button to reject the call;
 2. Press  button to answer the call, and press  button again to end the call.
 3. When answering call, press and hold  button to switch conversation to mobile phone/speaker.

Operational guide (microSD card)



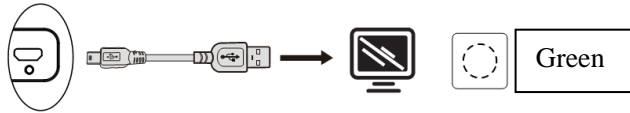
Play audio tracks on your device and adjust the volume to a desired level.

Note:

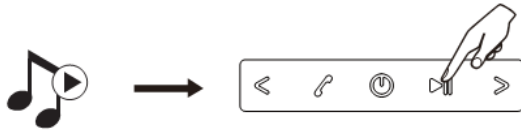
Simultaneously press  and  buttons to switch to previous folder

Simultaneously press  and  buttons to switch to next folder

Page 8 Operational guide (USB audio streaming)



1. Connect the speaker to USB port on PC with microUSB connecting cable.
2. Turn on the speaker, indicator will turn to green and the speaker enters USB audio streaming input, you can play the music on PC.



Play audio tracks on your device and adjust the volume to a desired level.

Page 9 Specifications

Power output:	5W+5W
Noise level:	$\leq 25\text{dB(A)}$
Frequency response:	150Hz~20kHz
Input sensitivity:	Bluetooth: $650 \pm 50\text{mFFS}$
Audio input:	Bluetooth / USB audio streaming / microSD card
Speaker units:	2 inches (48mm)

Frequency Band: 2.402GHz~2.480GHz

RF Power output: $\leq 20\text{ dBm}$ (EIRP)

There are no restrictions of use.

- Ensure the MP255 is fully charged.
- Switch the MP255 off then on and reconnect to the audio source.
- Ensure the audio format of the music in your microSD card (Max. 32G) is MP3/WMA/WAV(below 16Bits/48KHz) format.
- Ensure Bluetooth function is enabled compatible on your Bluetooth devices.
- Move the devices closer and retry the connection.
- Try another Bluetooth device for connection.
- If pairing with a laptop or a computer, please select the MP255 as the audio output device.

To learn more about EDIFIER, please visit www.edifier.com

For Edifier warranty queries, please visit the relevant country page on www.edifier.com and review the section titled Warranty Terms.

USA and Canada: service@edifier.ca

South America: Please visit www.edifier.com (English) or www.edifierla.com (Spanish/Portuguese) for local contact information.

EDIFIER

FCC Statement

This device complies with part 15 of the FCC Rules. Operation is subject to the following two conditions:

- (1) This device may not cause harmful interference, and
- (2) this device must accept any interference received, including interference that may cause undesired operation.

Any Changes or modifications not expressly approved by the party responsible for compliance could void the user's authority to operate the equipment.

Note: This equipment has been tested and found to comply with the limits for a Class B digital device, pursuant to part 15 of the FCC Rules. These limits are designed to provide reasonable protection against harmful interference in a residential installation. This equipment generates uses and can radiate radio frequency energy and, if not installed and used in accordance with the instructions, may cause harmful interference to radio communications.

However, there is no guarantee that interference will not occur in a particular installation. If this equipment does cause harmful interference to radio or television reception, which can be determined by turning the equipment off and on, the user is encouraged to try to correct the interference by one or more of the following measures:

- Reorient or relocate the receiving antenna.
- Increase the separation between the equipment and receiver.
- Connect the equipment into an outlet on a circuit different from that to which the receiver is connected.
- Consult the dealer or an experienced radio/TV technician for help.

This equipment complies with FCC radiation exposure limits set forth for an uncontrolled environment.

IC Caution

The device meets the exemption from the routine evaluation limits in section 2.5 of RSS 102 and compliance with RSS-102 RF exposure, users can obtain Canadian information on RF exposure and compliance.

This device complies with Industry Canada licence-exempt RSS standard(s). Operation is subject to the following two conditions:

- (1) This device may not cause interference, and
- (2) This device must accept any interference, including interference that may cause undesired operation of the device.

Le dispositif rencontre l'exemption des limites courantes d'évaluation dans la section 2.5 de RSS102 et la conformité à l'exposition de RSS-102 rf, utilisateurs peut obtenir l'information canadienne sur l'exposition et la conformité de rf. Le present appareil est conforme aux CNR d'Industrie Canada applicables aux appareils radio exempts de licence. L'exploitation est autorisée aux deux conditions suivantes:

- (1) l'appareil ne doit pas produire de brouillage, et
- (2) l'utilisateur de l'appareil doit accepter tout brouillage radioélectrique subi, même si le brouillage est susceptible d'en compromettre le fonctionnement.

IB-200-000000-08

名 称:	说明书FCC认证说明/便携式音箱及耳机		东莞市漫步者科技有限公司
材 质:	80g书纸	版面设计:	
尺 寸:	125 × 120 (MM)	校 对:	
版本号及料号:	V1. 0/IB-200-000000-08	批 准:	