



Configuration 1 (Left Head – Cheek/Touch Position)




Configuration 1 (Left Head – Ear/Tilt Position)



Configuration 2 (Right Head – Cheek/Touch Position)



Configuration 2 (Right Head – Ear/Tilt Position)



### 14.3 Body-worn Configuration

For body-worn operating configurations, the device is tested against a flat phantom representing the user body. A headset is connected to the device. Belt-clips or holsters are not supplied with the device as an accessory, then the device is 1.5 cm on distance from the flat phantom. It is recommended for testing body-worn SAR compliance.

Configuration 3 (Flat – Body-worn Position)

