



FCC Part 15, Subpart C, Section 15.247
Test Report

On

Blink Doorbell Camera
FCC ID: 2AF77- H2111705

Customer Name: Immedia Semiconductor, LLC

Customer P.O.: 2D-05125331

Date of Report: September 10, 2021

Test Report No.: R-6584H-3

Test Start Date: July 21, 2021

Test Finish Date: July 29, 2021

Test Engineer: T. Hannemann

Test Technician: M. Seamans

Approved By: S. Wentworth

Report Prepared By: P. Harris



Our letters, procedures and reports are for the exclusive use of the customer to whom they are addressed and their communication or the use of the name of Retlif Testing Laboratories must receive our prior written approval. Our letters, procedures and reports apply only to the sample tested and are not necessarily indicative of the qualities of apparently identical or similar products. The letters, procedures and reports and the name of Retlif Testing Laboratories or insignia are not to be used under any circumstances in advertising to the general public. This test report shall not be reproduced, except in full, without the written approval of Retlif Testing Laboratories.



40 YEARS OF TESTING EXCELLENCE

Technical Information

Report Number: R-6584H-3

Customer: Immedia Semiconductor, LLC

Address: 100 Riverpark Drive
North Reading, MA 01864

Manufacturer: Immedia Semiconductor, LLC

Manufacturer Address: 100 Riverpark Drive
North Reading, MA 01864

Test Sample: Blink Doorbell Camera

Model Number: BDM00200U

Serial Number: G8T1-SJ00-1273-00DW

FCC ID: 2AF77- H2111705
Digital Transmission - Direct Sequence Spread Spectrum Transmitter

Type:

Power Requirements: (2) 1.5 V AA Batteries, and 24 VAC

Frequency of Operation: 2412 MHz to 2462 MHz

Equipment Class: DTS

Antenna Type: Internal PCB Antenna, 1.5 dBi Gain

Equipment Use: Used in a Home Monitoring System

Test Specification:

FCC Rules and Regulations Part 15, Subpart C, Section 15.247

Test Procedure:

ANSI C63.4:2014

ANSI C63.10:2013

FCC 558074 D01 15.247 Meas Guidance v05r02, April 2, 2019

Test Facility:

Retlif Testing Laboratories

101 New Boston Road

Goffstown, NH 03045

FCC Designation Number: US5327



Retlif Testing Laboratories

Report No. R-6584H-3

Tests Performed

FCC Part 15, Subpart C	Test Method
15.247(a)(2)	Occupied Bandwidth (6dB Bandwidth)
15.247(b)(3)	Power Output
15.247(d)	Antenna Port, Conducted Emissions
15.247(e)	Antenna Port, Power Density
15.247(d)	Spurious Radiated Emissions, 30 MHz to 25 GHz
15.207(a)	Conducted Emissions, Power Leads, 150 kHz to 30 MHz

EUT Operation:

The Blink Video Doorbell lets you see and hear what is happening at your front door and talk back through your smart phone with a two-way talk feature.

Table 1 – Support Equipment

Description	Manufacturer	Model Number	Serial Number
Laptop PC	HP	Probook 450 G5	5C08390CBN
AC Transformer	Health Zenith	EMS7583H	17ZN46



Retlif Testing Laboratories

Report No. R-6584H-3

Certification and Signatures

We certify that this report is a true representation of the results obtained from the tests of the equipment stated. We further certify that the measurements shown in this report were made in accordance with the procedures indicated and vouch for the qualifications of all Retlif Testing Laboratories personnel taking them.



Scott Wentworth
Branch Manager



Todd Hannemann
EMC Test Engineer
iNARTE Certified Technician ATL-0255-T

Non-Warranty Provision

The testing services have been performed, findings obtained and reports prepared in accordance with generally accepted laboratory principles and practices. This warranty is in lieu of all others, either expressed or implied.

Non-Endorsement

This test report contains only findings and results arrived at after employing the specific test procedures and standards listed herein. It is not intended to constitute a recommendation, endorsement or certification of the product or material tested. This report must not be used by the client to claim product endorsement by ANSI National Accreditation Board (ANAB).



Retlif Testing Laboratories

Report No. R-6584H-3

Revision History

Revisions to this document are listed below; the latest revised document supersedes all previous issues of this document:

Revision	Date	Pages Affected
-	September 10, 2021	Original Release



Retlif Testing Laboratories

Report No. R-6584H-3

Requirements and Test Results

Requirement:

FCC Section 15.247(a)(2)

Operation within the bands 902 - 928 MHz, 2400 - 2483.5 MHz and 5725 - 5850 MHz

Systems using digital modulation techniques may operate in the 902 - 928 MHz, 2400 - 2483.5 MHz and 5725 - 5850 MHz bands. The minimum 6 dB bandwidths shall be at least 500 kHz.

- **Results:**

The minimum 6 dB bandwidth measured 8,612 kHz which complies with the requirement that the Bandwidth be no less than 500 kHz.

Conducted Emissions, Duty Cycle

The EUT's on time was measured over a multiple measurement interval of 10 mS, the duty cycle was for each measurement interval

- **Results:**

- The Duty cycle was measured to be <98% with a variation of >2% between measurements. Requiring the use of power output method AVGSA-3, per ANSI C63-10:2013

Requirement:

FCC Sections 15.247(b)(3)

Operation within the bands 902 - 928 MHz, 2400 - 2483.5 MHz and 5725 - 5850 MHz

The maximum peak conducted output power of the intentional radiator shall not exceed the following:

For systems using digital modulation in the 902 - 928 MHz, 2400 - 2483.5 MHz and 5725 - 5850 MHz bands: 1 Watt. As an alternative to a peak power measurement, compliance with the one Watt limit can be based on a measurement of the maximum conducted output power. Maximum Conducted Output Power is defined as the total transmit power delivered to all antenna and antenna elements averaged across all symbols in the signaling alphabet when the transmitter is operating at its maximum power control level. Power must be summed across all antenna and antenna elements. The average must not include any time intervals during which the transmitter is off or is transmitting at a reduced power level. If multiple modes of operation are possible (e.g., alternative modulation methods), the maximum conducted output power is the highest total transmit power occurring in any mode.

- **Results:**

The maximum measured peak conducted output power was 93.76 mW. The maximum antenna gain of the PCB antenna is 1.5 dBi. The device was found to meet the power output requirements of 15.247 (b)(3) including de facto EIRP.



Retlif Testing Laboratories

Report No. R-6584H-3

Requirements and Test Results (con't)

Requirement:

FCC Section 15.247(d):

Operation within the bands 902 - 928 MHz, 2400 - 2483.5 MHz and 5725 - 5850 MHz

In any 100 kHz bandwidth outside the frequency band in which the spread spectrum or digitally modulated intentional radiator is operating, the radio frequency power that is produced by the intentional radiator shall be at least 20 dB below that in the 100 kHz bandwidth within the band that contains the highest level of the desired power, based on either an RF conducted or a radiated measurement, provided the transmitter demonstrates compliance with the peak conducted power limits. If the transmitter complies with the conducted power limits based on the use of RMS averaging over a time interval, as permitted under paragraph (b)(3) of this section, the attenuation required under this paragraph shall be 30 dB instead of 20 dB. Attenuation below the general limits specified in Section 15.209(a) is not required. In addition, radiated emissions which fall in the restricted bands, as defined in Section 15.205(a) must also comply with the radiated emissions limits specified in Section 15.209(a) (see Section 15.205(c)).

- **Results:**

In any 100 kHz bandwidth outside the frequency band in which the Spread spectrum intentional radiator was operating, the radio frequency power that was produced by the intentional radiator was at least 20 dB below that in the 100 kHz bandwidth within the band that contained the highest level of the desired power. All emissions, which fell within the restricted bands specified in 15.205(a), were measured and found to be in compliance with the limits specified in 15.209(a).



Retlif Testing Laboratories

Report No. R-6584H-3

Requirements and Test Results (con't)

Requirement:

FCC Section 15.247(e):

Operation within the bands 902 - 928 MHz, 2400 - 2483.5 MHz and 5725 - 5850 MHz

For digitally modulated systems, the power spectral density conducted from the intentional radiator to the antenna shall not be greater than 8 dBm in any 3 kHz band during any time interval of continuous transmission. This power spectral density shall be determined in accordance with the provisions of paragraph (b) of this section. The same method of determining the conducted output power shall be used to determine the power spectral density.

- **Results:**

The power spectral density conducted from the intentional radiator to the antenna was not greater than 8 dBm in any 3 kHz band during any time interval of continuous transmission. This power spectral density was determined in accordance with Section 15.247(b)(3), herein.

Requirement:

FCC Section 15.209(a) - Radiated Emission Limits, General Requirements

Except as provided elsewhere in this subpart, the emissions from an intentional radiator shall not exceed the field strength levels specified in Table 2.

Table 2 - Radiated Emission Limits

Frequency of Emission (MHz)	Field Strength (microvolts/meter)	Measurement Distance (meters)
30 to 88	100	3
88 to 216	150	3
216 to 960	200	3
Above 960	500	3

- **Results:**

The field strength of spurious radiated emissions did not exceed the limits specified in Table 2.



Retlif Testing Laboratories

Report No. R-6584H-3

Requirements and Test Results (con't)

Requirement:

FCC Section 15.207(a) - Conducted Limits

For an intentional radiator that is designed to be connected to the public utility (AC) power line, the radio frequency voltage that is conducted back onto the AC power line on any frequency or frequencies within the band 150 kHz to 30 MHz shall not exceed the limits shown in Table 3, as measured using a 50 μ H/50 ohms line impedance stabilization network (LISN). Compliance with the provisions of the paragraph shall be based on the measurement of the radio frequency voltage between each power line and ground at the power terminal. The lower limit applies at the boundary between the frequency ranges.

Table 3 - Conducted Emission Limits

Frequency of Emission (MHz)	Conducted Limit (dB μ V)	
	Quasi-Peak	Average
0.15 to 0.5	66 to 56*	56 to 46*
0.5 to 5	56	46
5 to 30	60	50
*Decreases due to logarithm of the frequency		

- **Results:**

The conducted emissions observed did not exceed the limits specified in Table 3.



Retlif Testing Laboratories

Report No. R-6584H-3

Requirements and Test Results (con't)

Field Strength Calculation/Conversion:

The maximized field strength of the emission was obtained as follows:

$$C_R = M_R + C_F$$

Where:

C_R = Corrected Reading in dB μ V/m

M_R = Uncorrected Meter Reading in dB μ V

C_F = Correction Factor in dB (Antenna Factor, Pre-amp + Cable Loss)

Example:

$$M_R = 15.35 \text{ dB}\mu\text{V}$$

$$C_F = 16.85 \text{ dB}$$

$$C_R = 15.35 \text{ dB}\mu\text{V} + 16.85 = 32.2 \text{ dB}\mu\text{V/m}$$

dB μ V/M is converted to uV/M for comparison to the specified limit using the formula:

$$\text{invLog dB}\mu\text{V/M}/20$$

$$32.2 \text{ dB}\mu\text{V/m} = 40.74 \text{ uV/m}$$

RF Power Conversion:

Power readings in dBm may be converted to mW using the formula:

$$\text{InvLog dBm}/10$$

$$\text{Example: } 20\text{dBm} = 100\text{mW}$$



Retlif Testing Laboratories

Report No. R-6584H-3

Requirements and Test Results (con't)

FCC Section 15.247 (i)

RF Exposure Limits

Spread Spectrum Transmitters operating under 15.247 must be operated in a manner that ensures the public is not exposed to RF energy levels in excess of the commission's guidelines. Based on the transmitter power and maximum antenna gain (see calculation below) the minimum separation distance was calculated to determine the distance for acceptable MPE power density levels to meet both the Occupational/Controlled Exposure and the General Population/Uncontrolled Exposure requirements of FCC Part 1.1310. The calculation below uses the more stringent General Population MPE Limits.

D = Minimum Separation Distance in cm

S = Max allowed Power Density in mW/cmsq

Per 1.1310 For the Frequency of 2480 MHz S = 1 mW/cmsq

Power = Max Power Input to Antenna = 93.76mW

Gain = Max Power Gain of Antenna = 1.5 dBi = 1.41 numeric

$$1 \text{ mW/cmsq} = \frac{93.76 \times 1.41}{4 \times (3.14) \times D^2} = \frac{132.20}{12.56 \times D^2}$$

$$D^2 = \frac{132.20}{12.56 \times 1}$$

$$D = \sqrt{10.53} = 3.24 \text{ cm}$$

The test sample has an internal antenna and the minimum separation distance will always be maintained.



Retlif Testing Laboratories

Report No. R-6584H-3

Equipment List

FCC Section 15.247(a)(2) Occupied Bandwidth (6 dB Bandwidth)

EN	Manufacturer	Description	Range	Model No.	Cal Date	Due Date
5259	DYNAWAVE	CABLE, COAXIAL	DC - 40 GHz	DT-NS-072	12/16/2020	12/31/2021
7044	OMEGA	HYGROMETER	-20 to 70 deg. C, 0 to 99% RH	OM-73	8/21/2020	8/31/2021
896	ROHDE & SCHWARZ	RECEIVER, EMI	20 Hz - 40 GHz	ESIB40	1/29/2021	1/31/2022

FCC Section 15.247(b)(3) Power Output

EN	Manufacturer	Description	Range	Model No.	Cal Date	Due Date
5259	DYNAWAVE	CABLE, COAXIAL	DC - 40 GHz	DT-NS-072	12/16/2020	12/31/2021
7044	OMEGA	HYGROMETER	-20 to 70 deg. C, 0 to 99% RH	OM-73	8/21/2020	8/31/2021
896	ROHDE & SCHWARZ	RECEIVER, EMI	20 Hz - 40 GHz	ESIB40	1/29/2021	1/31/2022

FCC Section 15.247(d) Antenna Port, Conducted Emissions

EN	Manufacturer	Description	Range	Model No.	Cal Date	Due Date
5259	DYNAWAVE	CABLE, COAXIAL	DC - 40 GHz	DT-NS-072	12/16/2020	12/31/2021
7044	OMEGA	HYGROMETER	-20 to 70 deg. C, 0 to 99% RH	OM-73	8/21/2020	8/31/2021
896	ROHDE & SCHWARZ	RECEIVER, EMI	20 Hz - 40 GHz	ESIB40	1/29/2021	1/31/2022

FCC Section 15.247(e) Antenna Port, Power Density

EN	Manufacturer	Description	Range	Model No.	Cal Date	Due Date
5259	DYNAWAVE	CABLE, COAXIAL	DC - 40 GHz	DT-NS-072	12/16/2020	12/31/2021
7044	OMEGA	HYGROMETER	-20 to 70 deg. C, 0 to 99% RH	OM-73	8/21/2020	8/31/2021
896	ROHDE & SCHWARZ	RECEIVER, EMI	20 Hz - 40 GHz	ESIB40	1/29/2021	1/31/2022



Retlif Testing Laboratories

Report No. R-6584H-3

**FCC Section 15.247(d)
Spurious Radiated Emissions, 30 MHz to 25 GHz**

EN	Manufacturer	Description	Range	Model No.	Cal Date	Due Date
3427B	ETS / EMCO	ANTENNA, BICONICAL	20 - 200 MHz	3104	10/27/2020	4/30/2022
3430	MCS	ANTENNA, HORN	18 - 26.5 GHz	K-5039	No Calibration Required	
4029B	RETLIF	OPEN AREA TEST SITE, ATTENUATION	3 / 10 Meters	RNH	9/30/2019	9/30/2021
5188	Cybertron	COMPUTER, CONTROL	N/A	TSVQJA2221	No Calibration Required	
5211	COM-POWER	GENERATOR, COMB	1 MHz - 1 GHz	CGO-501	5/21/2021	5/31/2022
5242	TELEDYNE MICROWAVE	CABLE, COAXIAL	10 kHz - 6 GHz	PR90-195-1275, 106'	9/21/2020	9/30/2021
5259	DYNAWAVE	CABLE, COAXIAL	DC - 40 GHz	DT-NS-072	12/16/2020	12/31/2021
5267	MICRO-COAX	CABLE, COAXIAL	10 kHz - 40 GHz	UFA147A-0-0960-30030	5/10/2021	5/31/2021
8017	ETS / EMCO	ANTENNA, DOUBLE RIDGED GUIDE	1 - 18 GHz	3115	6/30/2021	12/31/2022
8549	EMCO	ANTENNA, LOG PERIODIC	200 MHz - 1 GHz	3146	6/29/2019	6/30/2022
896	ROHDE & SCHWARZ	RECEIVER, EMI	20 Hz - 40 GHz	ESIB40	1/29/2021	1/31/2022

**FCC Section 15.207(b)
Conducted Emissions, Power Leads, 150 kHz to 30 MHz**

EN	Manufacturer	Description	Range	Model No.	Cal Date	Due Date
5133	NARDA MICROWAVE	ATTENUATOR, COAXIAL	10 dB, DC - 12.4 GHz, 2 W	757C-10	12/8/2020	12/31/2021
5188	Cybertron	COMPUTER, CONTROL	N/A	TSVQJA2221	No Calibration Required	
5209	SOLAR ELECTRONICS	LISN	50 uH, 150 kHz - 30	21106-50-BP-25-BNC	4/28/2021	4/30/2022
5210	SOLAR ELECTRONICS	LISN	50 uH, 150 kHz - 30	21106-50-BP-25-BNC	4/28/2021	4/30/2022
5218	COM-POWER	GENERATOR, COMB	100 kHz - 400 MHz	CGC-510E	8/24/2020	8/31/2021
896	ROHDE & SCHWARZ	RECEIVER, EMI	20 Hz - 40 GHz	ESIB40	1/29/2021	1/31/2022

Duty Cycle

EN	Manufacturer	Description	Range	Model No.	Cal Date	Due Date
5259	DYNAWAVE	CABLE, COAXIAL	DC - 40 GHz	DT-NS-072	12/16/2020	12/31/2021
7044	OMEGA	HYGROMETER	-20 to 70 deg. C, 0 to 99% RH	OM-73	8/21/2020	8/31/2021
896	ROHDE & SCHWARZ	RECEIVER, EMI	20 Hz - 40 GHz	ESIB40	1/29/2021	1/31/2022



Retlif Testing Laboratories

Report No. R-6584H-3

FCC Part 15, Subpart C, Section 15.247(a)(2)
Occupied Bandwidth (6 dB Bandwidth)
Test Data

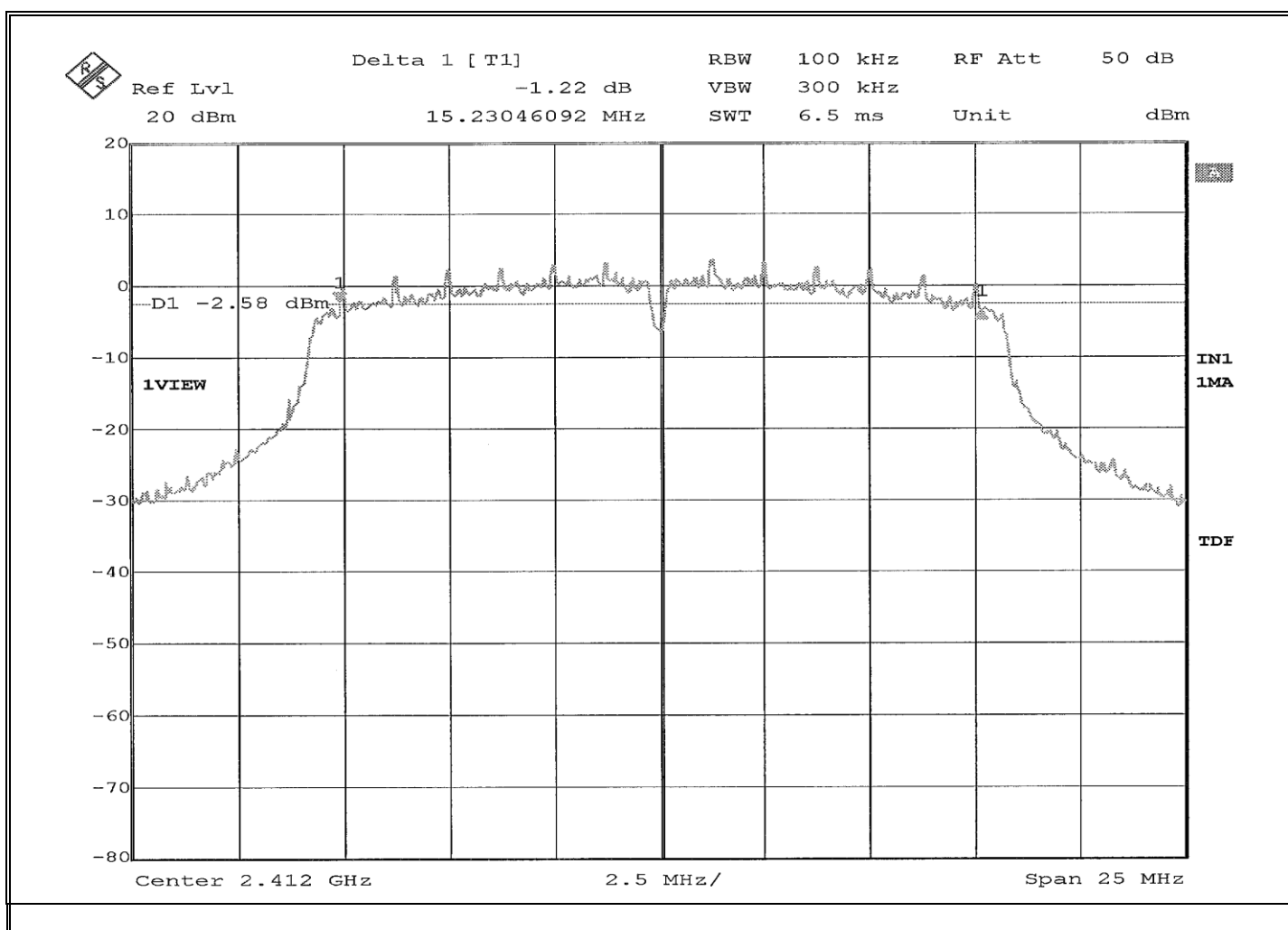


Retlif Testing Laboratories

Report No. R-6584H-3

EMISSIONS TEST DATA SHEET

Method:	DTS Bandwidth
Test Specification:	FCC Part 15, Subpart C Paragraph: 15.247 (a)(2)
Job Number:	R-6584H-3
Customer:	Immedia Semiconductor, LLC.
Test Sample:	Blink Doorbell Camera
Model Number:	BDM00200U
Serial Number:	G8T1-SJ00-1273-00DW
Operating Mode:	Transmitting modulated signal (OFDM) at 2412 MHz
Technician:	M. Seamans
Date(s):	July 21 st , 2021
Temp/ Relative Humidity:	22.3 °C / 58.5 %
Notes:	6dB Bandwidth: 15.230 MHz

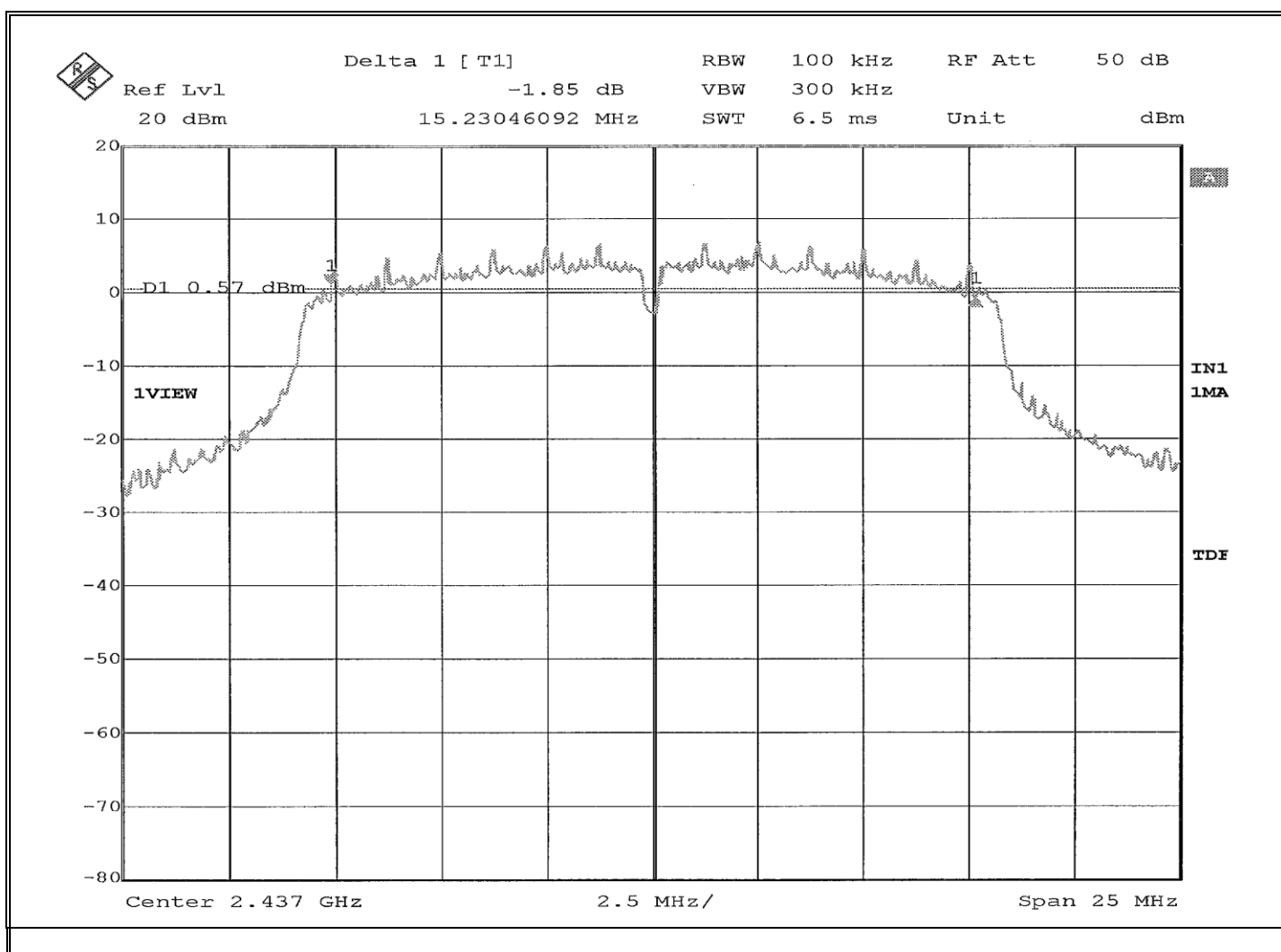


Retlif Testing Laboratories

Report No. R-6584H-3

EMISSIONS TEST DATA SHEET

Method:	DTS Bandwidth
Test Specification:	FCC Part 15, Subpart C Paragraph: 15.247 (a)(2)
Job Number:	R-6584H-3
Customer:	Immedia Semiconductor, LLC.
Test Sample:	Blink Doorbell Camera
Model Number:	BDM00200U
Serial Number:	G8T1-SJ00-1273-00DW
Operating Mode:	Transmitting modulated signal (OFDM) at 2437 MHz
Technician:	M. Seamans
Date(s):	July 21 st , 2021
Temp/ Relative Humidity:	22.3 °C / 58.5 %
Notes:	6dB Bandwidth: 15.230 MHz

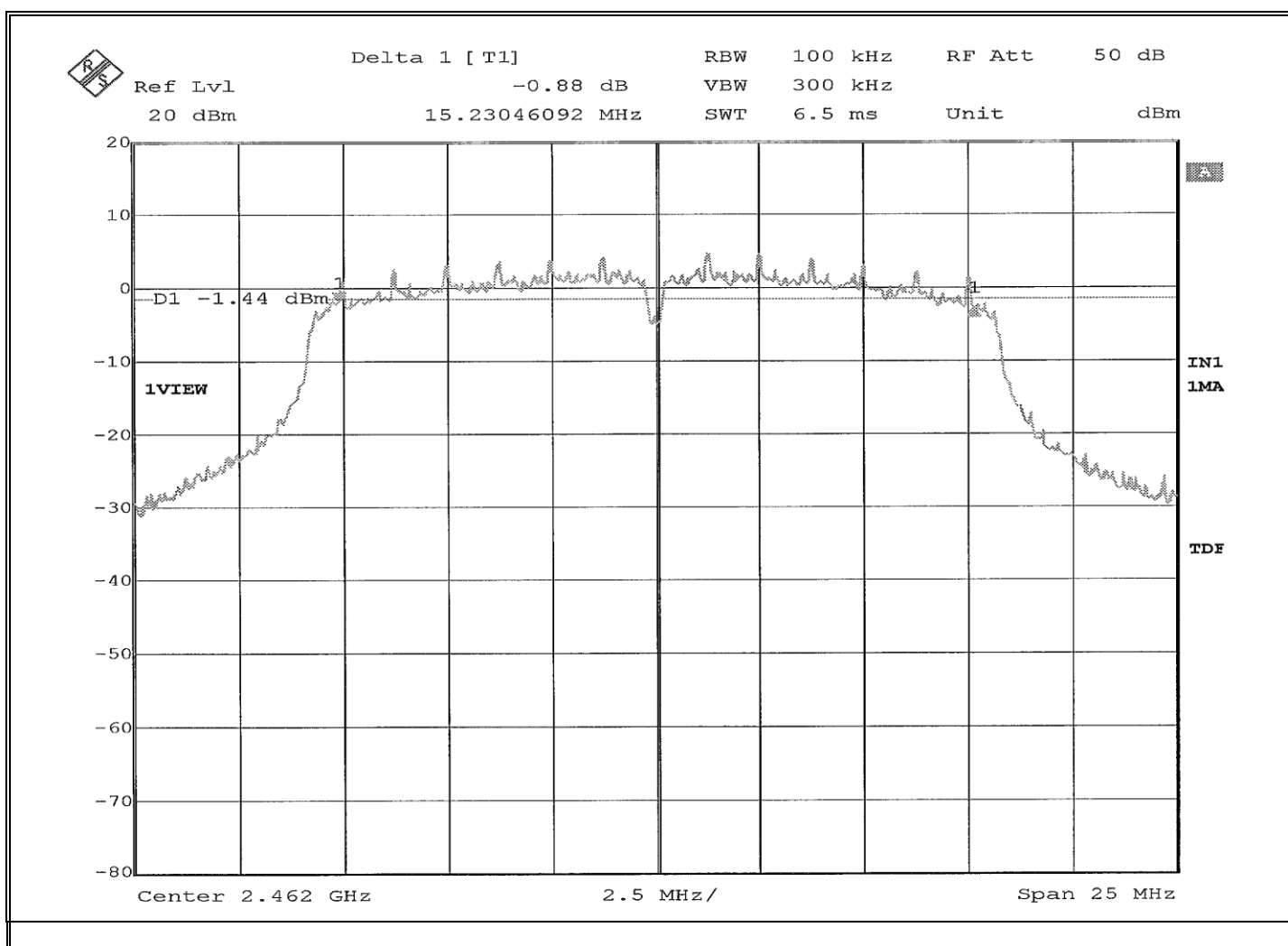


Retlif Testing Laboratories

Report No. R-6584H-3

EMISSIONS TEST DATA SHEET

Method:	DTS Bandwidth
Test Specification:	FCC Part 15, Subpart C Paragraph: 15.247 (a)(2)
Job Number:	R-6584H-3
Customer:	Immedia Semiconductor, LLC.
Test Sample:	Blink Doorbell Camera
Model Number:	BDM00200U
Serial Number:	G8T1-SJ00-1273-00DW
Operating Mode:	Transmitting modulated signal (OFDM) at 2462 MHz
Technician:	M. Seamans
Date(s):	July 21 st , 2021
Temp/ Relative Humidity:	22.3 °C / 58.5 %
Notes:	6dB Bandwidth: 15.230 MHz

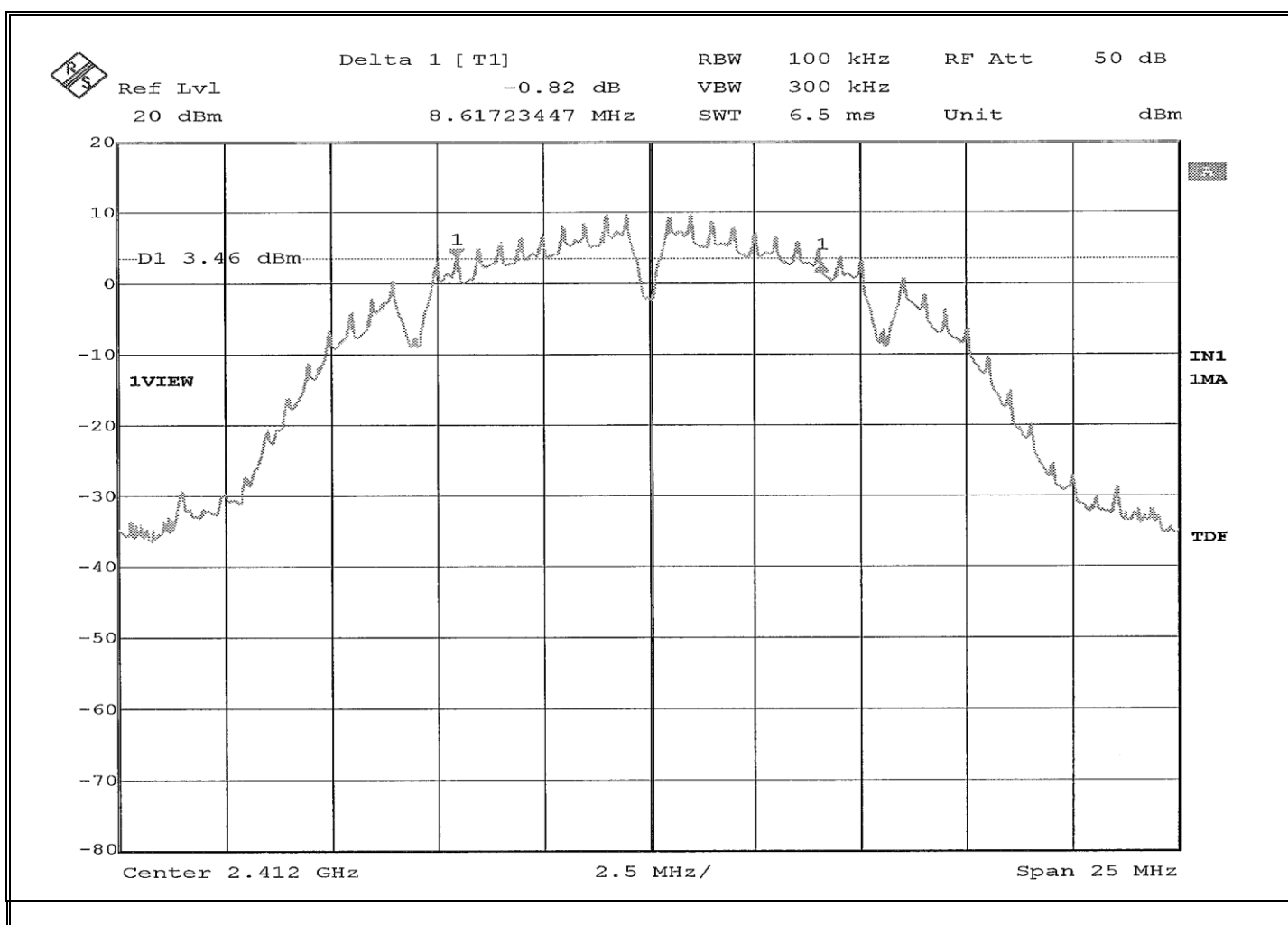


Retlif Testing Laboratories

Report No. R-6584H-3

EMISSIONS TEST DATA SHEET

Method:	DTS Bandwidth
Test Specification:	FCC Part 15, Subpart C Paragraph: 15.247 (a)(2)
Job Number:	R-6584H-3
Customer:	Immedia Semiconductor, LLC.
Test Sample:	Blink Doorbell Camera
Model Number:	BDM00200U
Serial Number:	G8T1-SJ00-1273-00DW
Operating Mode:	Transmitting modulated signal (DSSS) at 2412 MHz
Technician:	M. Seamans
Date(s):	July 21 st , 2021
Temp/ Relative Humidity:	22.3 °C / 58.5 %
Notes:	6dB Bandwidth: 8.617 MHz

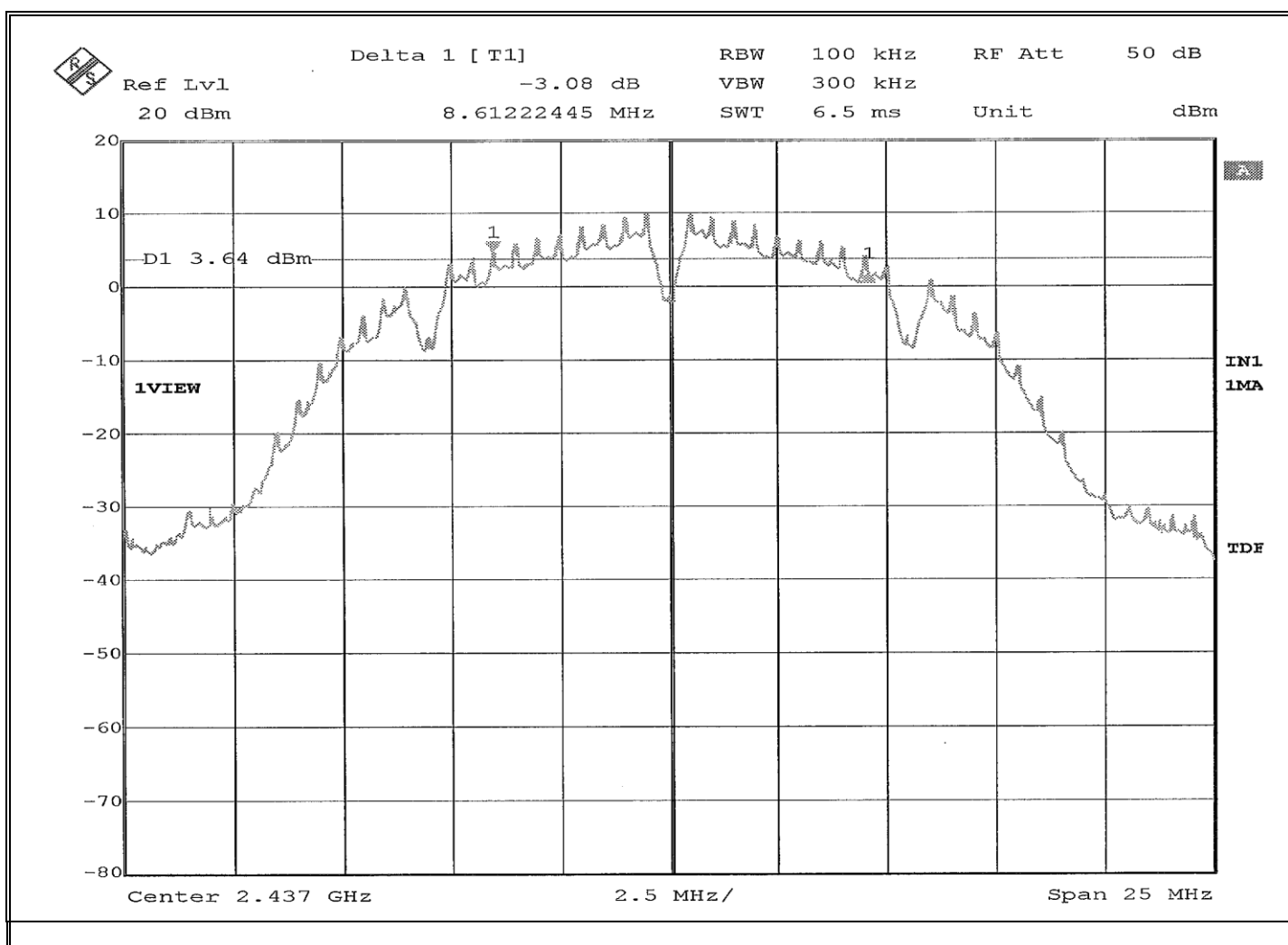


Retlif Testing Laboratories

Report No. R-6584H-3

EMISSIONS TEST DATA SHEET

Method:	DTS Bandwidth
Test Specification:	FCC Part 15, Subpart C Paragraph: 15.247 (a)(2)
Job Number:	R-6584H-3
Customer:	Immedia Semiconductor, LLC.
Test Sample:	Blink Doorbell Camera
Model Number:	BDM00200U
Serial Number:	G8T1-SJ00-1273-00DW
Operating Mode:	Transmitting modulated signal (DSSS) at 2437 MHz
Technician:	M. Seamans
Date(s):	July 21 st , 2021
Temp/ Relative Humidity:	22.3 °C / 58.5 %
Notes:	6dB Bandwidth: 8.612 MHz

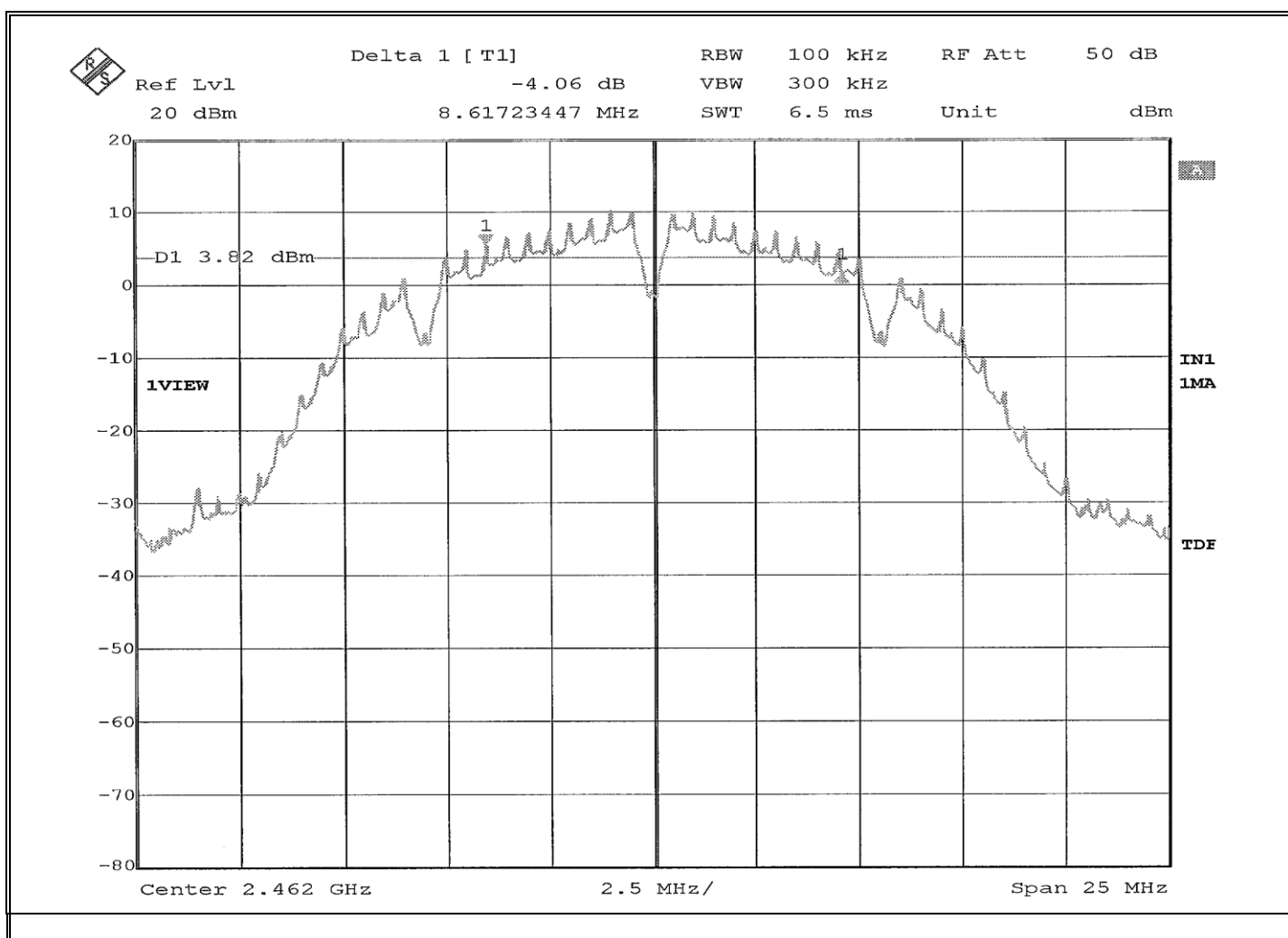


Retlif Testing Laboratories

Report No. R-6584H-3

EMISSIONS TEST DATA SHEET

Method:	DTS Bandwidth
Test Specification:	FCC Part 15, Subpart C Paragraph: 15.247 (a)(2)
Job Number:	R-6584H-3
Customer:	Immedia Semiconductor, LLC.
Test Sample:	Blink Doorbell Camera
Model Number:	BDM00200U
Serial Number:	G8T1-SJ00-1273-00DW
Operating Mode:	Transmitting modulated signal (DSSS) at 2462 MHz
Technician:	M. Seamans
Date(s):	July 21 st , 2021
Temp/ Relative Humidity:	22.3 °C / 58.5 %
Notes:	6dB Bandwidth: 8.617 MHz

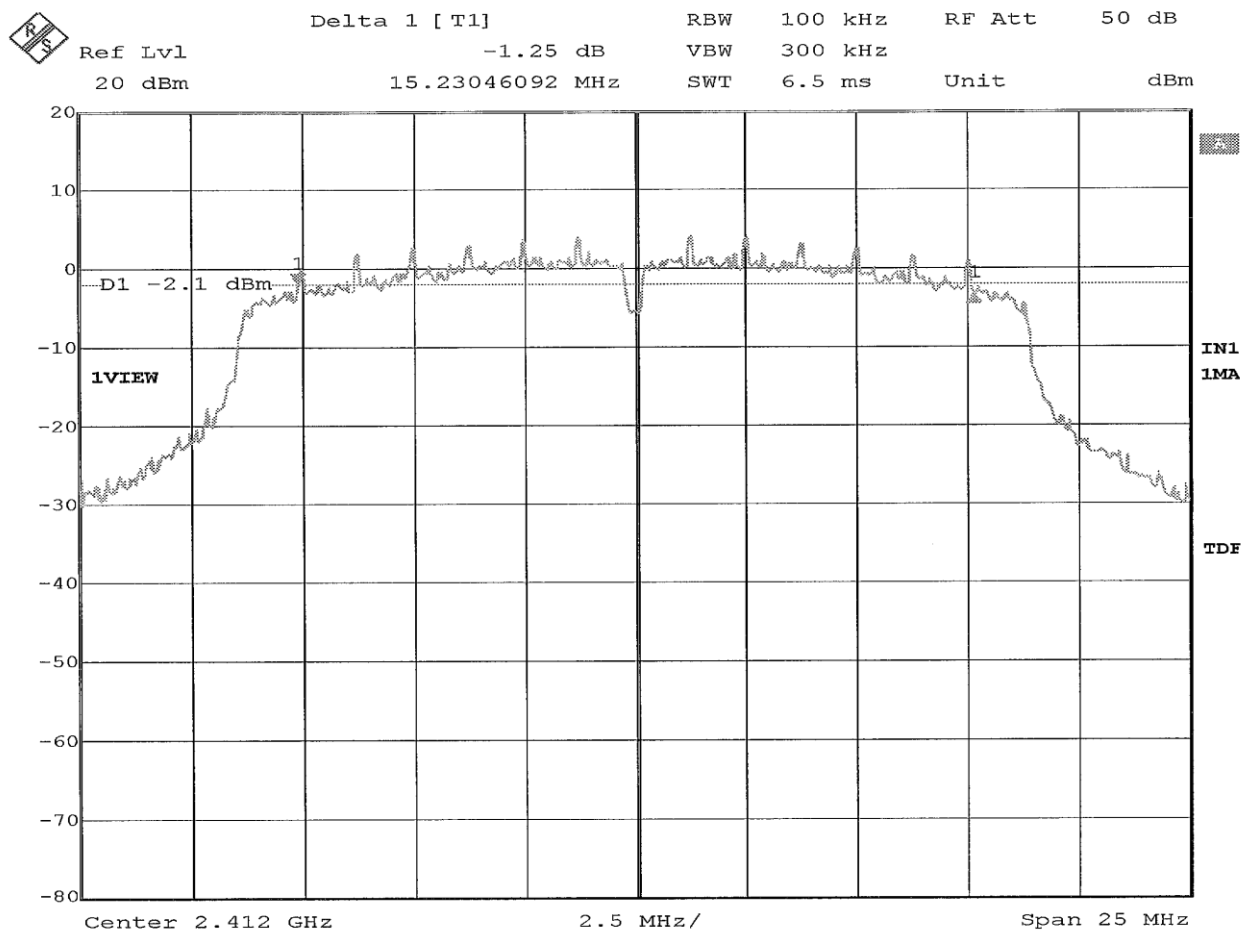


Retlif Testing Laboratories

Report No. R-6584H-3

EMISSIONS TEST DATA SHEET

Method:	DTS Bandwidth
Test Specification:	FCC Part 15, Subpart C Paragraph: 15.247 (a)(2)
Job Number:	R-6584H-3
Customer:	Immedia Semiconductor, LLC.
Test Sample:	Blink Doorbell Camera
Model Number:	BDM00200U
Serial Number:	G8T1-SJ00-1273-00DW
Operating Mode:	Transmitting modulated signal (Non11) at 2412 MHz
Technician:	M. Seamans
Date(s):	July 21 st , 2021
Temp/ Relative Humidity:	22.3 °C / 58.5 %
Notes:	6dB Bandwidth: 15.230 MHz

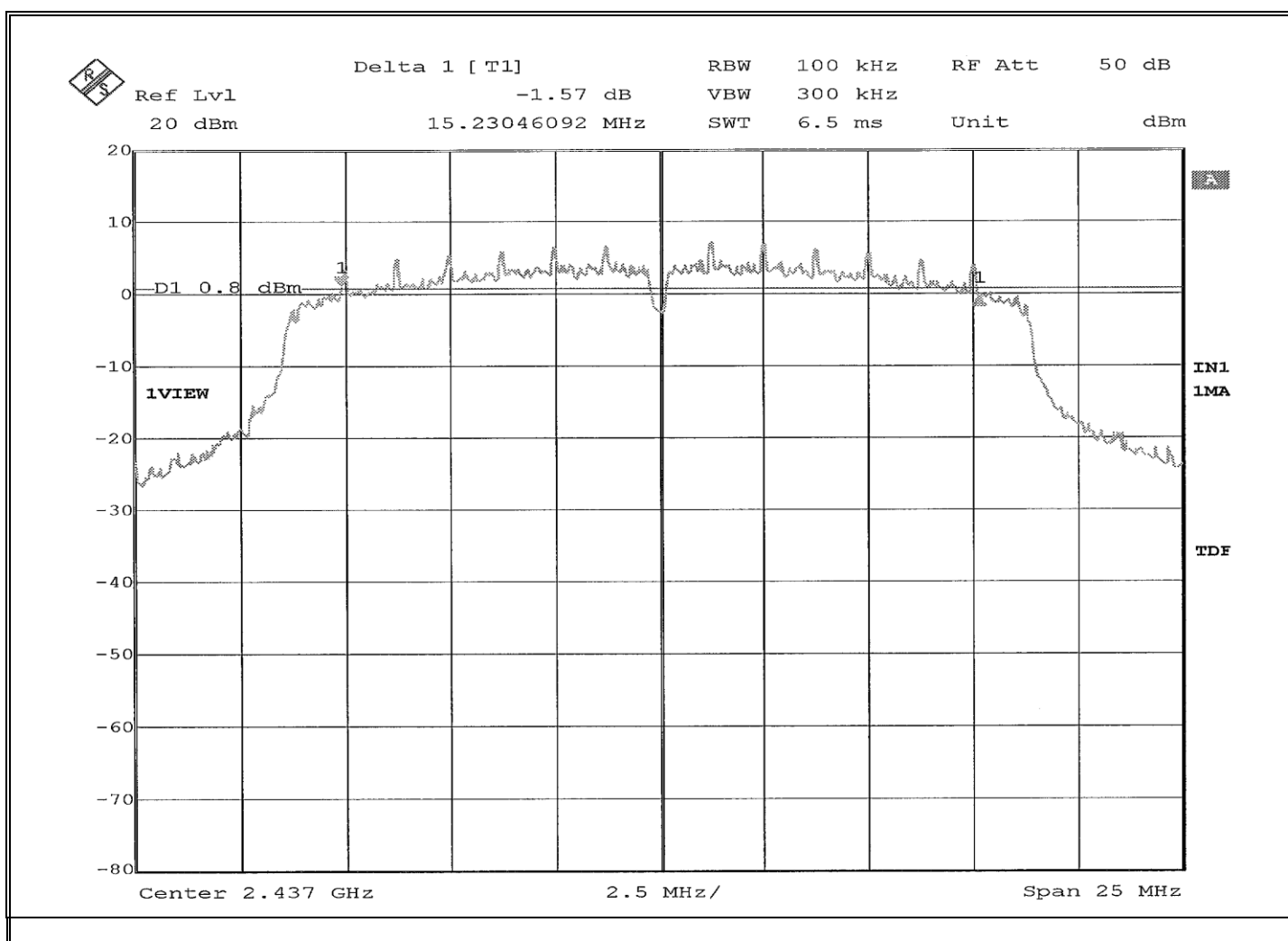


Retlif Testing Laboratories

Report No. R-6584H-3

EMISSIONS TEST DATA SHEET

Method:	DTS Bandwidth
Test Specification:	FCC Part 15, Subpart C Paragraph: 15.247 (a)(2)
Job Number:	R-6584H-3
Customer:	Immedia Semiconductor, LLC.
Test Sample:	Blink Doorbell Camera
Model Number:	BDM00200U
Serial Number:	G8T1-SJ00-1273-00DW
Operating Mode:	Transmitting modulated signal (Non11) at 2437 MHz
Technician:	M. Seamans
Date(s):	July 21 st , 2021
Temp/ Relative Humidity:	22.3 °C / 58.5 %
Notes:	6dB Bandwidth: 15.230 MHz

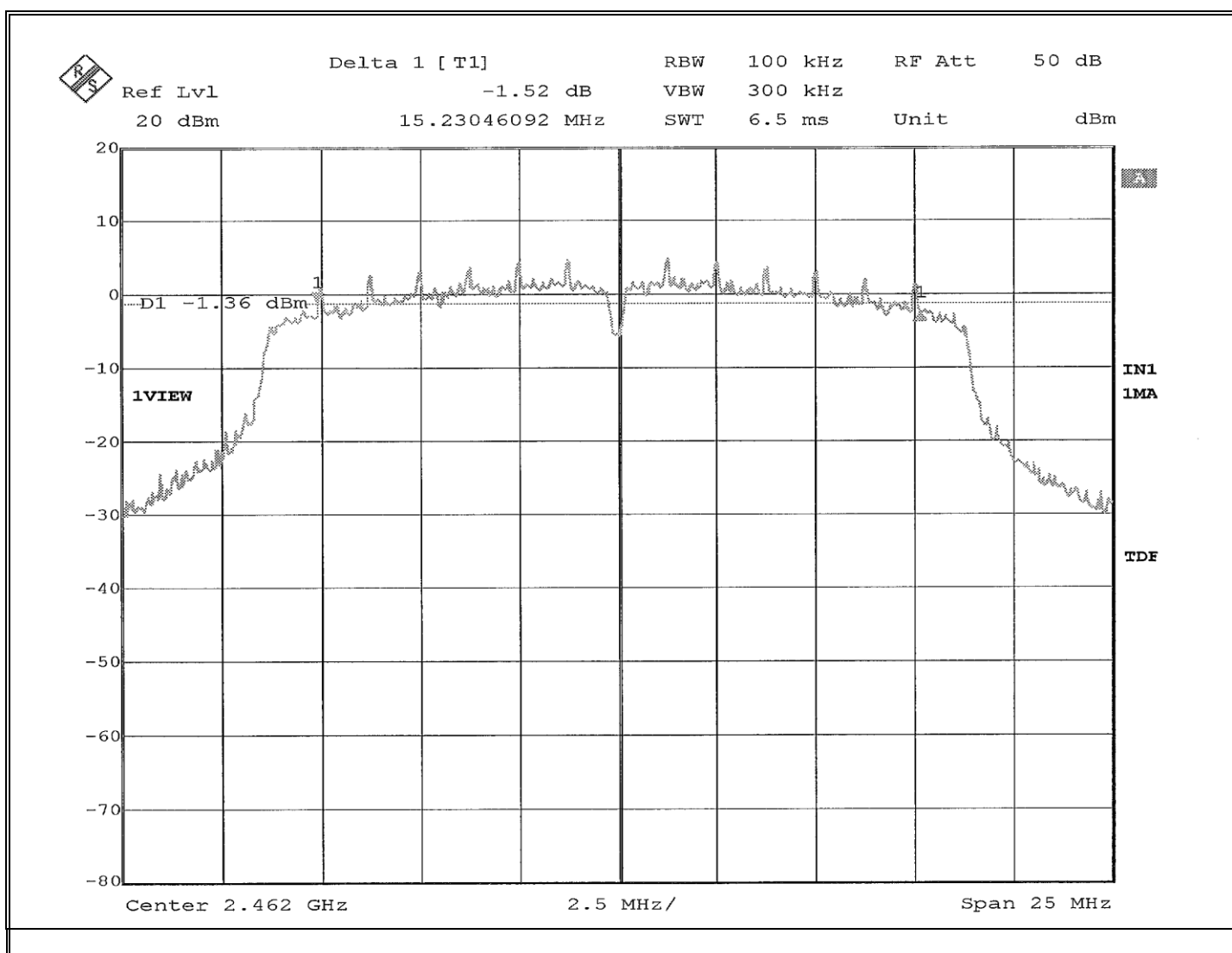


Retlif Testing Laboratories

Report No. R-6584H-3

EMISSIONS TEST DATA SHEET

Method:	DTS Bandwidth
Test Specification:	FCC Part 15, Subpart C Paragraph: 15.247 (a)(2)
Job Number:	R-6584H-3
Customer:	Immedia Semiconductor, LLC.
Test Sample:	Blink Doorbell Camera
Model Number:	BDM00200U
Serial Number:	G8T1-SJ00-1273-00DW
Operating Mode:	Transmitting modulated signal (Non11) at 2462 MHz
Technician:	M. Seamans
Date(s):	July 21 st , 2021
Temp/ Relative Humidity:	22.3 °C / 58.5 %
Notes:	6dB Bandwidth: 15.230 MHz



Retlif Testing Laboratories

Report No. R-6584H-3

**FCC Part 15, Subpart C, Section 15.247(b)(3)
Conducted Emissions, Power Output
Test Data**



Retlif Testing Laboratories

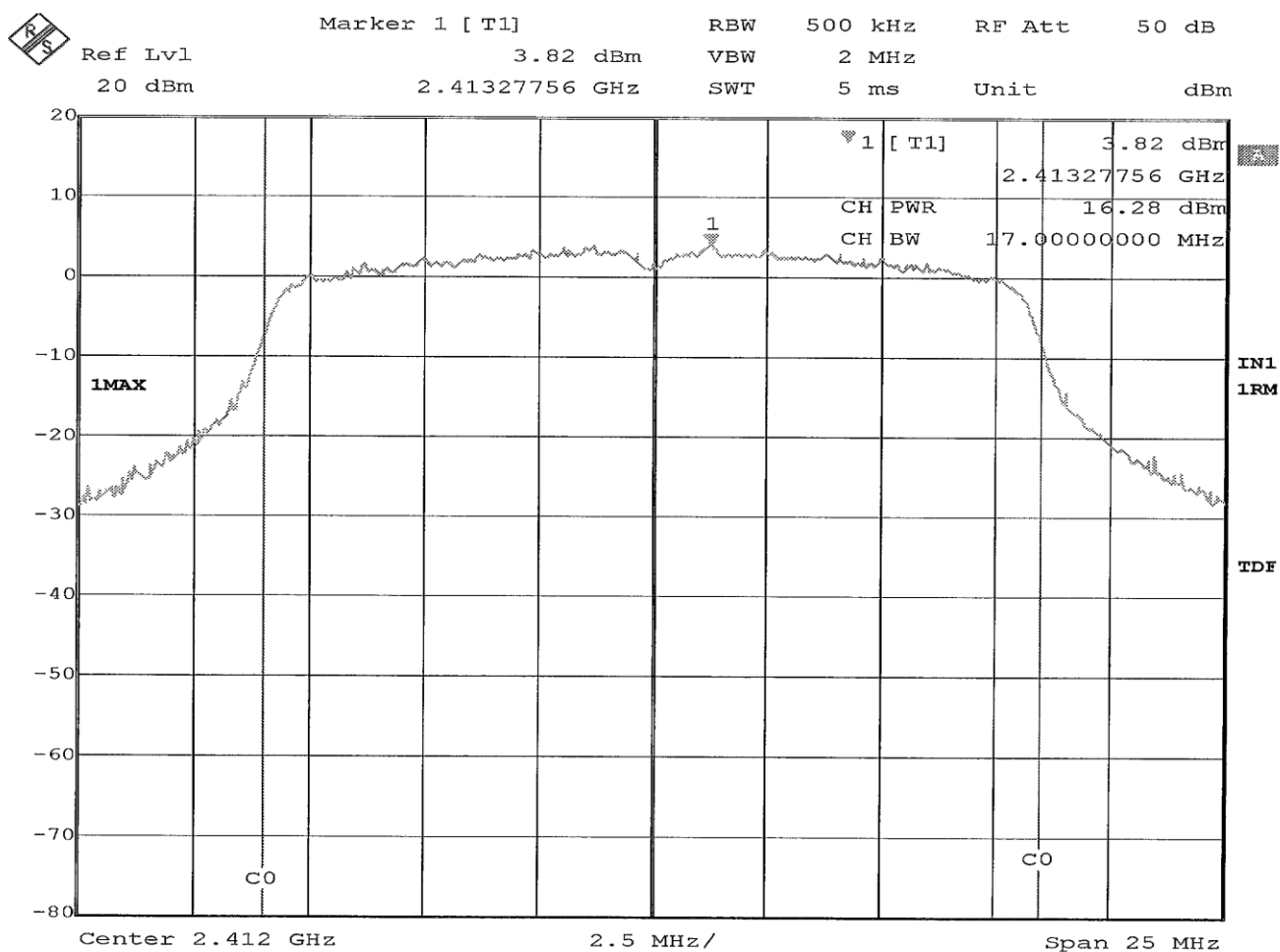
Report No. R-6584H-3

RETLIF TESTING LABORATORIES

EMISSIONS TEST DATA SHEET

Test Method	Peak Power Output
Customer	Immedia Semiconductor, LLC.
Job Number	R-6584H-3
Test Sample	Blink Doorbell Camera
Model Number	BDM00200U
Serial Number	G8T1-SJ00-1273-00DW
Test Specification	FCC Part 15, Subpart C Paragraph 15.247 (b)(3)
Operating Mode	Transmitting modulated signal (OFDM) at 2412 MHz
Technician	M. Seamans
Date	July 21 st , 2021

Notes: Measurement method: AVGSA-3



Power Output: 16.28 dBm



Retlif Testing Laboratories

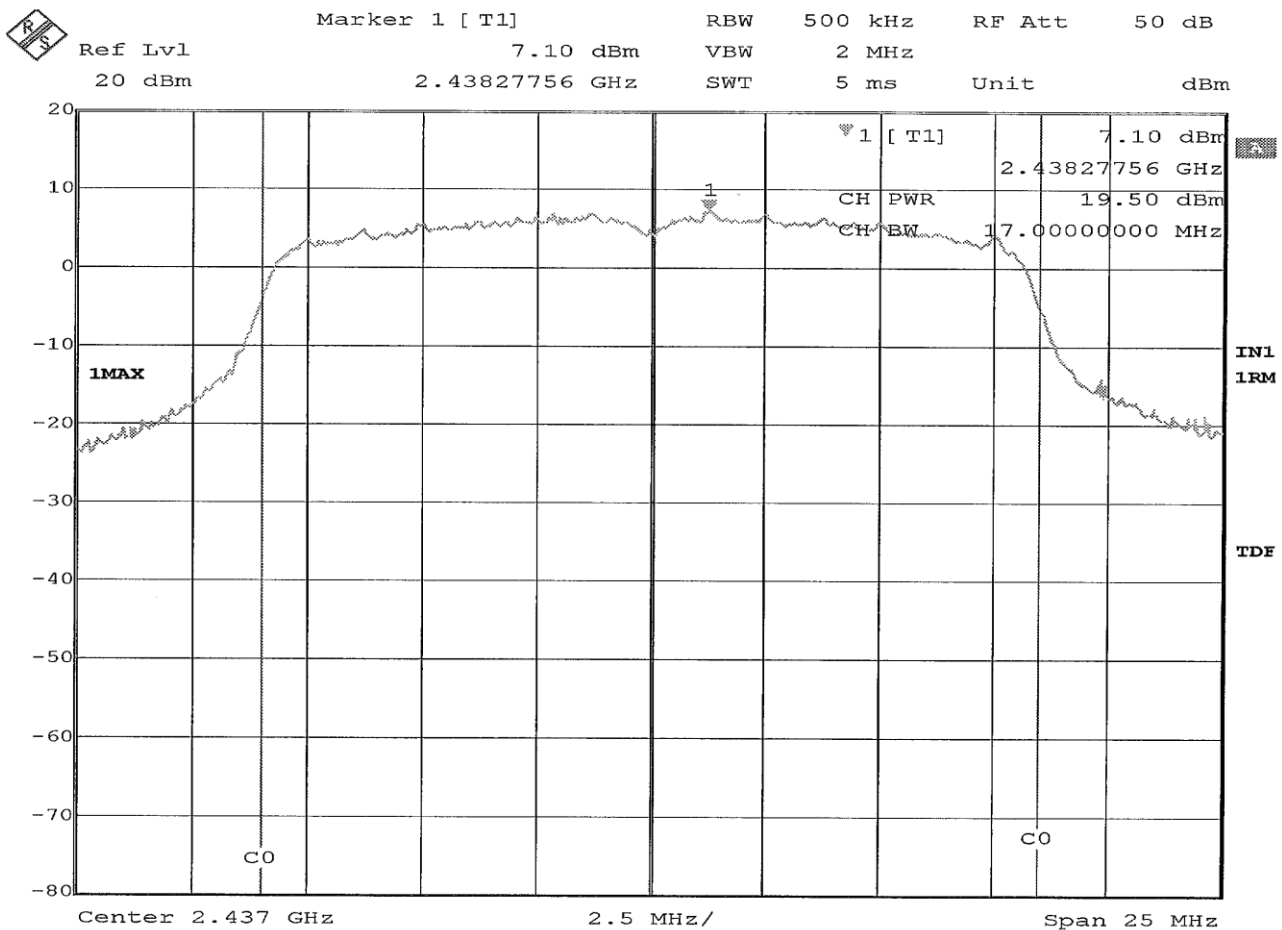
Report No. R-6584H-3

RETLIF TESTING LABORATORIES

EMISSIONS TEST DATA SHEET

Test Method	Peak Power Output
Customer	Immedia Semiconductor, LLC.
Job Number	R-6584H-3
Test Sample	Blink Doorbell Camera
Model Number	BDM00200U
Serial Number	G8T1-SJ00-1273-00DW
Test Specification	FCC Part 15, Subpart C Paragraph 15.247 (b)(3)
Operating Mode	Transmitting modulated signal (OFDM) at 2437 MHz
Technician	M. Seamans
Date	July 21 st , 2021

Notes: Measurement method: AVGSA-3



Power Output: 19.50 dBm



Retlif Testing Laboratories

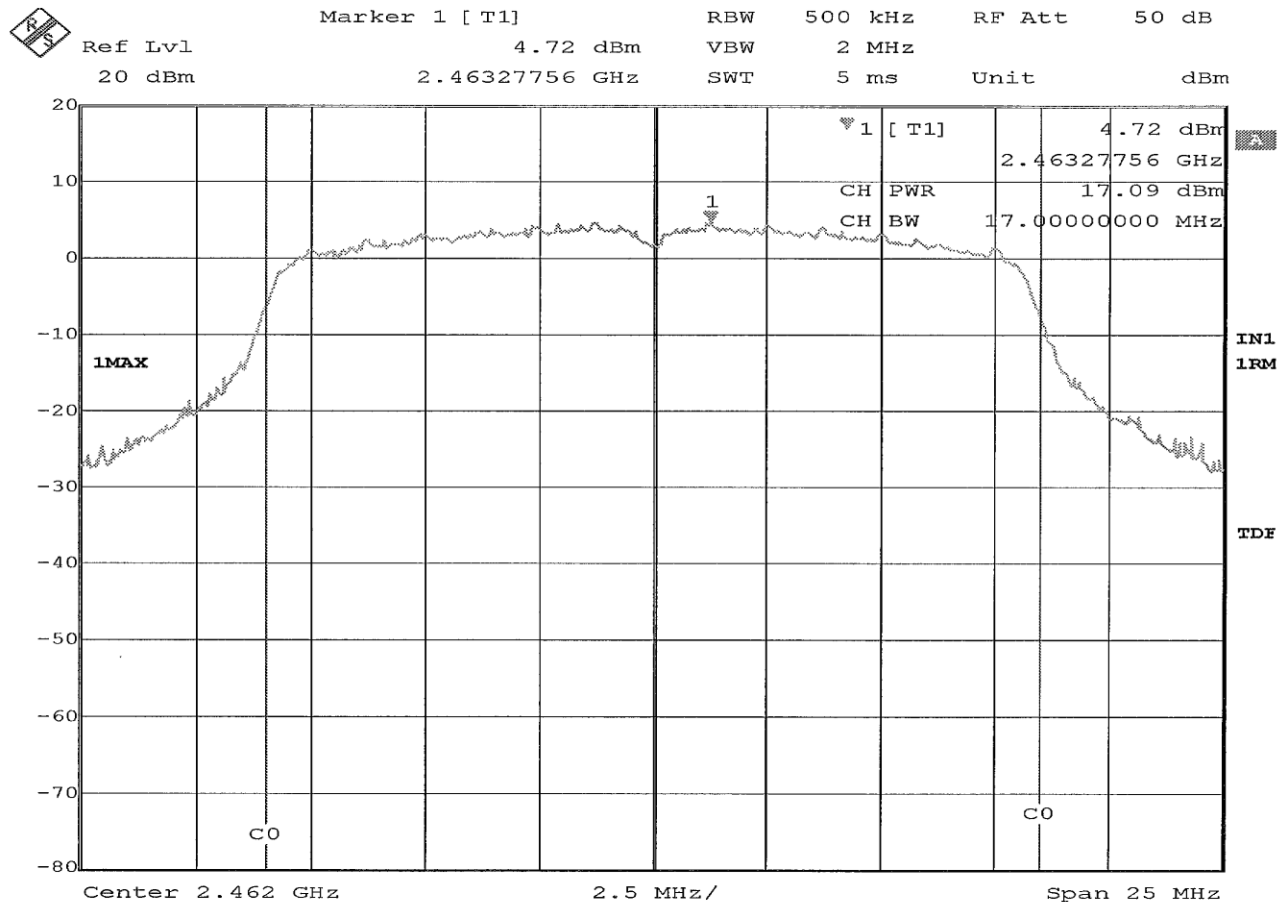
Report No. R-6584H-3

RETLIF TESTING LABORATORIES

EMISSIONS TEST DATA SHEET

Test Method	Peak Power Output
Customer	Immedia Semiconductor, LLC.
Job Number	R-6584H-3
Test Sample	Blink Doorbell Camera
Model Number	BDM00200U
Serial Number	G8T1-SJ00-1273-00DW
Test Specification	FCC Part 15, Subpart C Paragraph 15.247 (b)(3)
Operating Mode	Transmitting modulated signal (OFDM) at 2462 MHz
Technician	M. Seamans
Date	July 21 st , 2021

Notes: Measurement method: AVGSA-3



Power Output: 17.09 dBm



Retlif Testing Laboratories

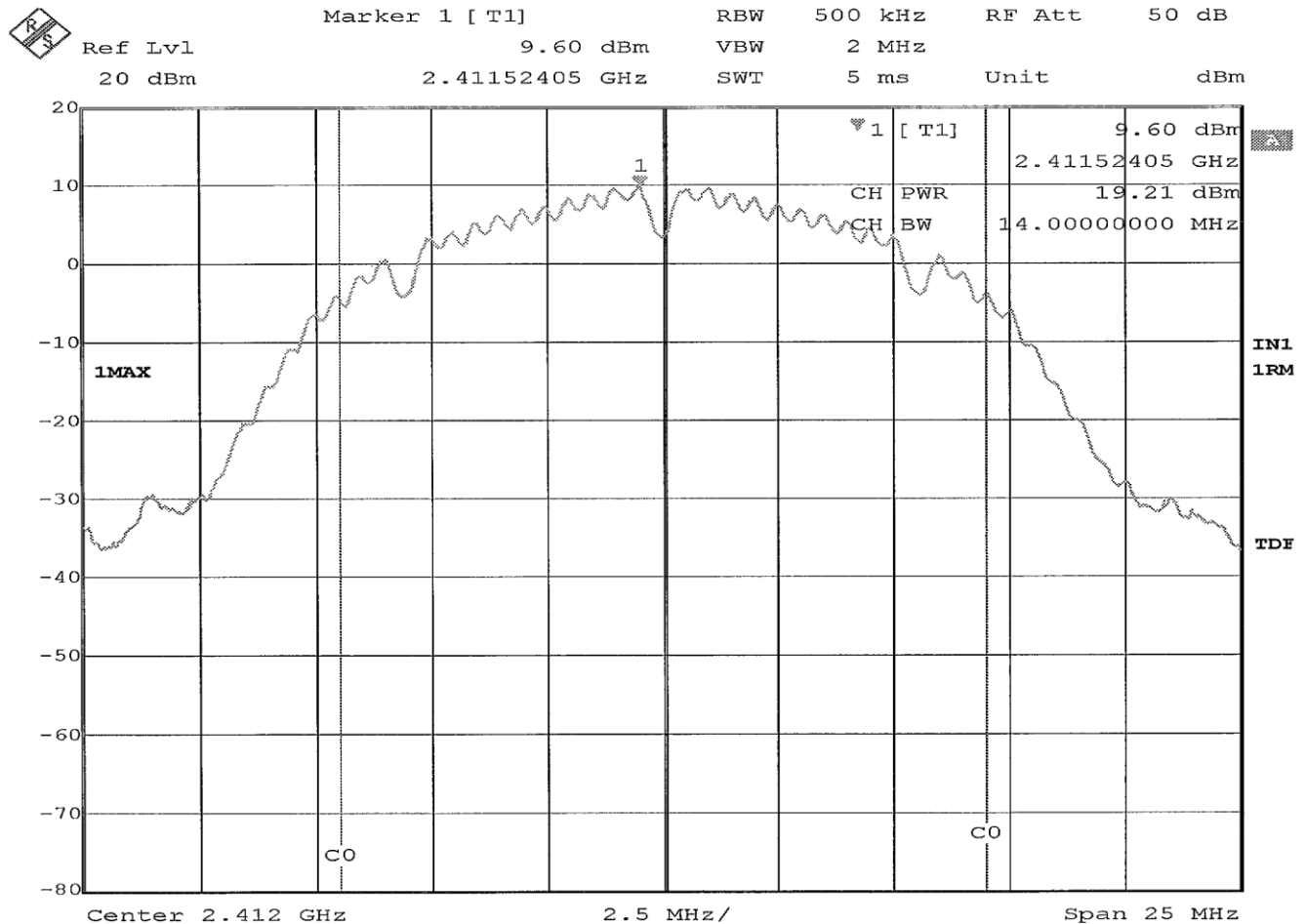
Report No. R-6584H-3

RETLIF TESTING LABORATORIES

EMISSIONS TEST DATA SHEET

Test Method	Peak Power Output
Customer	Immedia Semiconductor, LLC.
Job Number	R-6584H-3
Test Sample	Blink Doorbell Camera
Model Number	BDM00200U
Serial Number	G8T1-SJ00-1273-00DW
Test Specification	FCC Part 15, Subpart C Paragraph 15.247 (b)(3)
Operating Mode	Transmitting modulated signal (DSSS) at 2412 MHz
Technician	M. Seamans
Date	July 21 st , 2021

Notes: Measurement method: AVGSA-3



Power Output: 19.21 dBm



Retlif Testing Laboratories

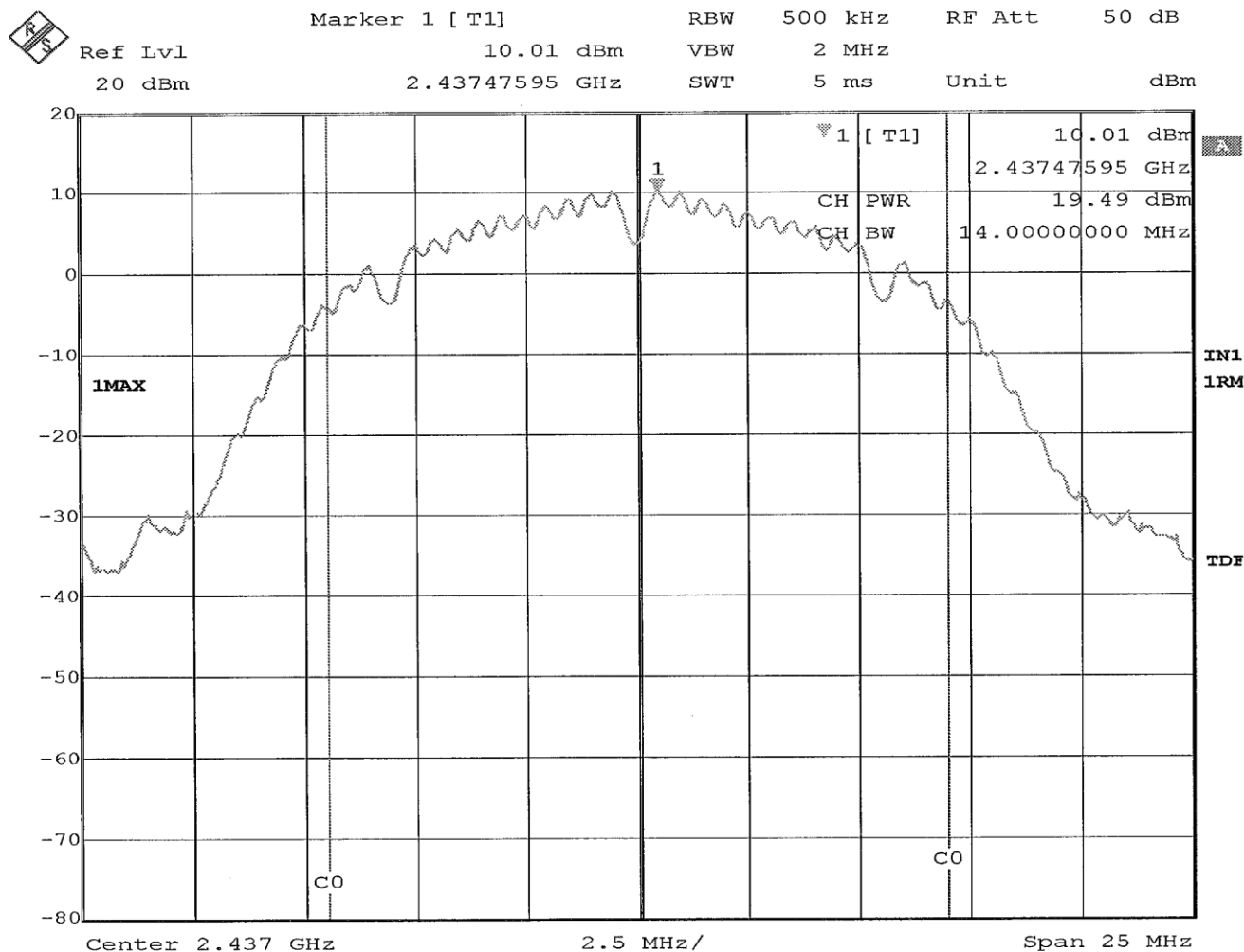
Report No. R-6584H-3

RETLIF TESTING LABORATORIES

EMISSIONS TEST DATA SHEET

Test Method	Peak Power Output
Customer	Immedia Semiconductor, LLC.
Job Number	R-6584H-3
Test Sample	Blink Doorbell Camera
Model Number	BDM00200U
Serial Number	G8T1-SJ00-1273-00DW
Test Specification	FCC Part 15, Subpart C Paragraph 15.247 (b)(3)
Operating Mode	Transmitting modulated signal (DSSS) at 2437 MHz
Technician	M. Seamans
Date	July 21 st , 2021

Notes: Measurement method: AVGSA-3



Power Output: 19.49 dBm



Retlif Testing Laboratories

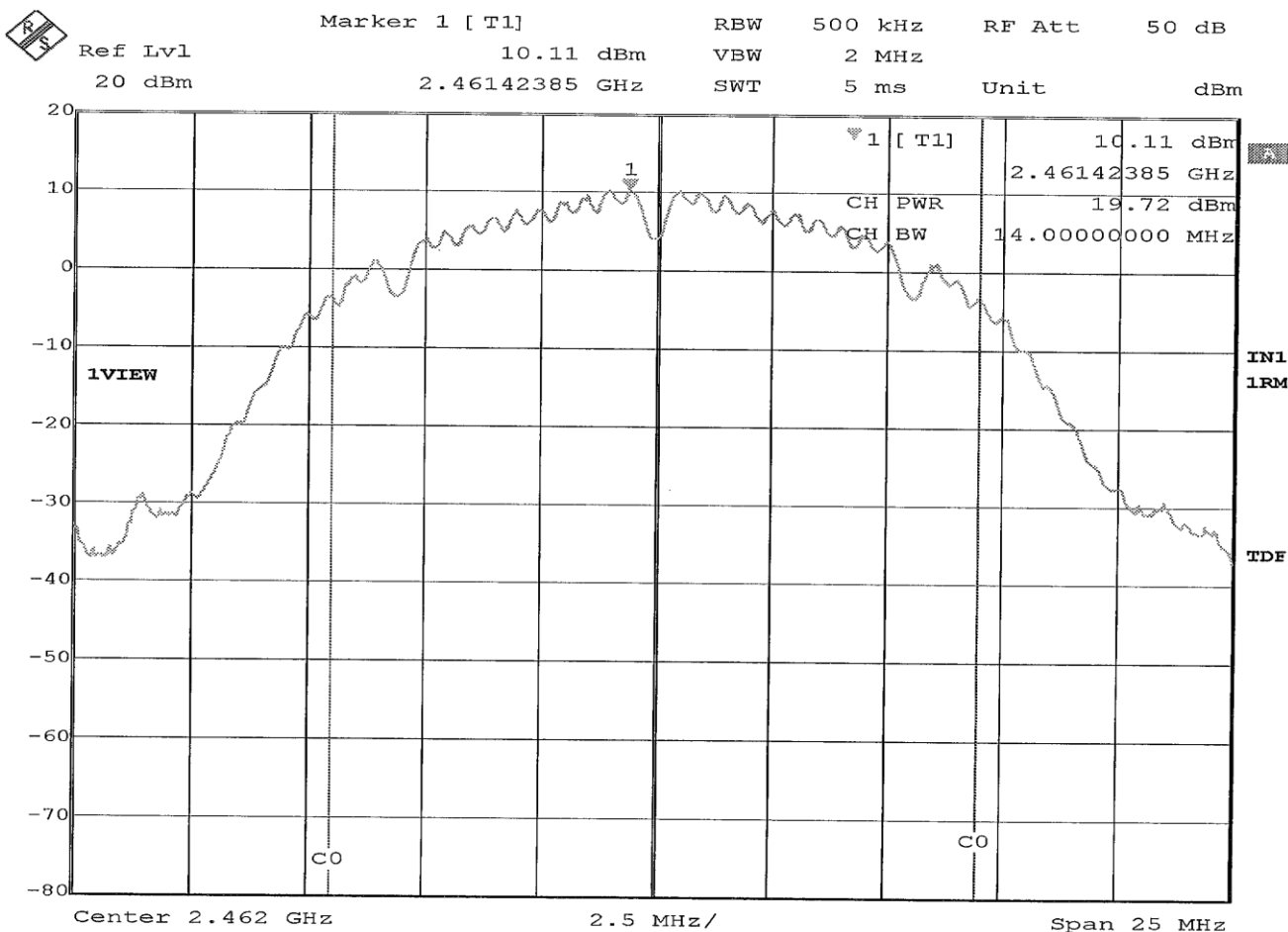
Report No. R-6584H-3

RETLIF TESTING LABORATORIES

EMISSIONS TEST DATA SHEET

Test Method	Peak Power Output
Customer	Immedia Semiconductor, LLC.
Job Number	R-6584H-3
Test Sample	Blink Doorbell Camera
Model Number	BDM00200U
Serial Number	G8T1-SJ00-1273-00DW
Test Specification	FCC Part 15, Subpart C Paragraph 15.247 (b)(3)
Operating Mode	Transmitting modulated signal (DSSS) at 2462 MHz
Technician	M. Seamans
Date	July 21 st , 2021

Notes: Measurement method: AVGSA-3



Power Output: 19.72 dBm



Retlif Testing Laboratories

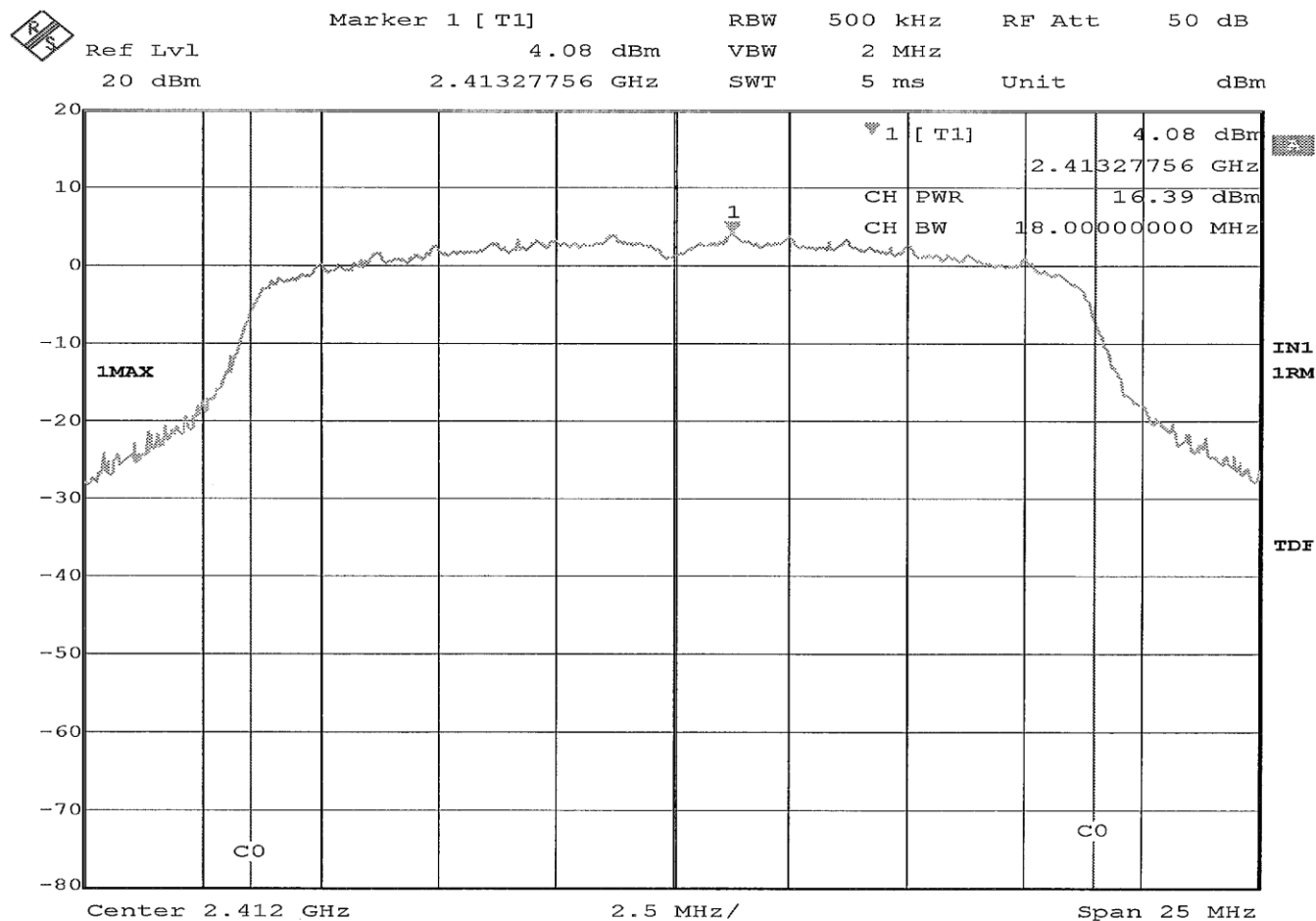
Report No. R-6584H-3

RETLIF TESTING LABORATORIES

EMISSIONS TEST DATA SHEET

Test Method	Peak Power Output
Customer	Immedia Semiconductor, LLC.
Job Number	R-6584H-3
Test Sample	Blink Doorbell Camera
Model Number	BDM00200U
Serial Number	G8T1-SJ00-1273-00DW
Test Specification	FCC Part 15, Subpart C Paragraph 15.247 (b)(3)
Operating Mode	Transmitting modulated signal (Non11) at 2412 MHz
Technician	M. Seamans
Date	July 21 st , 2021

Notes: Measurement method: AVGSA-3



Power Output: 16.39 dBm



Retlif Testing Laboratories

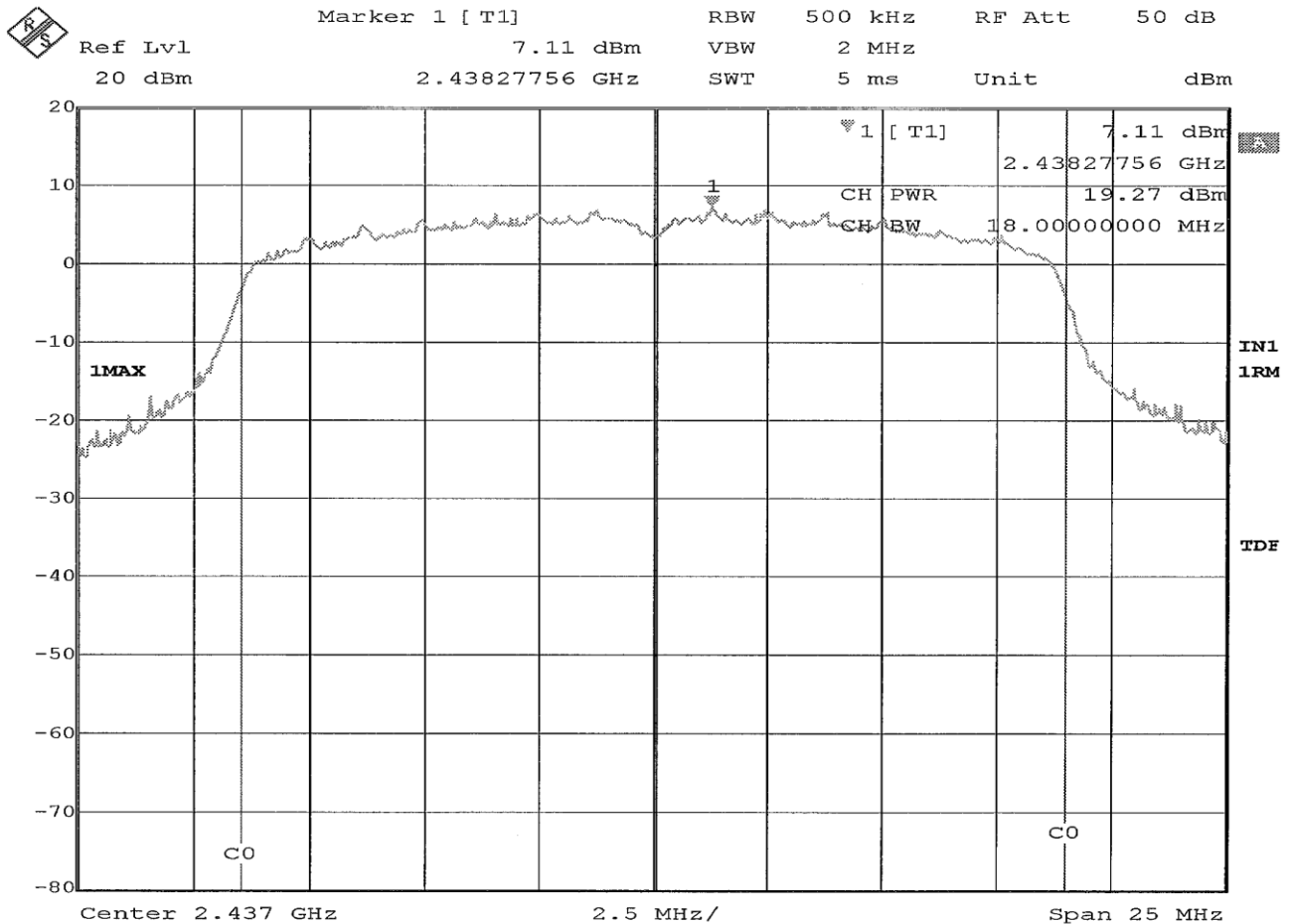
Report No. R-6584H-3

RETLIF TESTING LABORATORIES

EMISSIONS TEST DATA SHEET

Test Method	Peak Power Output
Customer	Immedia Semiconductor, LLC.
Job Number	R-6584H-3
Test Sample	Blink Doorbell Camera
Model Number	BDM00200U
Serial Number	G8T1-SJ00-1273-00DW
Test Specification	FCC Part 15, Subpart C Paragraph 15.247 (b)(3)
Operating Mode	Transmitting modulated signal (Non11) at 2437 MHz
Technician	M. Seamans
Date	July 21 st , 2021

Notes: Measurement method: AVGSA-3



Power Output: 19.27 dBm



Retlif Testing Laboratories

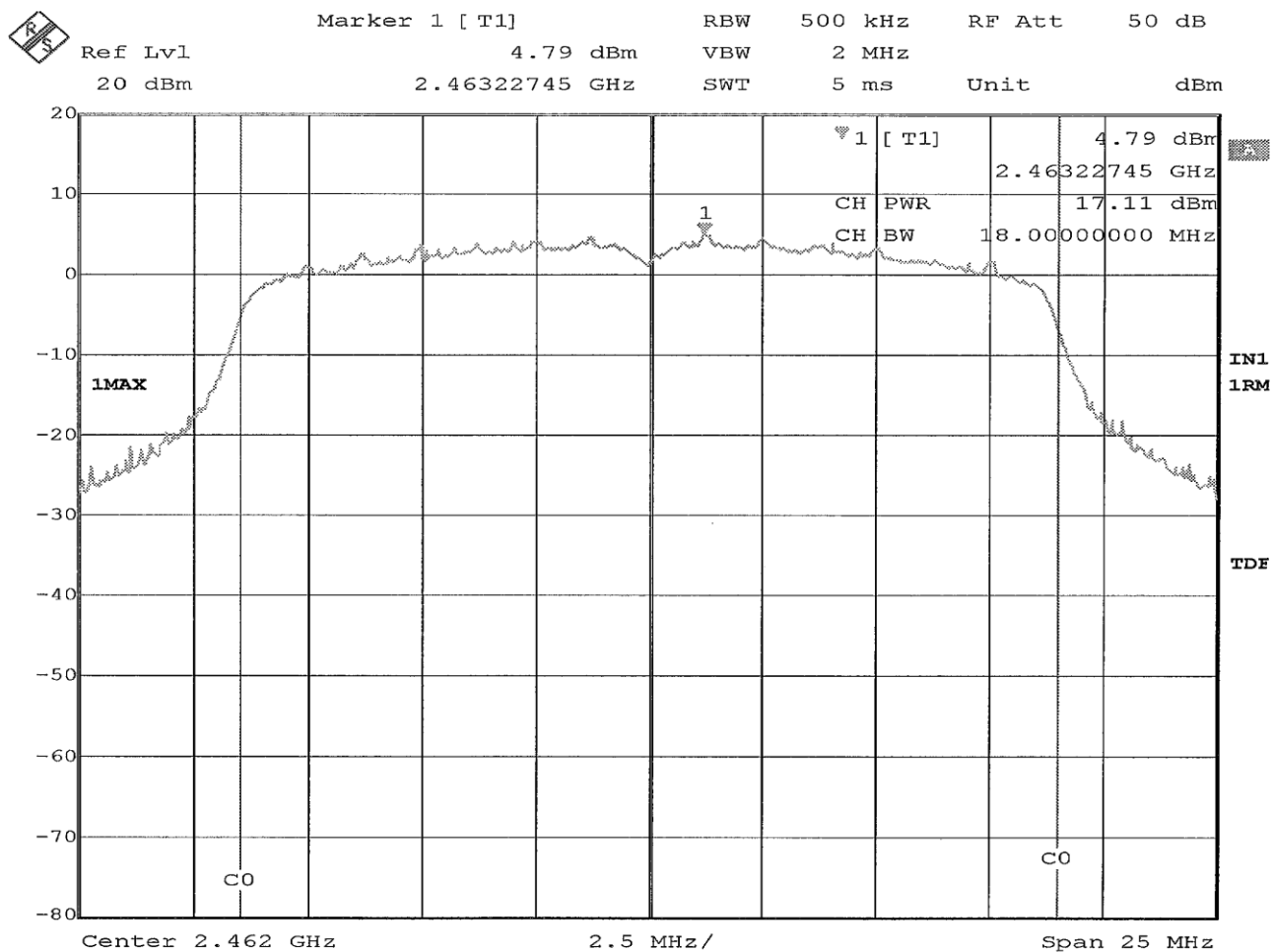
Report No. R-6584H-3

RETLIF TESTING LABORATORIES

EMISSIONS TEST DATA SHEET

Test Method	Peak Power Output
Customer	Immedia Semiconductor, LLC.
Job Number	R-6584H-3
Test Sample	Blink Doorbell Camera
Model Number	BDM00200U
Serial Number	G8T1-SJ00-1273-00DW
Test Specification	FCC Part 15, Subpart C Paragraph 15.247 (b)(3)
Operating Mode	Transmitting modulated signal (Non11) at 2462 MHz
Technician	M. Seamans
Date	July 21 st , 2021

Notes: Measurement method: AVGSA-3



Power Output: 17.11 dBm



Retlif Testing Laboratories

Report No. R-6584H-3

**FCC Part 15, Subpart C, Section 15.247(d)
Antenna Port, Conducted Emissions
Band Edge Test Data**

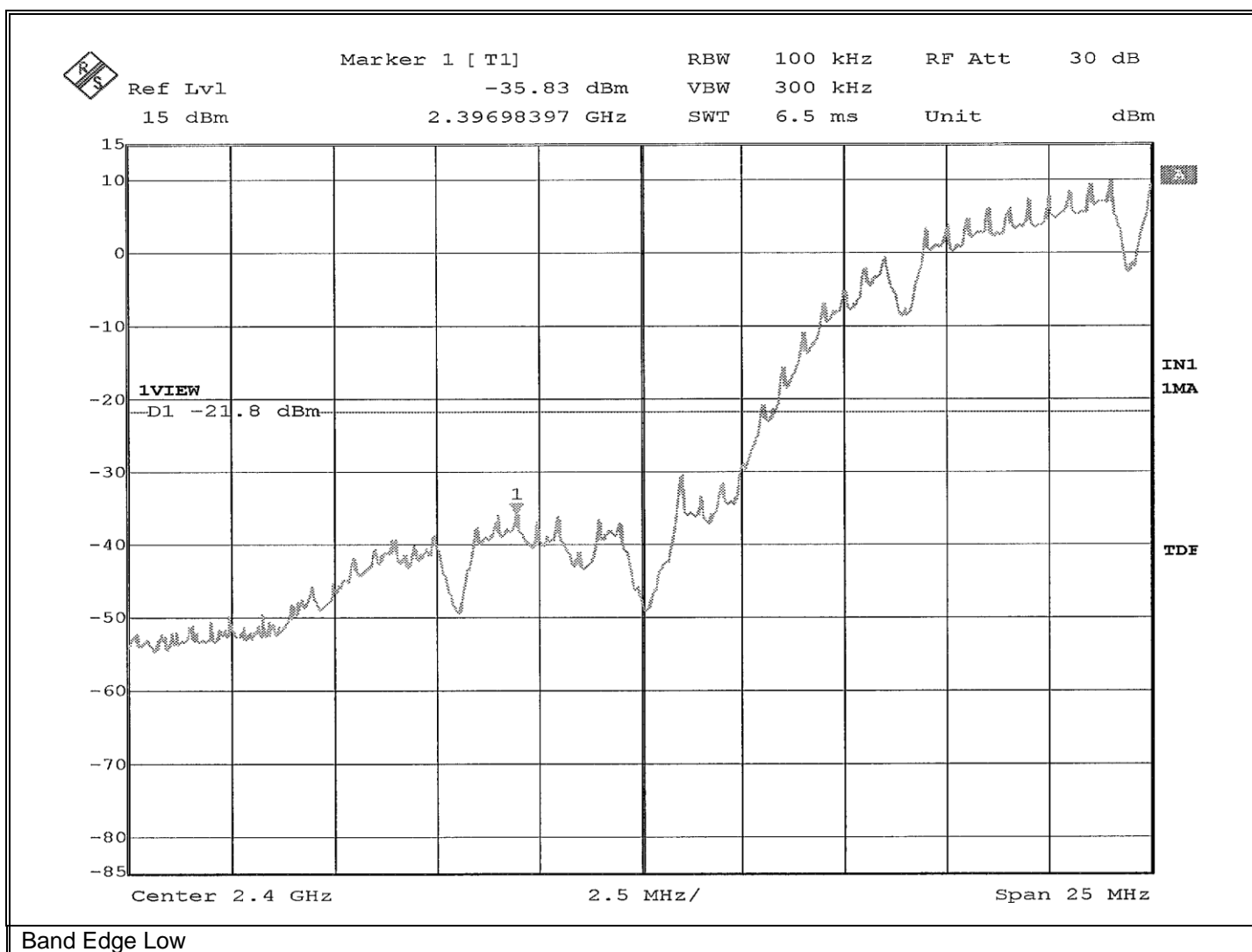


Retlif Testing Laboratories

Report No. R-6584H-3

EMISSIONS TEST DATA SHEET

Method:	Band Edge
Test Specification:	FCC Part 15, Subpart C Paragraph: 15.247 (d)
Job Number:	R-6584H-3
Customer:	Immedia Semiconductor, LLC.
Test Sample:	Blink Doorbell Camera
Model Number:	BDM00200U
Serial Number:	G8T1-SJ00-1273-00DW
Operating Mode:	Transmitting modulated signal (DSSS) at 2412 MHz
Technician:	M. Seamans
Date(s):	July 22 nd , 2021
Temp/ Relative Humidity:	22.5 °C / 57.4 %
Notes:	Peak Detector, Reading: -35.83 dBm Limit: -21.80 dBm

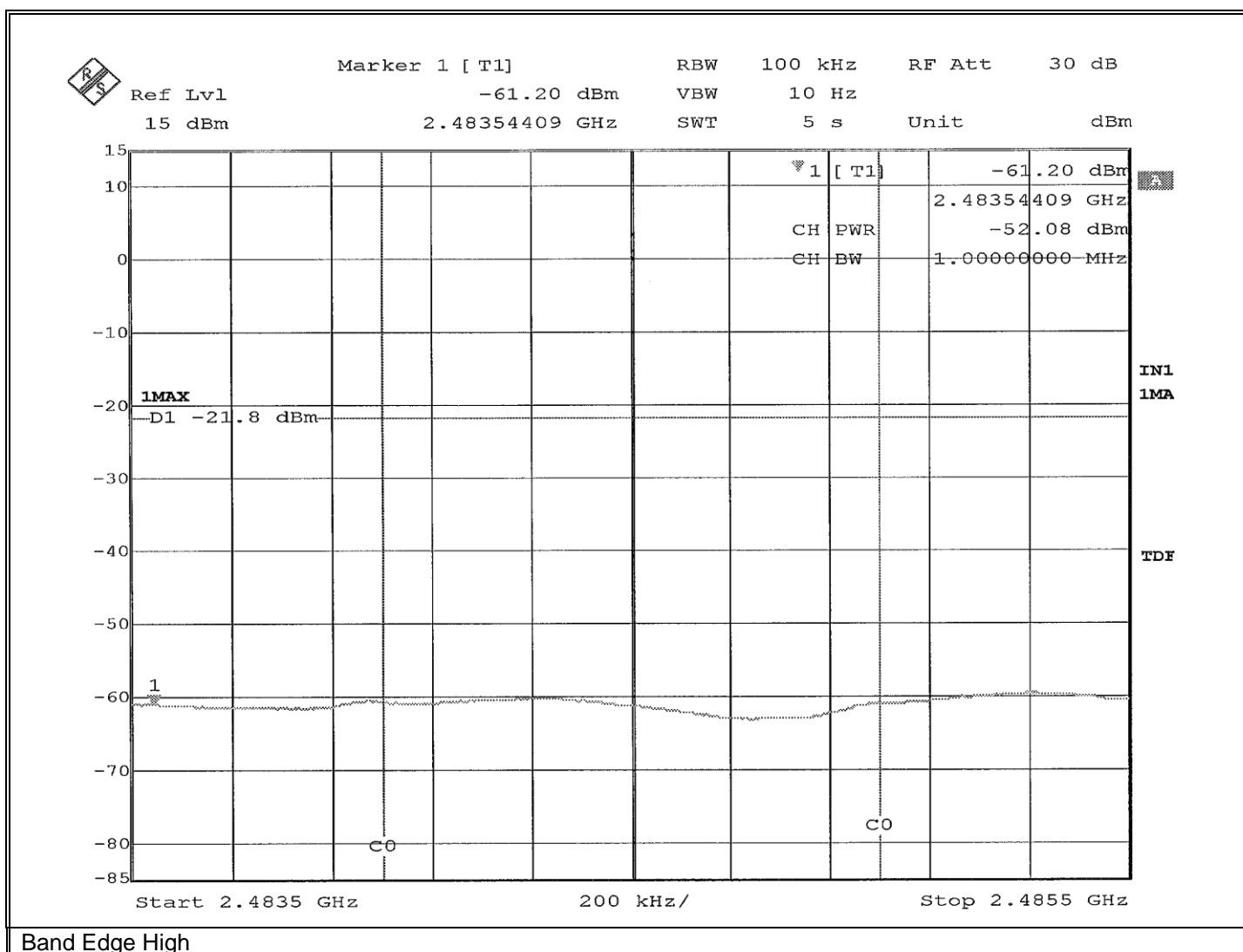


Retlif Testing Laboratories

Report No. R-6584H-3

EMISSIONS TEST DATA SHEET

Method:	Band Edge
Test Specification:	FCC Part 15, Subpart C Paragraph: 15.247 (d)
Job Number:	R-6584H-3
Customer:	Immedia Semiconductor, LLC.
Test Sample:	Blink Doorbell Camera
Model Number:	BDM00200U
Serial Number:	G8T1-SJ00-1273-00DW
Operating Mode:	Transmitting modulated signal (DSSS) at 2462 MHz
Technician:	M. Seamans
Date(s):	July 22 nd , 2021
Temp/ Relative Humidity:	22.5 °C / 57.4 %
Notes:	Peak Detector, Reading: -52.08 dBm Limit: -21.80 dBm

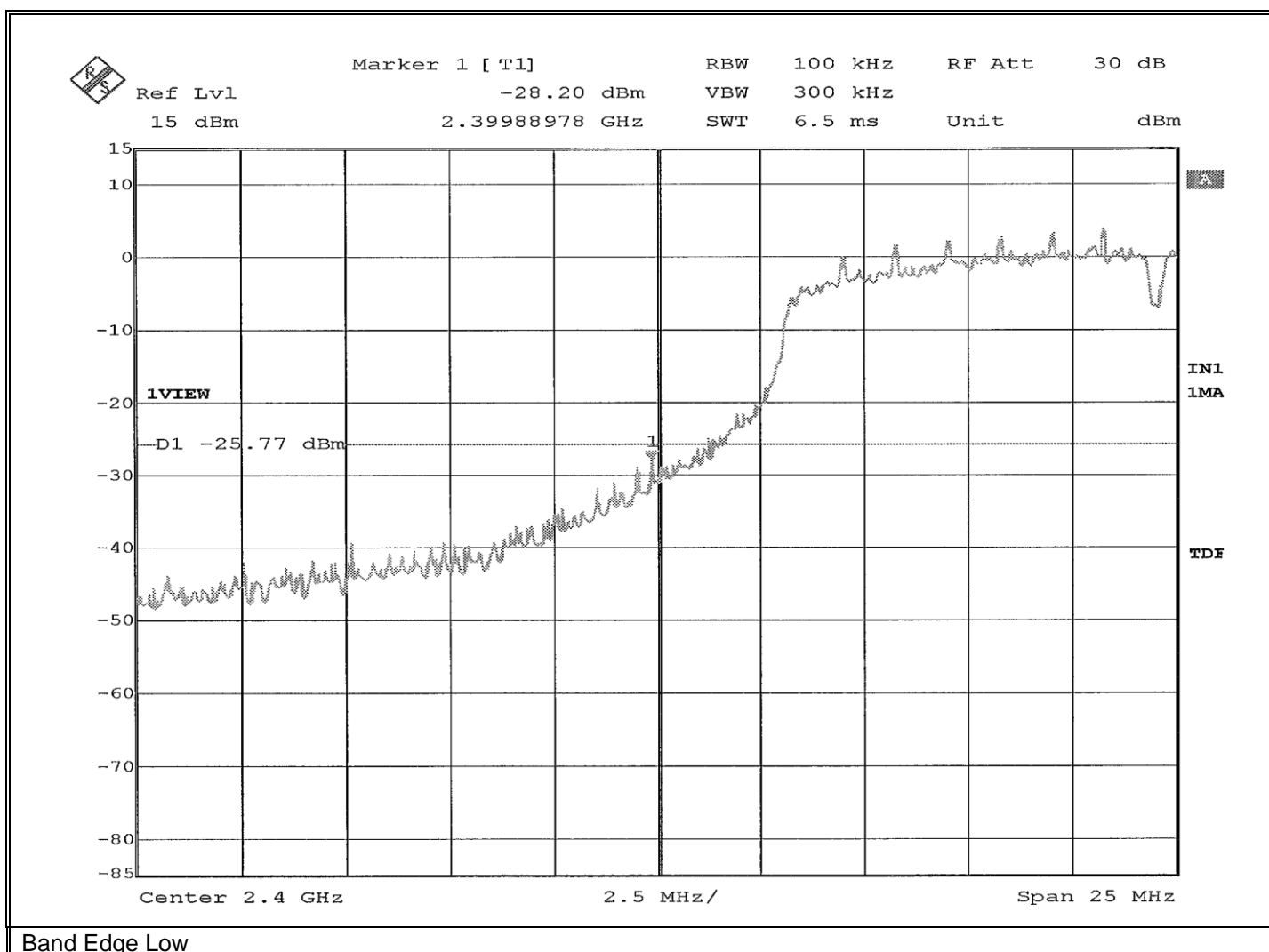


Retlif Testing Laboratories

Report No. R-6584H-3

EMISSIONS TEST DATA SHEET

Method:	Band Edge
Test Specification:	FCC Part 15, Subpart C Paragraph: 15.247 (d)
Job Number:	R-6584H-3
Customer:	Immedia Semiconductor, LLC.
Test Sample:	Blink Doorbell Camera
Model Number:	BDM00200U
Serial Number:	G8T1-SJ00-1273-00DW
Operating Mode:	Transmitting modulated signal (OFDM) at 2412 MHz
Technician:	M. Seamans
Date(s):	July 22 nd , 2021
Temp/ Relative Humidity:	22.5 °C / 57.4 %
Notes:	Peak Detector, Reading: -28.20 dBm Limit: -25.77 dBm

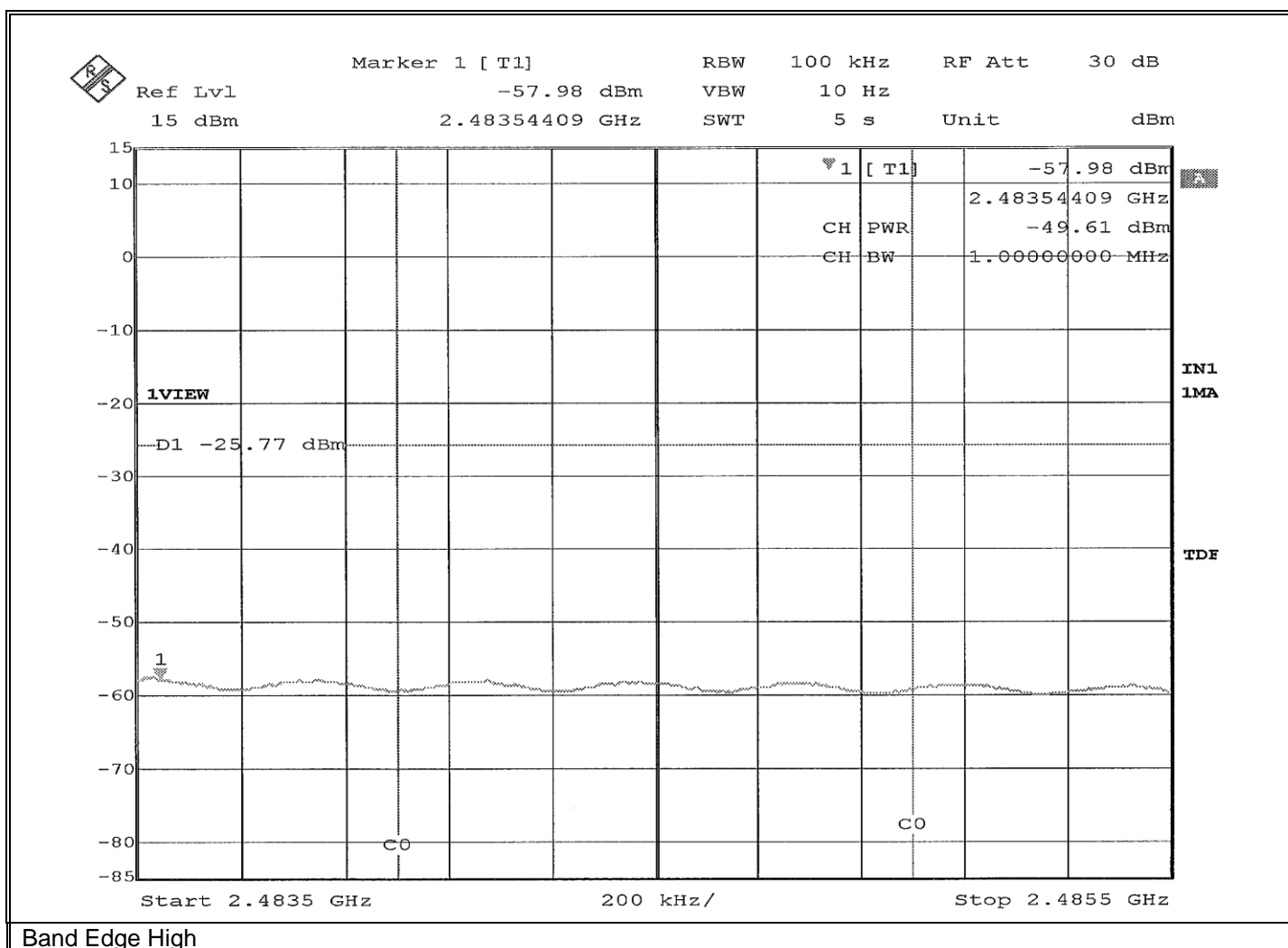


Retlif Testing Laboratories

Report No. R-6584H-3

EMISSIONS TEST DATA SHEET

Method:	Band Edge
Test Specification:	FCC Part 15, Subpart C Paragraph: 15.247 (d)
Job Number:	R-6584H-3
Customer:	Immedia Semiconductor, LLC.
Test Sample:	Blink Doorbell Camera
Model Number:	BDM00200U
Serial Number:	G8T1-SJ00-1273-00DW
Operating Mode:	Transmitting modulated signal (OFDM) at 2462 MHz
Technician:	M. Seamans
Date(s):	July 22 nd , 2021
Temp/ Relative Humidity:	22.5 °C / 57.4 %
Notes:	Peak Detector, Reading: -49.61 dBm Limit: -25.77 dBm

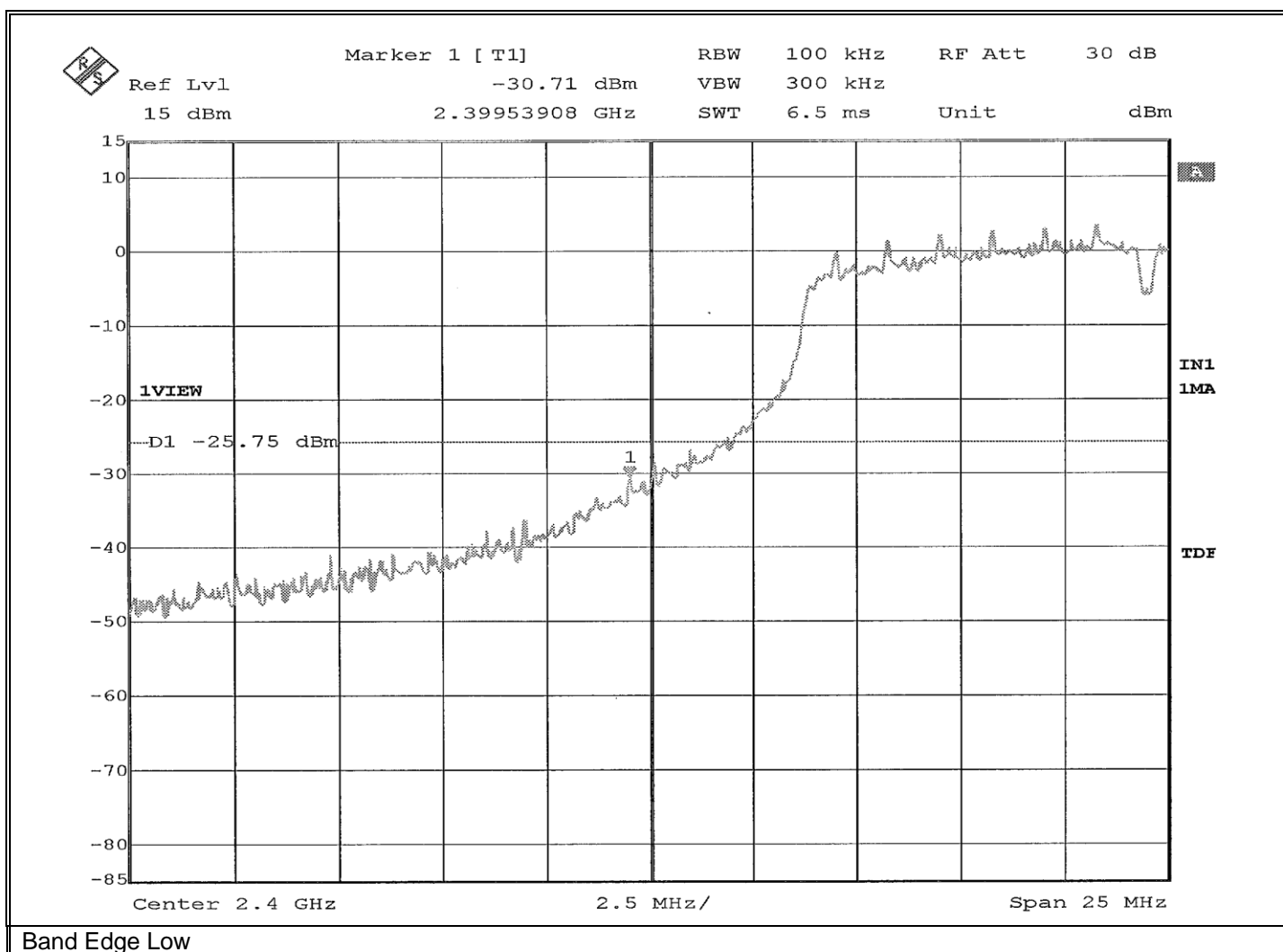


Retlif Testing Laboratories

Report No. R-6584H-3

EMISSIONS TEST DATA SHEET

Method:	Band Edge
Test Specification:	FCC Part 15, Subpart C Paragraph: 15.247 (d)
Job Number:	R-6584H-3
Customer:	Immedia Semiconductor, LLC.
Test Sample:	Blink Doorbell Camera
Model Number:	BDM00200U
Serial Number:	G8T1-SJ00-1273-00DW
Operating Mode:	Transmitting modulated signal (Non11) at 2412 MHz
Technician:	M. Seamans
Date(s):	July 22 nd , 2021
Temp/ Relative Humidity:	22.5 °C / 57.4 %
Notes:	Peak Detector, Reading: -30.71 dBm Limit: -25.75 dBm

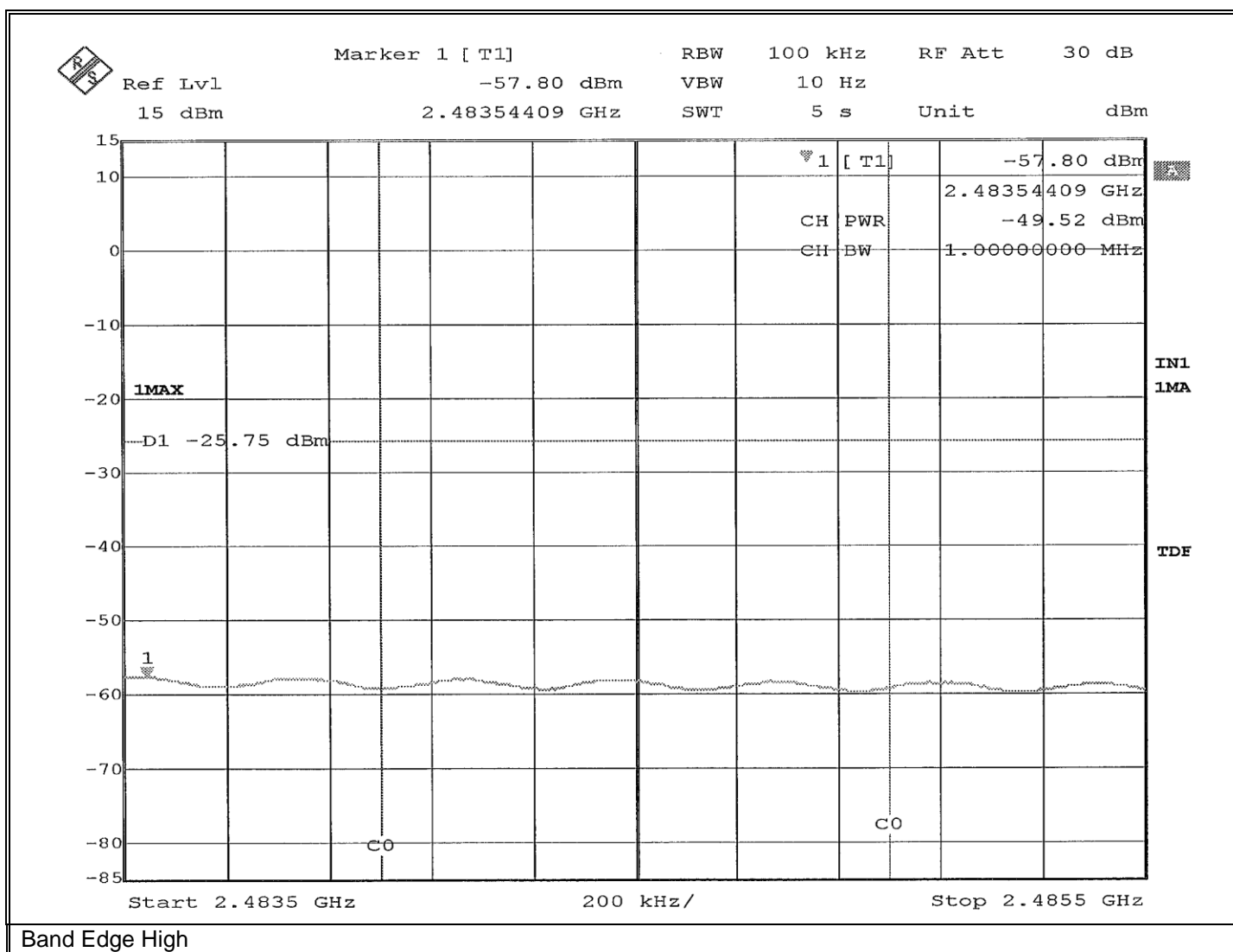


Retlif Testing Laboratories

Report No. R-6584H-3

EMISSIONS TEST DATA SHEET

Method:	Band Edge
Test Specification:	FCC Part 15, Subpart C Paragraph: 15.247 (d)
Job Number:	R-6584H-3
Customer:	Immedia Semiconductor, LLC.
Test Sample:	Blink Doorbell Camera
Model Number:	BDM00200U
Serial Number:	G8T1-SJ00-1273-00DW
Operating Mode:	Transmitting modulated signal (Non11) at 2462 MHz
Technician:	M. Seamans
Date(s):	July 22 nd , 2021
Temp/ Relative Humidity:	22.5 °C / 57.4 %
Notes:	Peak Detector, Reading: -49.52 dBm Limit: -25.75 dBm



Retlif Testing Laboratories

Report No. R-6584H-3

**FCC Part 15, Subpart C, Section 15.247(d)
Antenna Port Conducted Emissions
Out of Band Test Data**

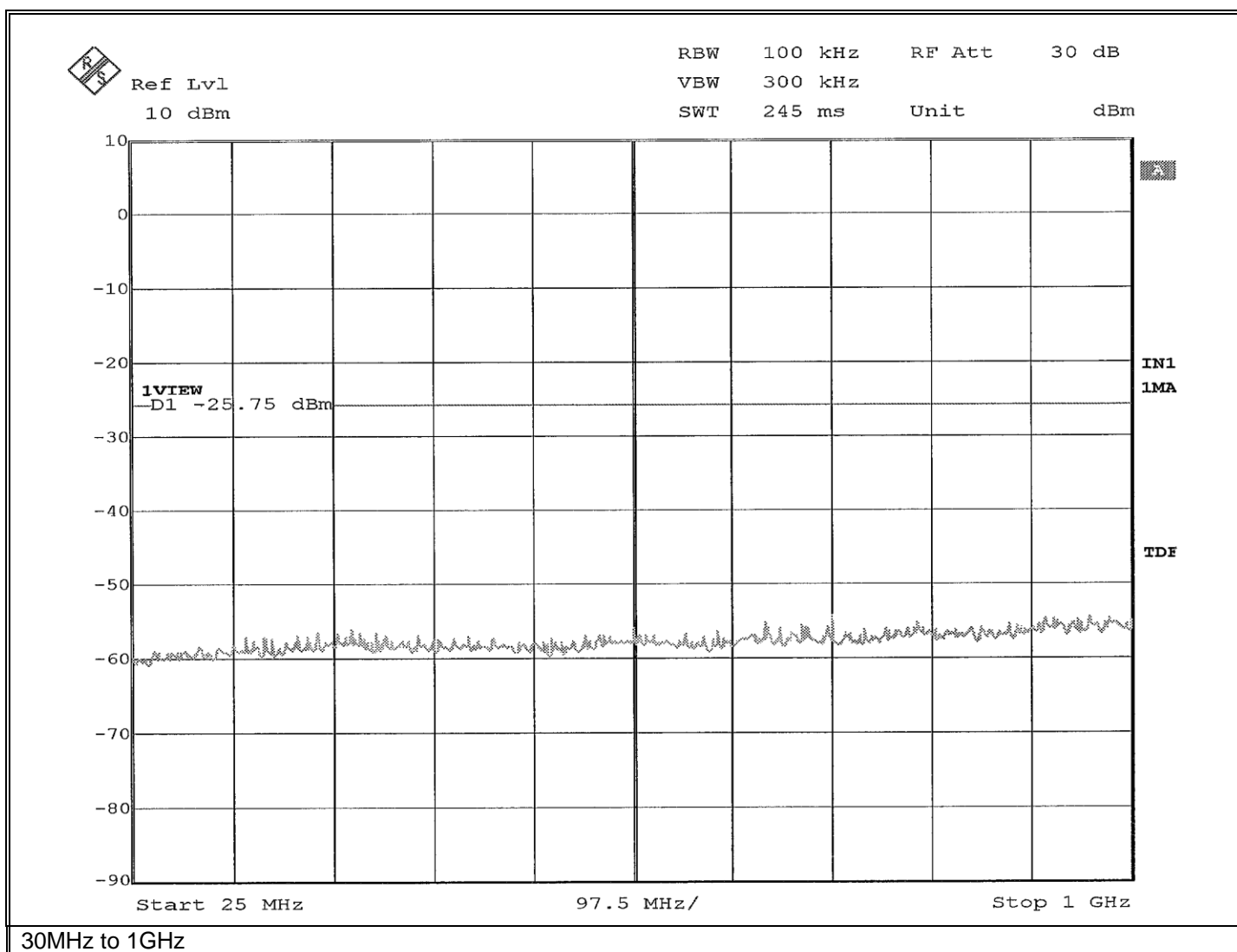


Retlif Testing Laboratories

Report No. R-6584H-3

EMISSIONS TEST DATA SHEET

Method:	Conducted Out of Band
Test Specification:	FCC Part 15, Subpart C Paragraph: 15.247 (d)
Job Number:	R-6584H-3
Customer:	Immedia Semiconductor, LLC.
Test Sample:	Blink Doorbell Camera
Model Number:	BDM00200U
Serial Number:	G8T1-SJ00-1273-00DW
Operating Mode:	Transmitting modulated signal (OFDM) at 2412 MHz
Technician:	M. Seamans
Date(s):	July 22 nd , 2021
Temp/ Relative Humidity:	22.5 °C / 57.4 %
Notes:	Limit: -25.77 dBm

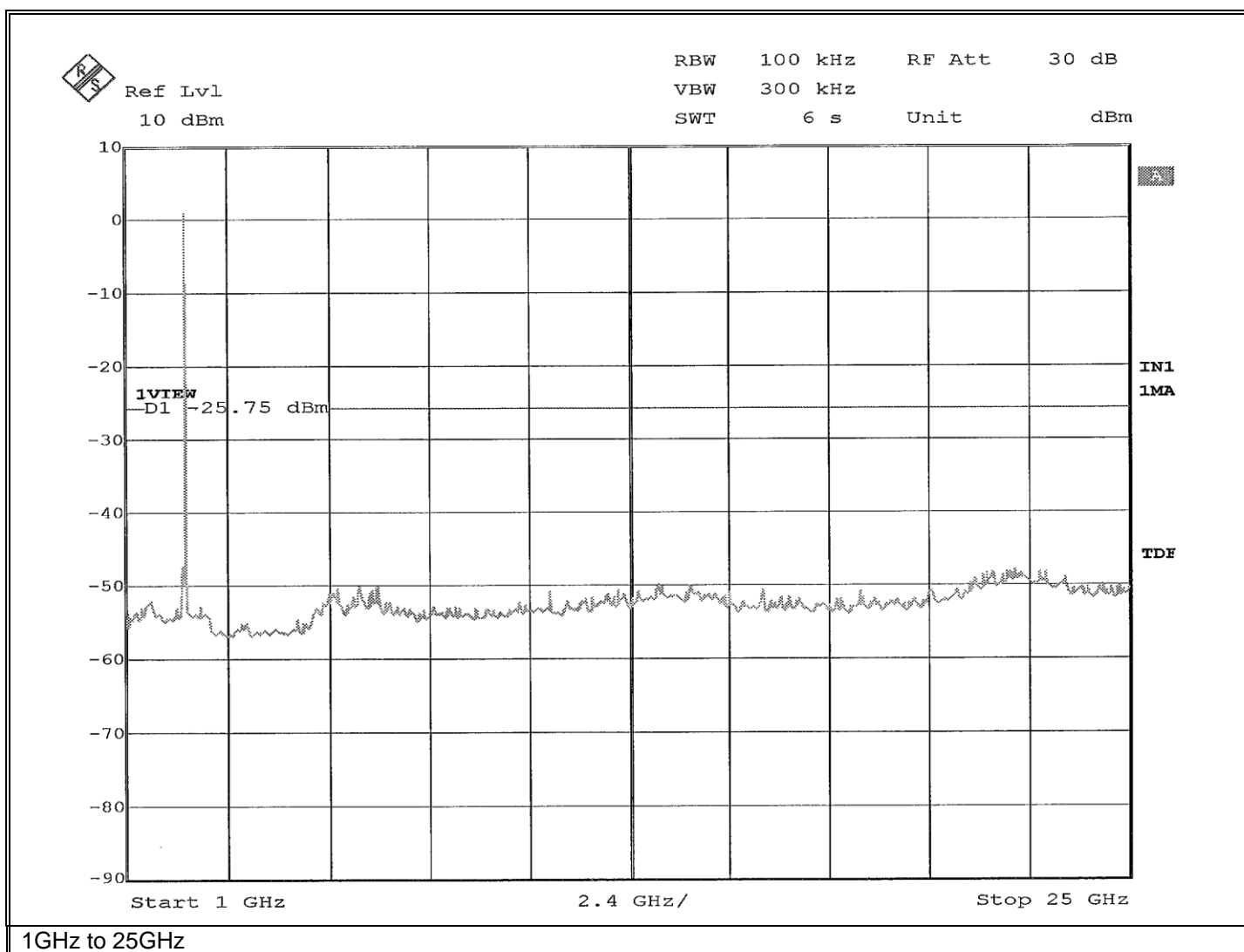


Retlif Testing Laboratories

Report No. R-6584H-3

EMISSIONS TEST DATA SHEET

Method:	Conducted Out of Band
Test Specification:	FCC Part 15, Subpart C Paragraph: 15.247 (d)
Job Number:	R-6584H-3
Customer:	Immedia Semiconductor, LLC.
Test Sample:	Blink Doorbell Camera
Model Number:	BDM00200U
Serial Number:	G8T1-SJ00-1273-00DW
Operating Mode:	Transmitting modulated signal (OFDM) at 2412 MHz
Technician:	M. Seamans
Date(s):	July 22 nd , 2021
Temp/ Relative Humidity:	22.5 °C / 57.4 %
Notes:	Limit: -25.77 dBm

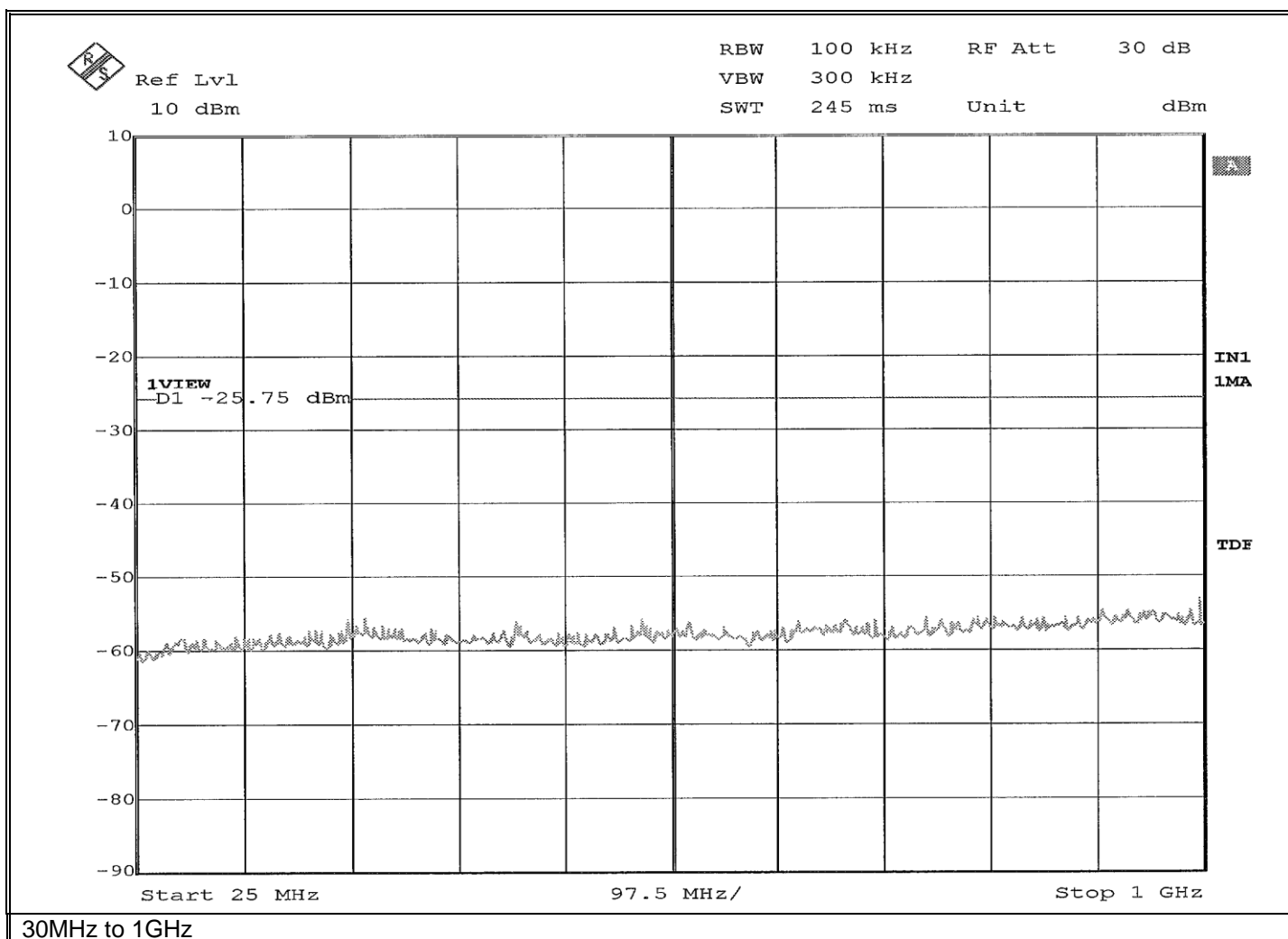


Retlif Testing Laboratories

Report No. R-6584H-3

EMISSIONS TEST DATA SHEET

Method:	Conducted Out of Band
Test Specification:	FCC Part 15, Subpart C Paragraph: 15.247 (d)
Job Number:	R-6584H-3
Customer:	Immedia Semiconductor, LLC.
Test Sample:	Blink Doorbell Camera
Model Number:	BDM00200U
Serial Number:	G8T1-SJ00-1273-00DW
Operating Mode:	Transmitting modulated signal (OFDM) at 2437 MHz
Technician:	M. Seamans
Date(s):	July 22 nd , 2021
Temp/ Relative Humidity:	22.5 °C / 57.4 %
Notes:	Limit: -25.77 dBm



Retlif Testing Laboratories

Report No. R-6584H-3

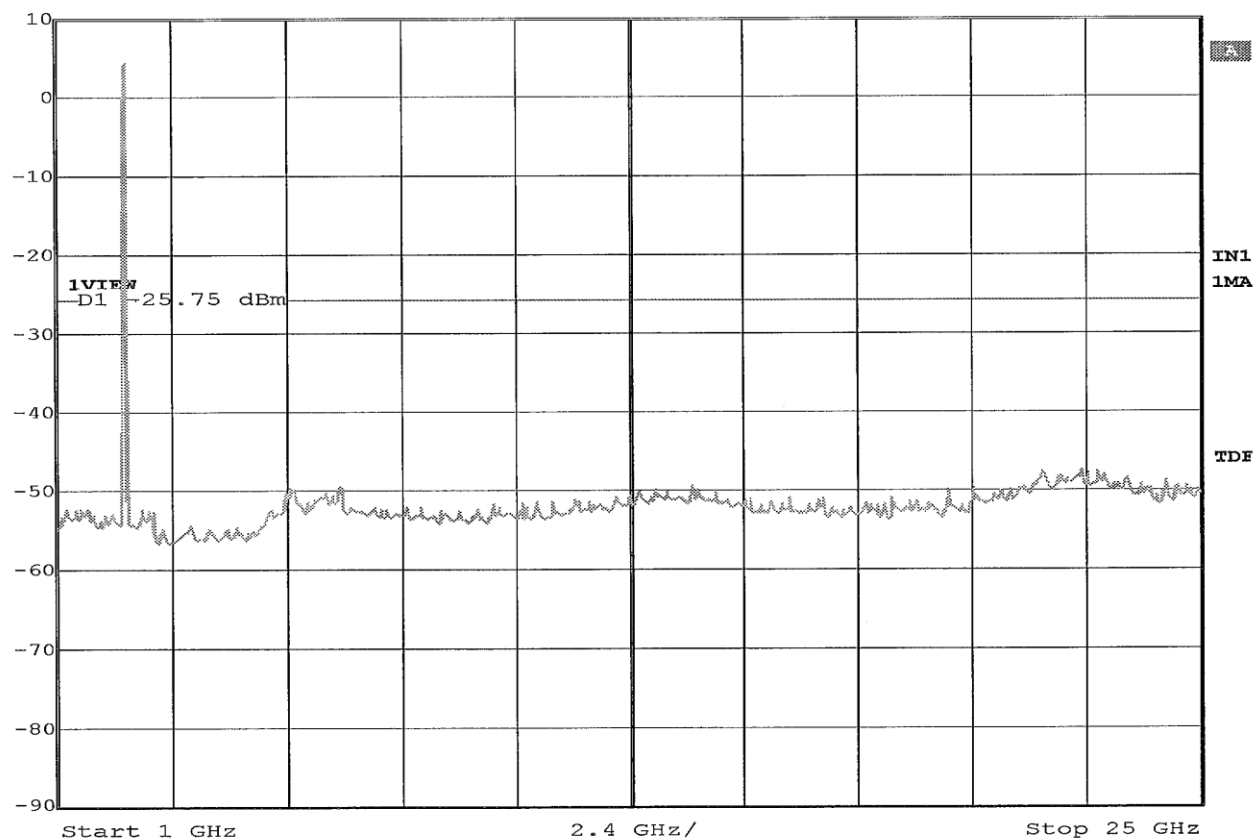
EMISSIONS TEST DATA SHEET

Method:	Conducted Out of Band
Test Specification:	FCC Part 15, Subpart C Paragraph: 15.247 (d)
Job Number:	R-6584H-3
Customer:	Immedia Semiconductor, LLC.
Test Sample:	Blink Doorbell Camera
Model Number:	BDM00200U
Serial Number:	G8T1-SJ00-1273-00DW
Operating Mode:	Transmitting modulated signal (OFDM) at 2437 MHz
Technician:	M. Seamans
Date(s):	July 22 nd , 2021
Temp/ Relative Humidity:	22.5 °C / 57.4 %
Notes:	Limit: -25.77 dBm



Ref Lvl
10 dBm

RBW 100 kHz RF Att 30 dB
VBW 300 kHz
SWT 6 s Unit dBm



1GHz to 25GHz



Retlif Testing Laboratories

Report No. R-6584H-3

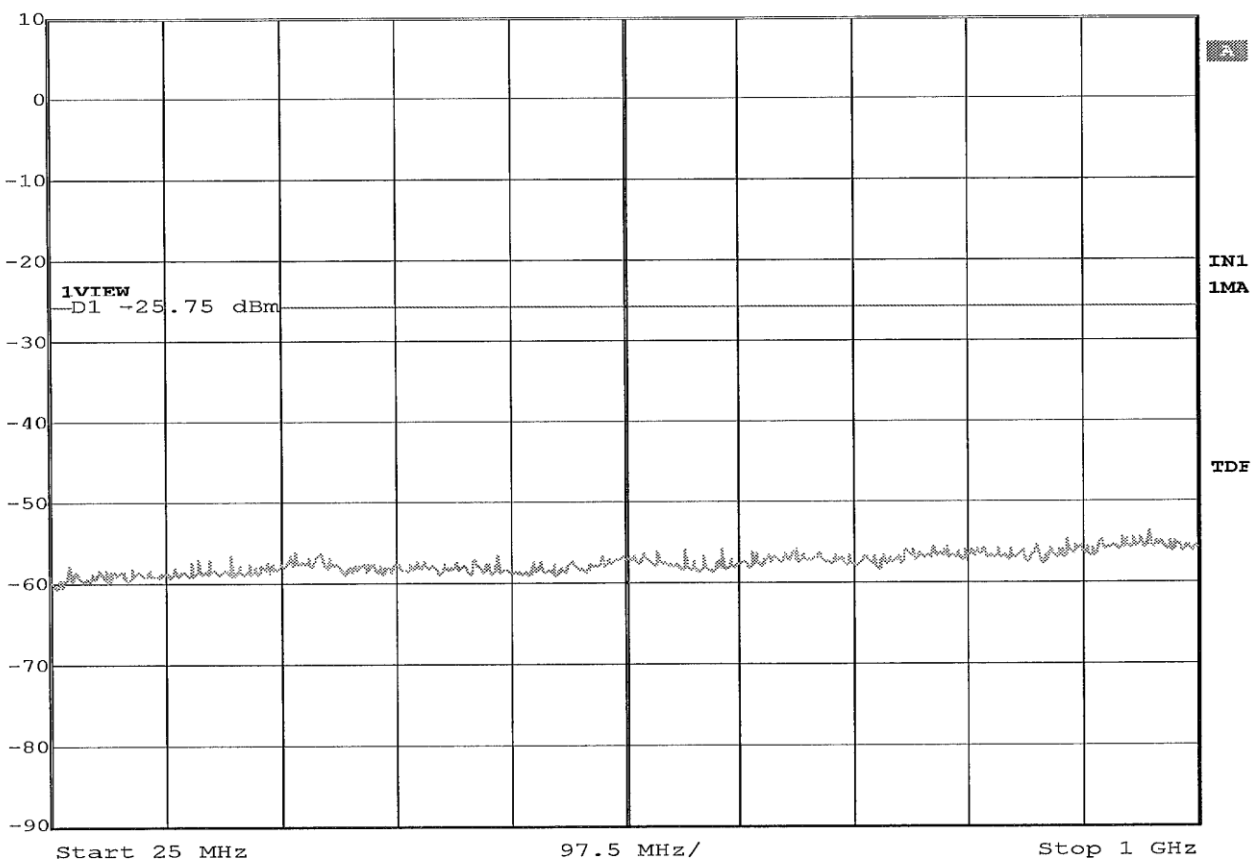
EMISSIONS TEST DATA SHEET

Method:	Conducted Out of Band
Test Specification:	FCC Part 15, Subpart C Paragraph: 15.247 (d)
Job Number:	R-6584H-3
Customer:	Immedia Semiconductor, LLC.
Test Sample:	Blink Doorbell Camera
Model Number:	BDM00200U
Serial Number:	G8T1-SJ00-1273-00DW
Operating Mode:	Transmitting modulated signal (OFDM) at 2462 MHz
Technician:	M. Seamans
Date(s):	July 22 nd , 2021
Temp/ Relative Humidity:	22.5 °C / 57.4 %
Notes:	Limit: -25.77 dBm



Ref Lvl
10 dBm

RBW 100 kHz RF Att 30 dB
VBW 300 kHz
SWT 245 ms Unit dBm



30MHz to 1GHz

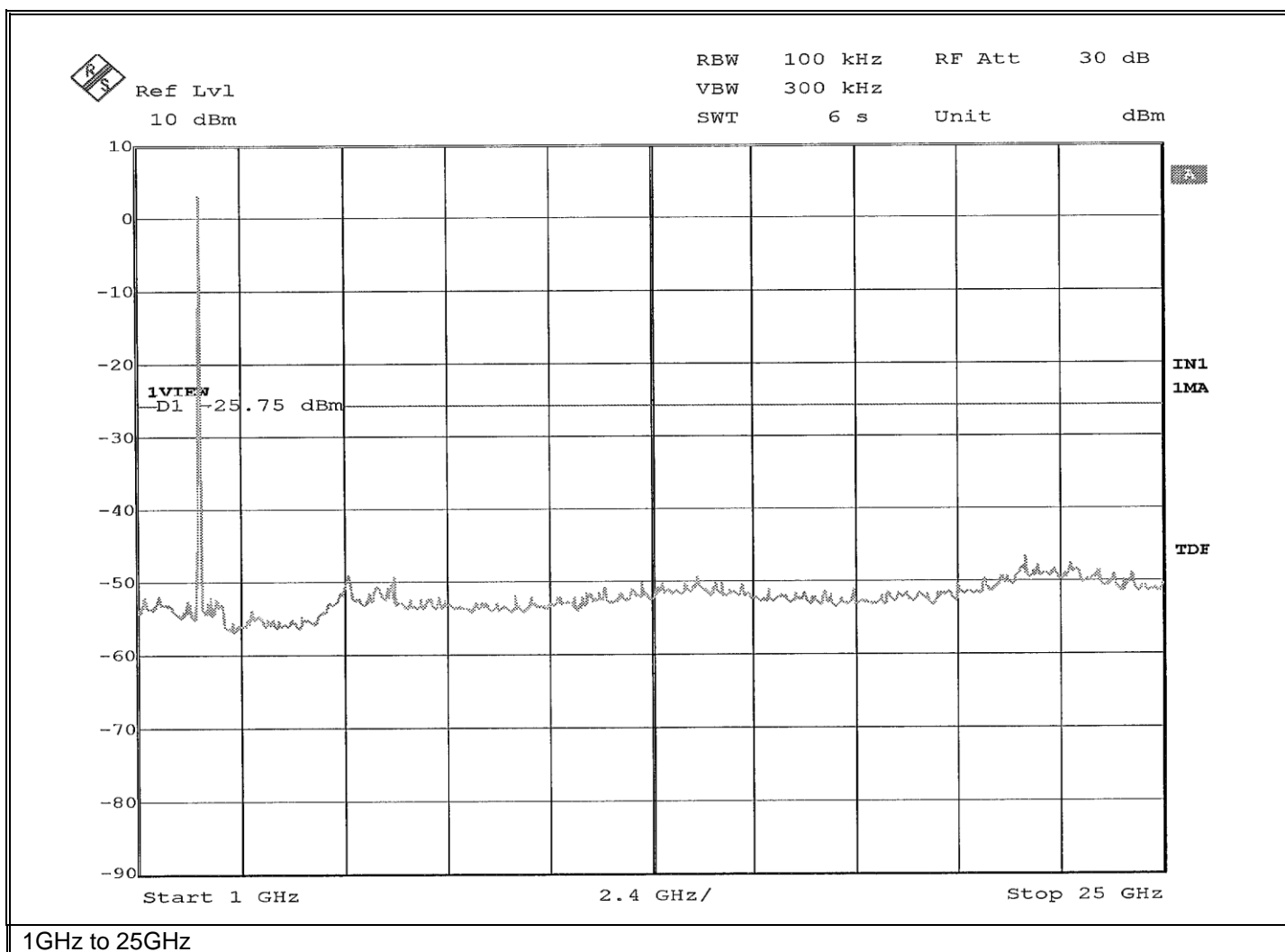


Retlif Testing Laboratories

Report No. R-6584H-3

EMISSIONS TEST DATA SHEET

Method:	Conducted Out of Band
Test Specification:	FCC Part 15, Subpart C Paragraph: 15.247 (d)
Job Number:	R-6584H-3
Customer:	Immedia Semiconductor, LLC.
Test Sample:	Blink Doorbell Camera
Model Number:	BDM00200U
Serial Number:	G8T1-SJ00-1273-00DW
Operating Mode:	Transmitting modulated signal (OFDM) at 2462 MHz
Technician:	M. Seamans
Date(s):	July 22 nd , 2021
Temp/ Relative Humidity:	22.5 °C / 57.4 %
Notes:	Limit: -25.77 dBm

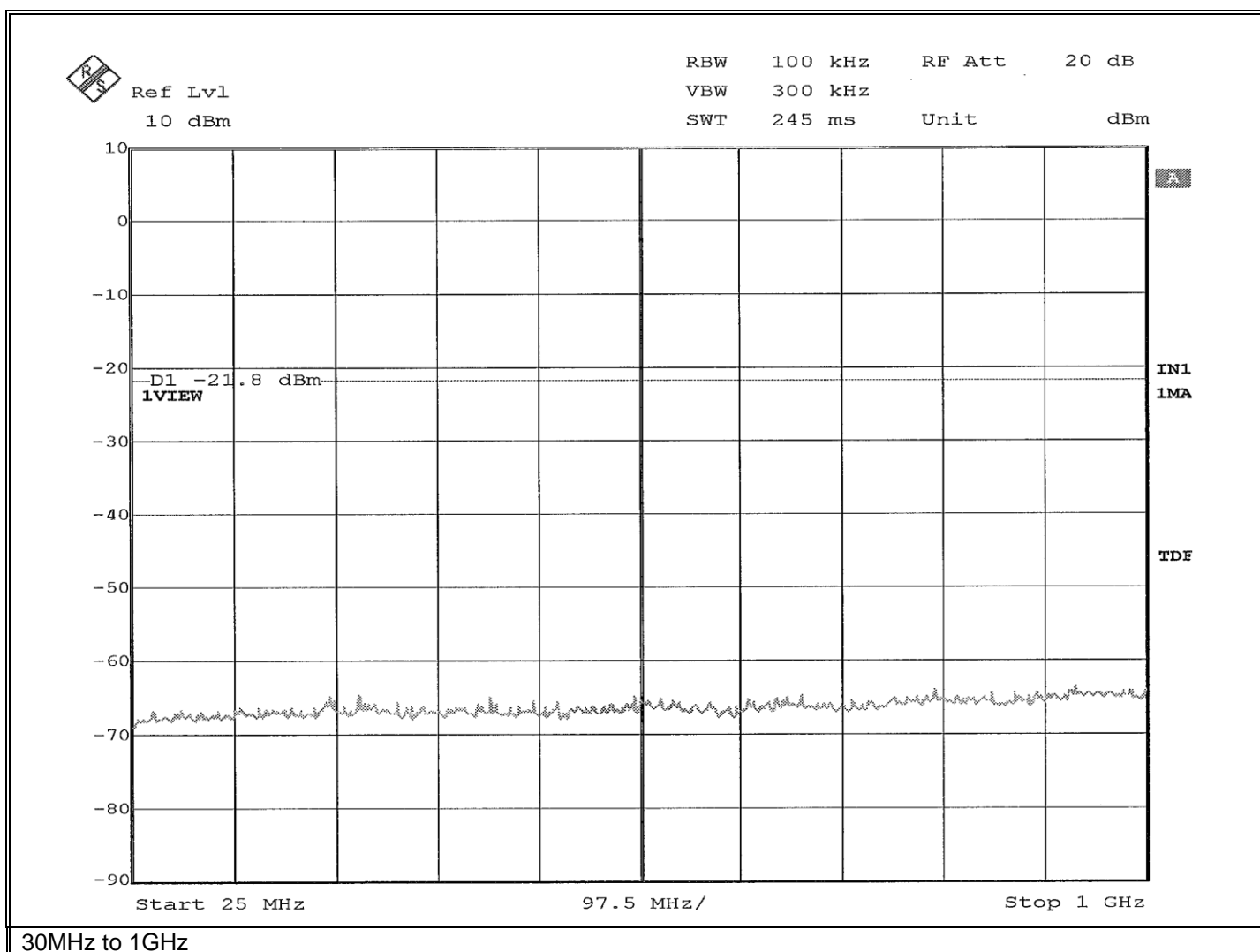


Retlif Testing Laboratories

Report No. R-6584H-3

EMISSIONS TEST DATA SHEET

Method:	Conducted Out of Band
Test Specification:	FCC Part 15, Subpart C Paragraph: 15.247 (d)
Job Number:	R-6584H-3
Customer:	Immedia Semiconductor, LLC.
Test Sample:	Blink Doorbell Camera
Model Number:	BDM00200U
Serial Number:	G8T1-SJ00-1273-00DW
Operating Mode:	Transmitting modulated signal (DSSS) at 2412 MHz
Technician:	M. Seamans
Date(s):	July 22 nd , 2021
Temp/ Relative Humidity:	22.5 °C / 57.4 %
Notes:	Limit: -21.08 dBm

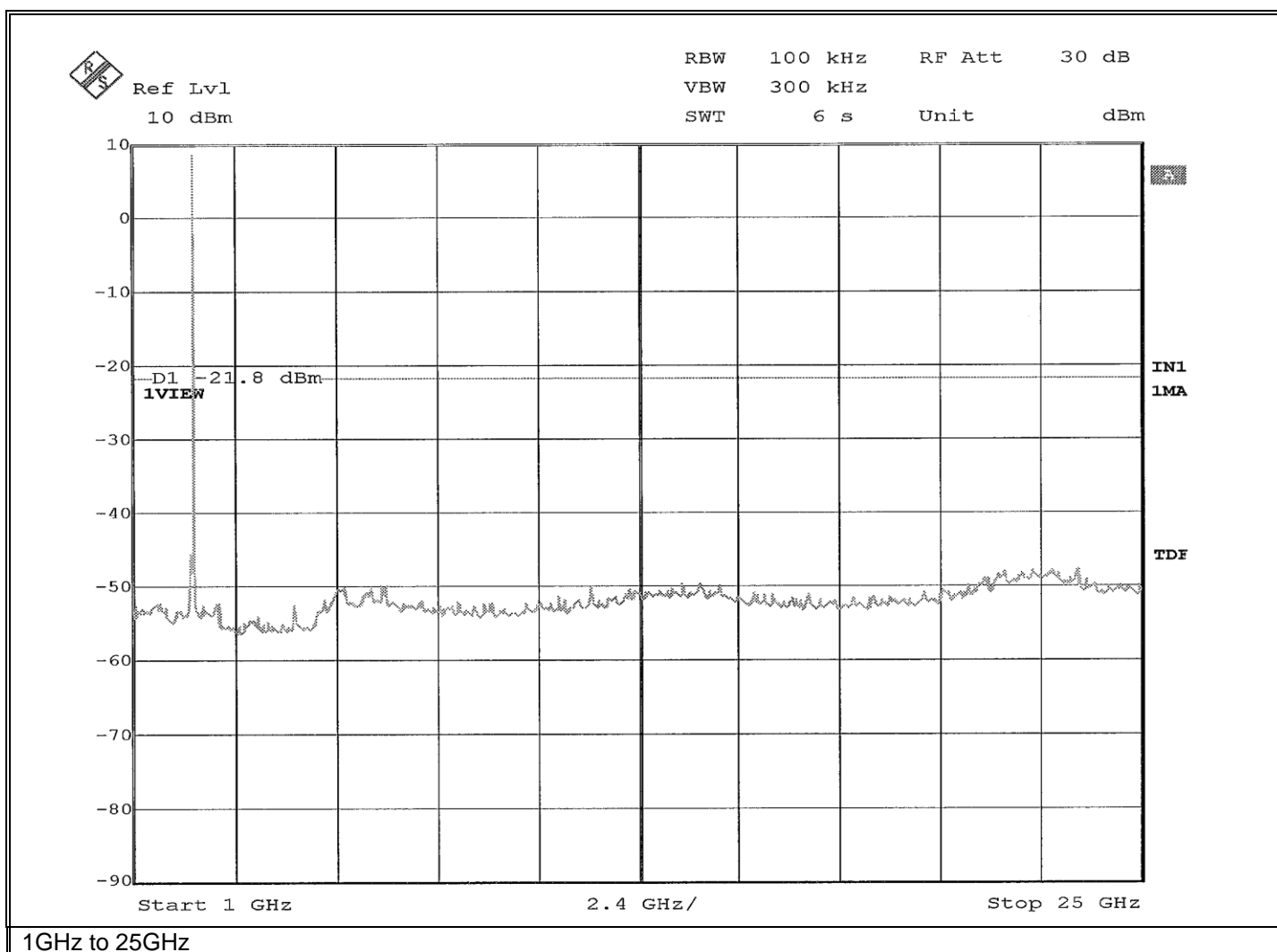


Retlif Testing Laboratories

Report No. R-6584H-3

EMISSIONS TEST DATA SHEET

Method:	Conducted Out of Band
Test Specification:	FCC Part 15, Subpart C Paragraph: 15.247 (d)
Job Number:	R-6584H-3
Customer:	Immedia Semiconductor, LLC.
Test Sample:	Blink Doorbell Camera
Model Number:	BDM00200U
Serial Number:	G8T1-SJ00-1273-00DW
Operating Mode:	Transmitting modulated signal (DSSS) at 2412 MHz
Technician:	M. Seamans
Date(s):	July 22 nd , 2021
Temp/ Relative Humidity:	22.5 °C / 57.4 %
Notes:	Limit: -21.08 dBm



Retlif Testing Laboratories

Report No. R-6584H-3

EMISSIONS TEST DATA SHEET	
Method:	Conducted Out of Band
Test Specification:	FCC Part 15, Subpart C Paragraph: 15.247 (d)
Job Number:	R-6584H-3
Customer:	Immedia Semiconductor, LLC.
Test Sample:	Blink Doorbell Camera
Model Number:	BDM00200U
Serial Number:	G8T1-SJ00-1273-00DW
Operating Mode:	Transmitting modulated signal (DSSS) at 2437 MHz
Technician:	M. Seamans
Date(s):	July 22 nd , 2021
Temp/ Relative Humidity:	22.5 °C / 57.4 %
Notes:	Limit: -21.08 dBm



Report No. R-6584H-3