



PHOTOGRAPHS OF TEST SETUP 1

Test mode No.: ZBDongle-P ZBDongle-P(CP2102N-A02-GQFN28R)



Radiated spurious emission Test Setup-1(Below 1GHz)



Radiated spurious emission Test Setup-2(Above 1GHz)




Radiated spurious emission Test Setup-3(Above 1GHz)
There are absorbing materials under the ground.




Conducted Emissions Test Setup

PHOTOGRAPHS OF TEST SETUP 2

Test mode No.: ZBDongle-P ZBDongle-P(CP2102N-A02-GQFN24R)



Radiated spurious emission Test Setup-1(Below 1GHz)



Radiated spurious emission Test Setup-2(Above 1GHz)



Radiated spurious emission Test Setup-3(Above 1GHz)
There are absorbing materials under the ground.



Conducted Emissions Test Setup