





APPENDIX B: TEST SETUP PHOTOGRAPHS

FCC ID: ZNFF100VM	 PCTEST <small>Proud to be part of element</small> PART 2 RF EXPOSURE EVALUATION REPORT 	Approved by: Quality Manager
Test Dates: 08/12/2020 - 09/15/2020	DUT Type: Portable Handset	APPENDIX B: Page 1 of 6






Test Setup Photo 1 – Conducted Test Setup (Figure 6-1a)

FCC ID: ZNFF100VM	 PART 2 RF EXPOSURE EVALUATION REPORT 	Approved by: Quality Manager
Test Dates: 08/12/2020 - 09/15/2020	DUT Type: Portable Handset	APPENDIX B: Page 2 of 6






Test Setup Photo 2 – Conducted Test Setup (Figure 6-1b)

FCC ID: ZNFF100VM	 PART 2 RF EXPOSURE EVALUATION REPORT 	Approved by: Quality Manager
Test Dates: 08/12/2020 - 09/15/2020	DUT Type: Portable Handset	APPENDIX B: Page 3 of 6






Test Setup Photo 3 – Conducted Test Setup (Figure 6-1c)

FCC ID: ZNFF100VM	 PART 2 RF EXPOSURE EVALUATION REPORT 	Approved by: Quality Manager
Test Dates: 08/12/2020 - 09/15/2020	DUT Type: Portable Handset	APPENDIX B: Page 4 of 6




Test Setup Photo 4 – Power Density Setup (Figure 7-2)

FCC ID: ZNFF100VM	 PART 2 RF EXPOSURE EVALUATION REPORT 	Approved by: Quality Manager
Test Dates: 08/12/2020 - 09/15/2020	DUT Type: Portable Handset	APPENDIX B: Page 5 of 6



Test Setup Photo 5 – Radiated Power Measurement Setup (Figure 7-1)

FCC ID: ZNFF100VM	 PART 2 RF EXPOSURE EVALUATION REPORT 	Approved by: Quality Manager
Test Dates: 08/12/2020 - 09/15/2020	DUT Type: Portable Handset	APPENDIX B: Page 6 of 6