



*Maximum Peak Output Power Measurement Setup*




*Conducted Emissions at Antenna Terminal Setup*



*AC Conducted Emissions Measurement  
(Front View)  
Setup*



*AC Conducted Emissions Measurement  
(Rear View)  
Setup*




***Radiated Emissions Measurement  
(30-1000 MHz) (Front View)  
Setup***





***Radiated Emissions Measurement  
(30-1000 MHz) (Rear View)  
Setup***



***Radiated Emissions Measurement  
(1-26.5 GHz) (Front View)  
Setup***



***Radiated Emissions Measurement  
(1-26.5 GHz) (Rear View)  
Setup***