

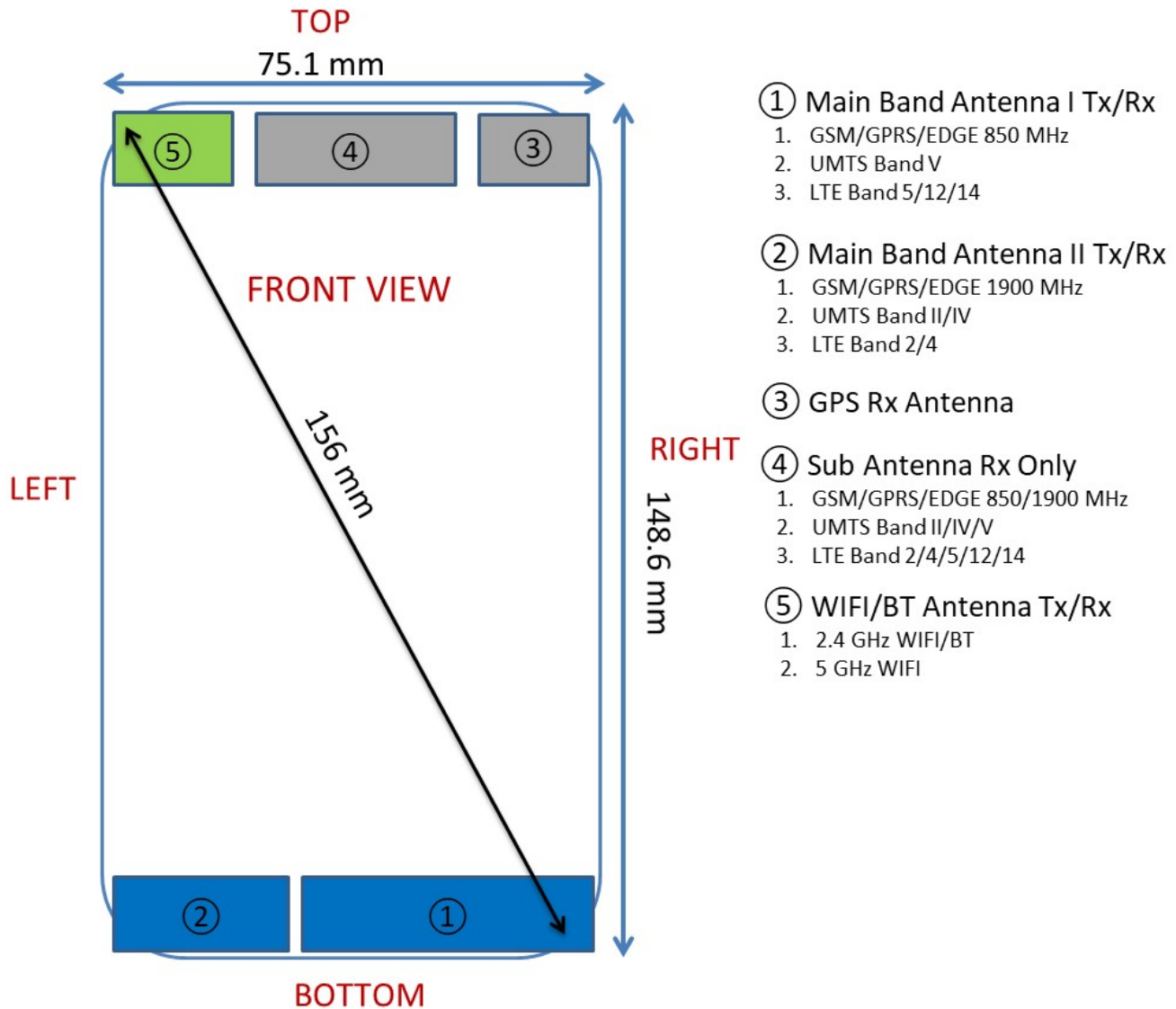




APPENDIX F: DUT ANTENNA DIAGRAM & SAR TEST SETUP PHOTOGRAPHS

FCC ID: ZNFX410CS	 PCTEST ENGINEERING LABORATORY, INC.	SAR EVALUATION REPORT		Approved by: Quality Manager
Test Dates: 04/28/18 - 05/07/18	DUT Type: Portable Handset			APPENDIX F: Page 1 of 8




Note: Exact antenna dimensions and separation distances are shown in the Technical Descriptions in the FCC Filing.

**Figure F-1
DUT Antenna Locations**



FCC ID: ZNFX410CS		SAR EVALUATION REPORT		Approved by: Quality Manager
Test Dates: 04/28/18 - 05/07/18	DUT Type: Portable Handset			APPENDIX F: Page 2 of 8




SAR Test Setup Photo 1 – Right Cheek




SAR Test Setup Photo 2 – Right Tilt



FCC ID: ZNFX410CS	 PCTEST ENGINEERING LABORATORY, INC.	SAR EVALUATION REPORT	 LG	Approved by: Quality Manager
Test Dates: 04/28/18 - 05/07/18	DUT Type: Portable Handset			APPENDIX F: Page 3 of 8




SAR Test Setup Photo 3 – Left Cheek




SAR Test Setup Photo 4 – Left Tilt



FCC ID: ZNFX410CS	 PCTEST ENGINEERING LABORATORY, INC.	SAR EVALUATION REPORT	 LG	Approved by: Quality Manager
Test Dates: 04/28/18 - 05/07/18	DUT Type: Portable Handset			APPENDIX F: Page 4 of 8



SAR Test Setup Photo 5 – Back Side at 10 mm




SAR Test Setup Photo 6 – Front Side at 10 mm



FCC ID: ZNFX410CS	 PCTEST ENGINEERING LABORATORY, INC.	SAR EVALUATION REPORT	 LG	Approved by: Quality Manager
Test Dates: 04/28/18 - 05/07/18	DUT Type: Portable Handset			APPENDIX F: Page 5 of 8



SAR Test Setup Photo 7 – Top Edge at 10 mm




SAR Test Setup Photo 8 – Bottom Edge at 10 mm



FCC ID: ZNFX410CS	 PCTEST ENGINEERING LABORATORY, INC.	SAR EVALUATION REPORT	 LG	Approved by: Quality Manager
Test Dates: 04/28/18 - 05/07/18	DUT Type: Portable Handset			APPENDIX F: Page 6 of 8



SAR Test Setup Photo 9 – Right Edge at 10 mm





SAR Test Setup Photo 10 – Left Edge at 10 mm

FCC ID: ZNFX410CS	 PCTEST ENGINEERING LABORATORY, INC.	SAR EVALUATION REPORT	 LG	Approved by: Quality Manager
Test Dates: 04/28/18 - 05/07/18	DUT Type: Portable Handset			APPENDIX F: Page 7 of 8



SAR Test Setup Photo 11 – Horizontal and Vertical Reference Lines

FCC ID: ZNFX410CS		SAR EVALUATION REPORT		Approved by: Quality Manager
Test Dates: 04/28/18 - 05/07/18	DUT Type: Portable Handset			APPENDIX F: Page 8 of 8