

# FCC SAR Test Report

Report No. : W7L-P21100002SA02

Applicant : Honeywell International Inc  
Honeywell Safety and Productivity Solutions

Address : 9680 Old Bailes Road, Fort Mill, SC 29707 United States

Manufacturer : Honeywell International Inc  
Honeywell Safety and Productivity Solutions

Address : 9680 Old Bailes Road, Fort Mill, SC 29707 United States

Product : Mobile Computer

FCC ID : HD5-CT45PX0NG

Brand : Honeywell

Model No. : CT45P-X0N

Standards : FCC 47 CFR Part 2 (2.1093) / IEEE C95.1:1992 / IEEE 1528:2013  
KDB 865664 D01 v01r04 / KDB 865664 D02 v01r02 / KDB 248227 D01 v02r02  
KDB 447498 D01 v06 / KDB 648474 D04 v01r03

Sample Received Date : Oct. 25, 2021

Date of Testing : Nov. 22, 2021 ~ Nov. 24, 2021

FCC Designation No. : CN1171

**CERTIFICATION:** The above equipment have been tested by **BV 7LAYERS COMMUNICATIONS TECHNOLOGY (SHENZHEN) CO. LTD.**, and found compliance with the requirement of the above standards. The test record, data evaluation & Equipment Under Test (EUT) configurations represented herein are true and accurate accounts of the measurements of the sample's SAR characteristics under the conditions specified in this report. It should not be reproduced except in full, without the written approval of our laboratory. The client should not use it to claim product certification, approval, or endorsement by A2LA or any government agencies.

Prepared By :

Jerry Chen / Engineer



Approved By :

Luke Lu / Manager

This report is governed by, and incorporates by reference, CPS Conditions of Service as posted at the date of issuance of this report at <http://www.bureauveritas.com/home/about-us/our-business/cps/about-us/terms-conditions> and is intended for your exclusive use. Any copying or replication of this report to or for any other person or entity, or use of our name or trademark, is permitted only with our prior written permission. This report sets forth our findings solely with respect to the test samples identified herein. The results set forth in this report are not indicative or representative of the quality or characteristics of the lot from which a test sample was taken or any similar or identical product unless specifically and expressly noted. Our report includes all of the tests requested by you and the results thereof based upon the information that you provided to us. Measurement uncertainty is only provided upon request for accredited tests. You have 60 days from date of issuance of this report to notify us of any material error or omission caused by our negligence or if you require measurement uncertainty; provided, however, that such notice shall be in writing and shall specifically address the issue you wish to raise. A failure to raise such issue within the prescribed time shall constitute your unqualified acceptance of the completeness of this report, the tests conducted and the correctness of the report contents.

## Table of Contents

|  |           |
|--|-----------|
| <b>Release Control Record .....</b>  | <b>3</b>  |
| <b>1. Summary of Maximum SAR Value .....</b>   | <b>4</b>  |
| <b>2. Description of Equipment Under Test .....</b>  | <b>5</b>  |
| <b>3. SAR Measurement System .....</b>   | <b>6</b>  |
| 3.1 Definition of Specific Absorption Rate (SAR) .....                                       | 6         |
| 3.2 SPEAG DASY System .....  | 6         |
| 3.2.1 Robot.....   | 7         |
| 3.2.2 Probes.....  | 8         |
| 3.2.3 Data Acquisition Electronics (DAE) .....   | 8         |
| 3.2.4 Phantoms .....   | 9         |
| 3.2.5 Device Holder.....   | 10        |
| 3.2.6 System Validation Dipoles.....   | 10        |
| 3.2.7 Tissue Simulating Liquids.....   | 11        |
| 3.3 SAR System Verification .....  | 13        |
| 3.4 SAR Measurement Procedure .....  | 14        |
| 3.4.1 Area & Zoom Scan Procedure .....   | 14        |
| 3.4.2 Volume Scan Procedure.....   | 14        |
| 3.4.3 Power Drift Monitoring.....  | 15        |
| 3.4.4 Spatial Peak SAR Evaluation .....  | 15        |
| 3.4.5 SAR Averaged Methods .....   | 15        |
| <b>4. SAR Measurement Evaluation .....</b>   | <b>16</b> |
| 4.1 EUT Configuration and Setting.....   | 16        |
| 4.2 EUT Testing Position .....   | 18        |
| 4.2.1 Head Exposure Conditions.....  | 18        |
| 4.2.2 Body-worn Accessory Exposure Conditions .....  | 20        |
| 4.2.3 Extremity Exposure Conditions .....  | 21        |
| 4.3 Tissue Verification .....  | 22        |
| 4.4 System Verification.....   | 22        |
| 4.5 Maximum Output Power.....  | 23        |
| 4.5.1 Maximum Conducted Power .....  | 23        |
| 4.5.2 Measured Conducted Power Result.....   | 25        |
| 4.6 SAR Testing Results .....  | 27        |
| 4.6.1 SAR Test Reduction Considerations .....  | 27        |
| 4.6.2 SAR Results for Head Exposure Condition .....  | 28        |
| 4.6.3 SAR Results for Body-worn Exposure Condition (Separation Distance is 1.0 cm Gap) ..... | 30        |
| 4.6.4 SAR Results for Extremity Exposure Condition (Separation Distance is 0 cm Gap) .....   | 31        |
| 4.6.5 SAR Measurement Variability .....  | 34        |
| 4.6.6 Simultaneous Multi-band Transmission Evaluation .....                                  | 35        |
| <b>5. Calibration of Test Equipment.....</b>   | <b>36</b> |
| <b>6. Measurement Uncertainty .....</b>  | <b>37</b> |
| <b>7. Information on the Testing Laboratories .....</b>                                      | <b>39</b> |

Appendix A. SAR Plots of System Verification

Appendix B. SAR Plots of SAR Measurement

Appendix C. Calibration Certificate for Probe and Dipole

Appendix D. Photographs of EUT and Setup

## Release Control Record

| Report No.        | Reason for Change | Date Issued   |
|-------------------|-------------------|---------------|
| W7L-P21100002SA02 | Initial release   | Dec. 13, 2021 |
|                   |                   |               |
|                   |                   |               |
|                   |                   |               |
|                   |                   |               |
|                   |                   |               |
|                   |                   |               |
|                   |                   |               |
|                   |                   |               |
|                   |                   |               |
|                   |                   |               |
|                   |                   |               |
|                   |                   |               |
|                   |                   |               |
|                   |                   |               |
|                   |                   |               |

# FCC SAR Test Report

## 1. Summary of Maximum SAR Value

| Equipment Class                       | Mode      | Highest Reported Head SAR <sub>1g</sub> (W/kg) | Highest Reported Body-worn SAR <sub>1g</sub> (1.0 cm Gap) (W/kg) | Highest Reported Extremity SAR <sub>10g</sub> (0 cm Gap) (W/kg) |
|---------------------------------------|-----------|--|--|---|
| DTS                                   | 2.4G WLAN | 1.20   | 0.26   | 0.67  |
| NII                                   | 5.2G WLAN | N/A  | N/A  | N/A   |
|                                       | 5.3G WLAN | 1.17   | 0.65   | 0.92  |
|                                       | 5.6G WLAN | 1.12   | 0.59   | 0.73  |
|                                       | 5.8G WLAN | 1.29   | 0.41   | 0.52  |
| DSS                                   | Bluetooth | 0.05   | 0.02   | 0.03  |
| Highest Simultaneous Transmission SAR |           | Head SAR <sub>1g</sub> (W/kg)                  | Body-worn SAR <sub>1g</sub> (W/kg)                               | Extremity SAR <sub>10g</sub> (W/kg)                             |
|                                       |           | 1.31   | 0.66   | 0.95  |

### Note:

- The SAR limit (**Head & Body: SAR<sub>1g</sub> 1.6 W/kg, Extremity: SAR<sub>10g</sub> 4.0 W/kg**) for general population / uncontrolled exposure is specified in FCC 47 CFR part 2 (2.1093) and ANSI/IEEE C95.1-1992.

## FCC SAR Test Report

### 2. Description of Equipment Under Test

|  |  |
|--|--|
| <b>EUT Type</b>  | Mobile Computer  |
| <b>FCC ID</b>  | HD5-CT45PX0NG  |
| <b>Brand Name</b>                                      | Honeywell  |
| <b>Model Name</b>                                      | CT45P-X0N  |
| <b>HW Version</b>                                      | V1.0   |
| <b>SW Version</b>                                      | OS.11.001  |
| <b>Tx Frequency Bands<br/>(Unit: MHz)</b>              | WLAN : 2412 ~ 2462, 5180 ~ 5240, 5260 ~ 5320, 5500 ~ 5720, 5745 ~ 5825<br>Bluetooth : 2402 ~ 2480<br>NFC : 13.56     |
| <b>Uplink Modulations</b>                              | 802.11b : DSSS<br>802.11a/g/n/ac : OFDM<br>802.11ax : OFDMA<br>Bluetooth : GFSK, $\pi/4$ -DQPSK, 8-DPSK<br>NFC : ASK |
| <b>Maximum Tune-up Conducted Power<br/>(Unit: dBm)</b> | Please refer to section 4.5.1 of this report.  |
| <b>Antenna Type</b>                                    | WLAN/BT: PIFA Antenna  |
| <b>EUT Stage</b>                                       | Identical Prototype  |

#### Note:

- The above EUT information is declared by manufacturer and for more detailed features description please refers to the manufacturer's specifications or User's Manual.
- This product includes the following four SKU which hardware is exactly same, the difference is described as following, Sample 1 was full test, sample 2 verify the worst case;

| SAMPLE | EUT CONFIGURATION INFORMATION                             |
|--------|---|
| 1      | SKU ID : CT45P-X0N-37D100G, Assembled with Scanner: S0703 |
| 2      | SKU ID : CT45P-X0N-38D100G, Assembled with Scanner: N6803 |

#### List of Accessory:

|                |                     |                   |
|----------------|---------------------|-------------------|
| <b>Battery</b> | <b>Brand Name</b>   | Honeywell         |
|                | <b>Model Name</b>   | CT50-BTSC         |
|                | <b>Power Rating</b> | 3.85 Vdc, 4020mAh |
|                | <b>Type</b>         | Li-ion            |

### 3. SAR Measurement System

#### 3.1 Definition of Specific Absorption Rate (SAR)

SAR is related to the rate at which energy is absorbed per unit mass in an object exposed to a radio field. The SAR distribution in a biological body is complicated and is usually carried out by experimental techniques or numerical modeling. The standard recommends limits for two tiers of groups, occupational/controlled and general population/uncontrolled, based on a person's awareness and ability to exercise control over his or her exposure. In general, occupational/controlled exposure limits are higher than the limits for general population/uncontrolled.

The SAR definition is the time derivative (rate) of the incremental energy (dW) absorbed by (dissipated in) an incremental mass (dm) contained in a volume element (dv) of a given density ( $\rho$ ). The equation description is as below:

$$SAR = \frac{d}{dt} \left( \frac{dW}{dm} \right) = \frac{d}{dt} \left( \frac{dW}{\rho dv} \right)$$

SAR is expressed in units of Watts per kilogram (W/kg)

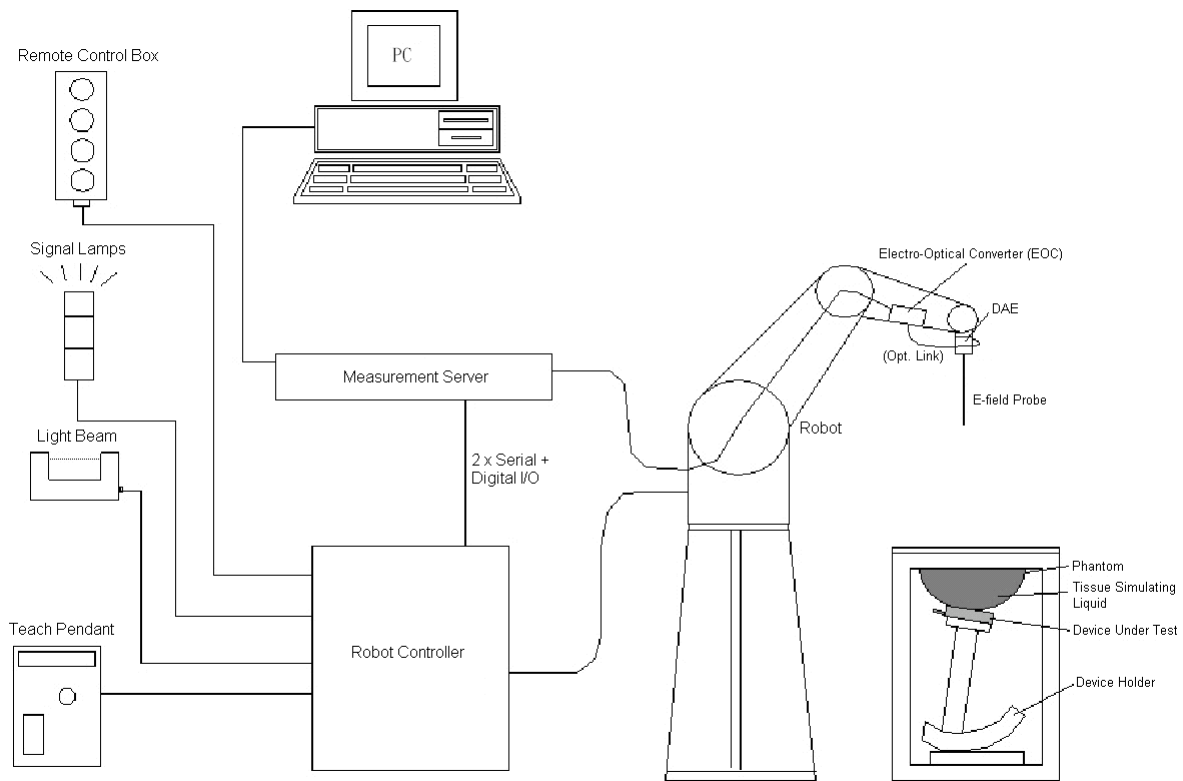
SAR measurement can be related to the electrical field in the tissue by

$$SAR = \frac{\sigma |E|^2}{\rho}$$

Where:  $\sigma$  is the conductivity of the tissue,  $\rho$  is the mass density of the tissue and E is the RMS electrical field strength.

#### 3.2 SPEAG DASY System

DASY system consists of high precision robot, probe alignment sensor, phantom, robot controller, controlled measurement server and near-field probe. The robot includes six axes that can move to the precision position of the DASY5 software defined. The DASY software can define the area that is detected by the probe. The robot is connected to controlled box. Controlled measurement server is connected to the controlled robot box. The DAE includes amplifier, signal multiplexing, AD converter, offset measurement and surface detection. It is connected to the Electro-optical coupler (ECO). The ECO performs the conversion from the optical into digital electric signal of the DAE and transfers data to the PC.



**Fig-3.1 DASY System Setup**

## 3.2.1 Robot

The DASY system uses the high precision robots from Stäubli SA (France). For the 6-axis controller system, the robot controller version (DASY5: CS8c) from Stäubli is used. The Stäubli robot series have many features that are important for our application:

- High precision (repeatability  $\pm 0.035$  mm)
- High reliability (industrial design)
- Jerk-free straight movements
- Low ELF interference (the closed metallic construction shields against motor control fields)





**Fig-3.2 DASY5**

## FCC SAR Test Report


### 3.2.2 Probes

The SAR measurement is conducted with the dosimetric probe. The probe is specially designed and calibrated for use in liquid with high permittivity. The dosimetric probe has special calibration in liquid at different frequency.

|                      |  |   |
|----------------------|--|---|
| <b>Model</b>         | EX3DV4   |  |
| <b>Construction</b>  | Symmetrical design with triangular core. Built-in shielding against static charges. PEEK enclosure material (resistant to organic solvents, e.g., DGBE). |   |
| <b>Frequency</b>     | 10 MHz to 6 GHz<br>Linearity: $\pm 0.2$ dB   |   |
| <b>Directivity</b>   | $\pm 0.3$ dB in HSL (rotation around probe axis)<br>$\pm 0.5$ dB in tissue material (rotation normal to probe axis)                                      |   |
| <b>Dynamic Range</b> | 10 $\mu$ W/g to 100 mW/g<br>Linearity: $\pm 0.2$ dB (noise: typically $< 1$ $\mu$ W/g)   |   |
| <b>Dimensions</b>    | Overall length: 337 mm (Tip: 20 mm)<br>Tip diameter: 2.5 mm (Body: 12 mm)<br>Typical distance from probe tip to dipole centers: 1 mm                     |   |

|                      |   |  |
|----------------------|---|--|
| <b>Model</b>         | ES3DV3  |  |
| <b>Construction</b>  | Symmetrical design with triangular core. Interleaved sensors. Built-in shielding against static charges. PEEK enclosure material (resistant to organic solvents, e.g., DGBE). |  |
| <b>Frequency</b>     | 10 MHz to 4 GHz<br>Linearity: $\pm 0.2$ dB  |  |
| <b>Directivity</b>   | $\pm 0.2$ dB in HSL (rotation around probe axis)<br>$\pm 0.3$ dB in tissue material (rotation normal to probe axis)   |  |
| <b>Dynamic Range</b> | 5 $\mu$ W/g to 100 mW/g<br>Linearity: $\pm 0.2$ dB  |  |
| <b>Dimensions</b>    | Overall length: 337 mm (Tip: 20 mm)<br>Tip diameter: 3.9 mm (Body: 12 mm)<br>Distance from probe tip to dipole centers: 2.0 mm  |  |


### 3.2.3 Data Acquisition Electronics (DAE)


|                             |   |   |
|-----------------------------|---|---|
| <b>Model</b>                | DAE3, DAE4  |  |
| <b>Construction</b>         | Signal amplifier, multiplexer, A/D converter and control logic. Serial optical link for communication with DASY embedded system (fully remote controlled). Two step probe touch detector for mechanical surface detection and emergency robot stop. |   |
| <b>Measurement Range</b>    | -100 to +300 mV (16 bit resolution and two range settings: 4mV, 400mV)  |   |
| <b>Input Offset Voltage</b> | $< 5\mu$ V (with auto zero)   |   |
| <b>Input Bias Current</b>   | $< 50$ fA   |   |
| <b>Dimensions</b>           | 60 x 60 x 68 mm   |   |



## FCC SAR Test Report


### 3.2.4 Phantoms


|                        |   |   |
|------------------------|---|---|
| <b>Model</b>           | Twin SAM  |  |
| <b>Construction</b>    | The shell corresponds to the specifications of the Specific Anthropomorphic Mannequin (SAM) phantom defined in IEEE 1528 and IEC 62209-1. It enables the dosimetric evaluation of left and right hand phone usage as well as body mounted usage at the flat phantom region. A cover prevents evaporation of the liquid. Reference markings on the phantom allow the complete setup of all predefined phantom positions and measurement grids by teaching three points with the robot. |   |
| <b>Material</b>        | Vinylester, glass fiber reinforced (VE-GF)  |   |
| <b>Shell Thickness</b> | $2 \pm 0.2$ mm ( $6 \pm 0.2$ mm at ear point)   |   |
| <b>Dimensions</b>      | Length: 1000 mm<br>Width: 500 mm<br>Height: adjustable feet   |   |
| <b>Filling Volume</b>  | approx. 25 liters   |   |

|                        |   |  |
|------------------------|---|--|
| <b>Model</b>           | ELI   |  |
| <b>Construction</b>    | Phantom for compliance testing of handheld and body-mounted wireless devices in the frequency range of 30 MHz to 6 GHz. ELI is fully compatible with the IEC 62209-2 standard and all known tissue simulating liquids. ELI has been optimized regarding its performance and can be integrated into our standard phantom tables. A cover prevents evaporation of the liquid. Reference markings on the phantom allow installation of the complete setup, including all predefined phantom positions and measurement grids, by teaching three points. The phantom is compatible with all SPEAG dosimetric probes and dipoles. |  |
| <b>Material</b>        | Vinylester, glass fiber reinforced (VE-GF)  |  |
| <b>Shell Thickness</b> | $2.0 \pm 0.2$ mm (bottom plate)   |  |
| <b>Dimensions</b>      | Major axis: 600 mm<br>Minor axis: 400 mm  |  |
| <b>Filling Volume</b>  | approx. 30 liters   |  |


## FCC SAR Test Report

### 3.2.5 Device Holder

|                     |   |   |
|---------------------|---|---|
| <b>Model</b>        | Mounting Device   |  |
| <b>Construction</b> | In combination with the Twin SAM Phantom or ELI4, the Mounting Device enables the rotation of the mounted transmitter device in spherical coordinates. Rotation point is the ear opening point. Transmitter devices can be easily and accurately positioned according to IEC, IEEE, FCC or other specifications. The device holder can be locked for positioning at different phantom sections (left head, right head, flat). |   |
| <b>Material</b>     | POM   |   |


|                     |   |   |
|---------------------|---|---|
| <b>Model</b>        | Laptop Extensions Kit   |  |
| <b>Construction</b> | Simple but effective and easy-to-use extension for Mounting Device that facilitates the testing of larger devices according to IEC 62209-2 (e.g., laptops, cameras, etc.). It is lightweight and fits easily on the upper part of the Mounting Device in place of the phone positioner. |   |
| <b>Material</b>     | POM, Acrylic glass, Foam  |   |

### 3.2.6 System Validation Dipoles

|                         |  |   |
|-------------------------|--|---|
| <b>Model</b>            | D-Serial   |  |
| <b>Construction</b>     | Symmetrical dipole with 1/4 balun. Enables measurement of feed point impedance with NWA. Matched for use near flat phantoms filled with tissue simulating solutions. |   |
| <b>Frequency</b>        | 750 MHz to 5800 MHz  |   |
| <b>Return Loss</b>      | > 20 dB  |   |
| <b>Power Capability</b> | > 100 W (f < 1GHz), > 40 W (f > 1GHz)  |   |

### 3.2.7 Tissue Simulating Liquids

For SAR measurement of the field distribution inside the phantom, the phantom must be filled with homogeneous tissue simulating liquid to a depth of at least 15 cm. For head SAR testing, the liquid height from the ear reference point (ERP) of the phantom to the liquid top surface is larger than 15 cm. For body SAR testing, the liquid height from the center of the flat phantom to the liquid top surface is larger than 15 cm. The nominal dielectric values of the tissue simulating liquids in the phantom and the tolerance of 5% are listed in Table-3.1.



The dielectric properties of the head tissue simulating liquids are defined in IEEE 1528, and KDB 865664 D01 Appendix A. For the body tissue simulating liquids, the dielectric properties are defined in KDB 865664 D01 Appendix A. The dielectric properties of the tissue simulating liquids were verified prior to the SAR evaluation using a dielectric assessment kit and a network analyzer.

## FCC SAR Test Report

**Table-3.1 Targets of Tissue Simulating Liquid**

| Frequency (MHz) | Target Permittivity | Range of $\pm 5\%$ | Target Conductivity | Range of $\pm 5\%$ |
|-----------------|---------------------|--------------------|---------------------|--------------------|
| <b>For Head</b> |                     |                    |                     |                    |
| 750             | 41.9                | 39.8 ~ 44.0        | 0.89                | 0.85 ~ 0.93        |
| 835             | 41.5                | 39.4 ~ 43.6        | 0.90                | 0.86 ~ 0.95        |
| 900             | 41.5                | 39.4 ~ 43.6        | 0.97                | 0.92 ~ 1.02        |
| 1450            | 40.5                | 38.5 ~ 42.5        | 1.20                | 1.14 ~ 1.26        |
| 1640            | 40.3                | 38.3 ~ 42.3        | 1.29                | 1.23 ~ 1.35        |
| 1750            | 40.1                | 38.1 ~ 42.1        | 1.37                | 1.30 ~ 1.44        |
| 1800            | 40.0                | 38.0 ~ 42.0        | 1.40                | 1.33 ~ 1.47        |
| 1900            | 40.0                | 38.0 ~ 42.0        | 1.40                | 1.33 ~ 1.47        |
| 2000            | 40.0                | 38.0 ~ 42.0        | 1.40                | 1.33 ~ 1.47        |
| 2300            | 39.5                | 37.5 ~ 41.5        | 1.67                | 1.59 ~ 1.75        |
| 2450            | 39.2                | 37.2 ~ 41.2        | 1.80                | 1.71 ~ 1.89        |
| 2600            | 39.0                | 37.1 ~ 41.0        | 1.96                | 1.86 ~ 2.06        |
| 3500            | 37.9                | 36.0 ~ 39.8        | 2.91                | 2.76 ~ 3.06        |
| 5200            | 36.0                | 34.2 ~ 37.8        | 4.66                | 4.43 ~ 4.89        |
| 5300            | 35.9                | 34.1 ~ 37.7        | 4.76                | 4.52 ~ 5.00        |
| 5500            | 35.6                | 33.8 ~ 37.4        | 4.96                | 4.71 ~ 5.21        |
| 5600            | 35.5                | 33.7 ~ 37.3        | 5.07                | 4.82 ~ 5.32        |
| 5800            | 35.3                | 33.5 ~ 37.1        | 5.27                | 5.01 ~ 5.53        |

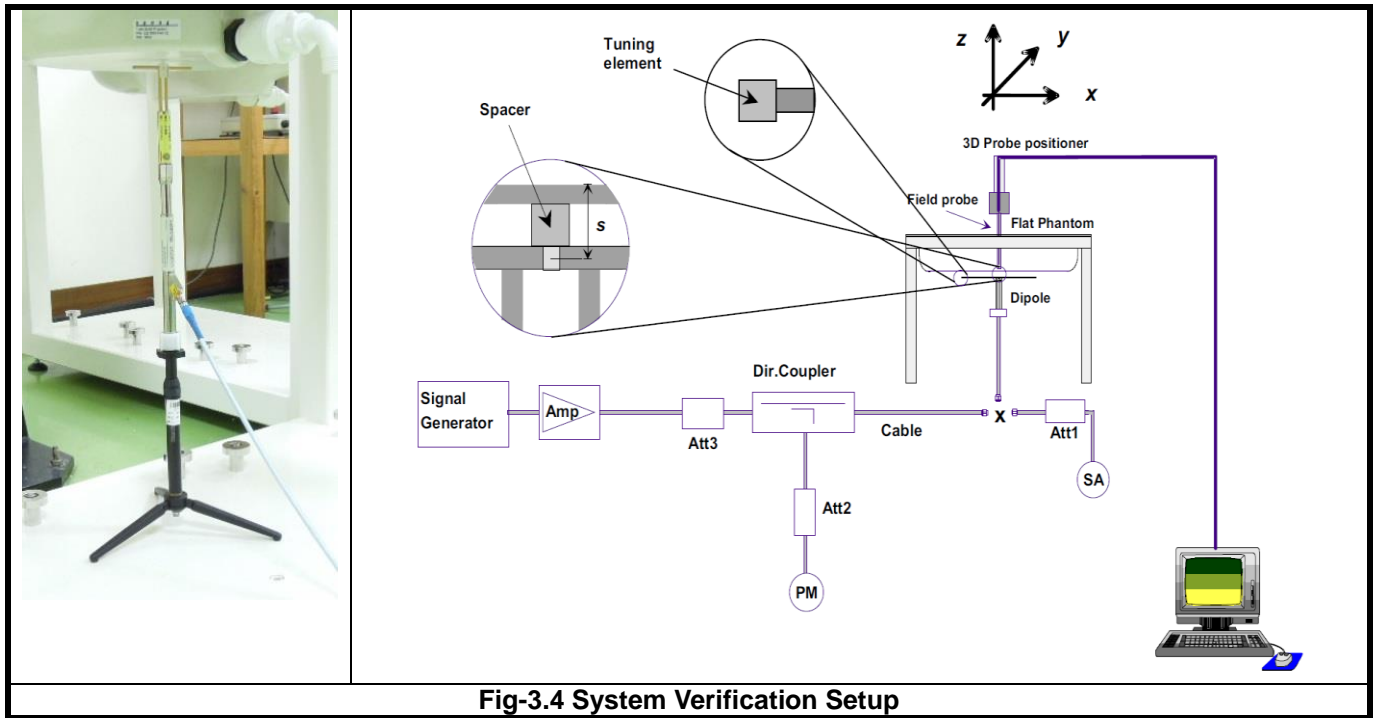
The following table gives the recipes for tissue simulating liquids.

**Table-3.2 Recipes of Tissue Simulating Liquid**

| Tissue Type | Bactericide | DGBE | HEC | NaCl | Sucrose | Triton X-100 | Water | Diethylene Glycol Mono-hexylether |
|-------------|-------------|------|-----|------|---------|--------------|-------|-----------------------------------|
| H750        | 0.2         | -    | 0.2 | 1.5  | 56.0    | -            | 42.1  | -                                 |
| H835        | 0.2         | -    | 0.2 | 1.5  | 57.0    | -            | 41.1  | -                                 |
| H900        | 0.2         | -    | 0.2 | 1.4  | 58.0    | -            | 40.2  | -                                 |
| H1450       | -           | 43.3 | -   | 0.6  | -       | -            | 56.1  | -                                 |
| H1640       | -           | 45.8 | -   | 0.5  | -       | -            | 53.7  | -                                 |
| H1750       | -           | 47.0 | -   | 0.4  | -       | -            | 52.6  | -                                 |
| H1800       | -           | 44.5 | -   | 0.3  | -       | -            | 55.2  | -                                 |
| H1900       | -           | 44.5 | -   | 0.2  | -       | -            | 55.3  | -                                 |
| H2000       | -           | 44.5 | -   | 0.1  | -       | -            | 55.4  | -                                 |
| H2300       | -           | 44.9 | -   | 0.1  | -       | -            | 55.0  | -                                 |
| H2450       | -           | 45.0 | -   | 0.1  | -       | -            | 54.9  | -                                 |
| H2600       | -           | 45.1 | -   | 0.1  | -       | -            | 54.8  | -                                 |
| H3500       | -           | 28.0 | -   | 0.2  | -       | 20.0         | 71.8  | -                                 |
| H5G         | -           | -    | -   | -    | -       | 17.2         | 65.5  | 17.3                              |
| B5G         | -           | -    | -   | -    | -       | 10.7         | 78.6  | 10.7                              |

## 3.3 SAR System Verification

The system check verifies that the system operates within its specifications. It is performed daily or before every SAR measurement. The system check uses normal SAR measurements in the flat section of the phantom with a matched dipole at a specified distance. The system verification setup is shown as below.



**Fig-3.4 System Verification Setup**

The validation dipole is placed beneath the flat phantom with the specific spacer in place. The distance spacer is touch the phantom surface with a light pressure at the reference marking and be oriented parallel to the long side of the phantom. The spectrum analyzer measures the forward power at the location of the system check dipole connector. The signal generator is adjusted for the desired forward power (250 mW is used for 700 MHz to 3 GHz, 100 mW is used for 3.5 GHz to 6 GHz) at the dipole connector and the power meter is read at that level. After connecting the cable to the dipole, the signal generator is readjusted for the same reading at power meter.

After system check testing, the SAR result will be normalized to 1W forward input power and compared with the reference SAR value derived from validation dipole certificate report. The deviation of system check should be within 10 %.

## 3.4 SAR Measurement Procedure

According to the SAR test standard, the recommended procedure for assessing the peak spatial-average SAR value consists of the following steps:

- Power reference measurement
- Area scan
- Zoom scan
- Power drift measurement

The SAR measurement procedures for each of test conditions are as follows:

- Make EUT to transmit maximum output power
- Measure conducted output power through RF cable
- Place the EUT in the specific position of phantom
- Perform SAR testing steps on the DASY system
- Record the SAR value

### 3.4.1 Area & Zoom Scan Procedure

First Area Scan is used to locate the approximate location(s) of the local peak SAR value(s). The measurement grid within an Area Scan is defined by the grid extent, grid step size and grid offset. Next, in order to determine the EM field distribution in a three-dimensional spatial extension, Zoom Scan is required. The Zoom Scan is performed around the highest E-field value to determine the averaged SAR-distribution over 10 g. According to KDB 865664 D01, the resolution for Area and Zoom scan is specified in the table below.

| Items                              | <= 2 GHz | 2-3 GHz  | 3-4 GHz  | 4-5 GHz  | 5-6 GHz  |
|------------------------------------|----------|----------|----------|----------|----------|
| Area Scan ( $\Delta x, \Delta y$ ) | <= 15 mm | <= 12 mm | <= 12 mm | <= 10 mm | <= 10 mm |
| Zoom Scan ( $\Delta x, \Delta y$ ) | <= 8 mm  | <= 5 mm  | <= 5 mm  | <= 4 mm  | <= 4 mm  |
| Zoom Scan ( $\Delta z$ )           | <= 5 mm  | <= 5 mm  | <= 4 mm  | <= 3 mm  | <= 2 mm  |
| Zoom Scan Volume                   | >= 30 mm | >= 30 mm | >= 28 mm | >= 25 mm | >= 22 mm |

#### Note:

When zoom scan is required and report SAR is <= 1.4 W/kg, the zoom scan resolution of  $\Delta x / \Delta y$  (2-3GHz: <= 8 mm, 3-4GHz: <= 7 mm, 4-6GHz: <= 5 mm) may be applied.

### 3.4.2 Volume Scan Procedure

The volume scan is used for assess overlapping SAR distributions for antennas transmitting in different frequency bands. It is equivalent to an oversized zoom scan used in standalone measurements. The measurement volume will be used to enclose all the simultaneous transmitting antennas. For antennas transmitting simultaneously in different frequency bands, the volume scan is measured separately in each frequency band. In order to sum correctly to compute the 1g aggregate SAR, the EUT remain in the same test position for all measurements and all volume scan use the same spatial resolution and grid spacing. When all volume scan were completed, the software, SEMCAD postprocessor can combine and subsequently superpose these measurement data to calculating the multiband SAR.

### 3.4.3 Power Drift Monitoring

All SAR testing is under the EUT install full charged battery and transmit maximum output power. In DASY measurement software, the power reference measurement and power drift measurement procedures are used for monitoring the power drift of EUT during SAR test. Both these procedures measure the field at a specified reference position before and after the SAR testing. The software will calculate the field difference in dB. If the power drift more than 5%, the SAR will be retested.

### 3.4.4 Spatial Peak SAR Evaluation

The procedure for spatial peak SAR evaluation has been implemented according to the test standard. It can be conducted for 1g and 10g, as well as for user-specific masses. The DASY software includes all numerical procedures necessary to evaluate the spatial peak SAR value.

The base for the evaluation is a "cube" measurement. The measured volume must include the 1g and 10g cubes with the highest averaged SAR values. For that purpose, the center of the measured volume is aligned to the interpolated peak SAR value of a previously performed area scan.

The entire evaluation of the spatial peak values is performed within the post-processing engine (SEMCAD). The system always gives the maximum values for the 1g and 10g cubes. The algorithm to find the cube with highest averaged SAR is divided into the following stages:

- (a) Extraction of the measured data (grid and values) from the Zoom Scan
- (b) Calculation of the SAR value at every measurement point based on all stored data (A/D values and measurement parameters)
- (c) Generation of a high-resolution mesh within the measured volume
- (d) Interpolation of all measured values from the measurement grid to the high-resolution grid
- (e) Extrapolation of the entire 3-D field distribution to the phantom surface over the distance from sensor to surface
- (f) Calculation of the averaged SAR within masses of 1g and 10g

### 3.4.5 SAR Averaged Methods

In DASY, the interpolation and extrapolation are both based on the modified Quadratic Shepard's method. The interpolation scheme combines a least-square fitted function method and a weighted average method which are the two basic types of computational interpolation and approximation.

Extrapolation routines are used to obtain SAR values between the lowest measurement points and the inner phantom surface. The extrapolation distance is determined by the surface detection distance and the probe sensor offset. The uncertainty increases with the extrapolation distance. To keep the uncertainty within 1% for the 1 g and 10 g cubes, the extrapolation distance should not be larger than 5 mm.

## 4. SAR Measurement Evaluation

### 4.1 EUT Configuration and Setting

#### <Considerations Related to WLAN for Setup and Testing>

In general, various vendor specific external test software and chipset based internal test modes are typically used for SAR measurement. These chipset based test mode utilities are generally hardware and manufacturer dependent, and often include substantial flexibility to reconfigure or reprogram a device. A Wi-Fi device must be configured to transmit continuously at the required data rate, channel bandwidth and signal modulation, using the highest transmission duty factor supported by the test mode tools for SAR measurement. The test frequencies established using test mode must correspond to the actual channel frequencies. When 802.11 frame gaps are accounted for in the transmission, a maximum transmission duty factor of 92 - 96% is typically achievable in most test mode configurations. A minimum transmission duty factor of 85% is required to avoid certain hardware and device implementation issues related to wide range SAR scaling. In addition, a periodic transmission duty factor is required for current generation SAR systems to measure SAR correctly. The reported SAR must be scaled to 100% transmission duty factor to determine compliance at the maximum tune-up tolerance limit.

According to KDB 248227 D01, this device has installed WLAN engineering testing software which can provide continuous transmitting RF signal. During WLAN SAR testing, this device was operated to transmit continuously at the maximum transmission duty with specified transmission mode, operating frequency, lowest data rate, and maximum output power.

#### Initial Test Configuration

An initial test configuration is determined for OFDM transmission modes in 2.4 GHz and 5 GHz bands according to the channel bandwidth, modulation and data rate combination(s) with the highest maximum output power specified for production units in each standalone and aggregated frequency band. When the same maximum power is specified for multiple transmission modes in a frequency band, the largest channel bandwidth, lowest order modulation, lowest data rate and lowest order 802.11a/g/n/ac mode is used for SAR measurement, on the highest measured output power channel in the initial test configuration, for each frequency band.

#### Subsequent Test Configuration

SAR measurement requirements for the remaining 802.11 transmission mode configurations that have not been tested in the initial test configuration are determined separately for each standalone and aggregated frequency band, in each exposure condition, according to the maximum output power specified for production units. Additional power measurements may be required to determine if SAR measurements are required for subsequent highest output power channels in a subsequent test configuration. When the highest reported SAR for the initial test configuration according to the initial test position or fixed exposure position requirements, is adjusted by the ratio of the subsequent test configuration to initial test configuration specified maximum output power and the adjusted SAR is  $\leq 1.2$  W/kg, SAR is not required for that subsequent test configuration.



## FCC SAR Test Report

### SAR Test Configuration and Channel Selection

When multiple channel bandwidth configurations in a frequency band have the same specified maximum output power, the initial test configuration is using largest channel bandwidth, lowest order modulation, lowest data rate, and lowest order 802.11 mode (i.e., 802.11a is chosen over 802.11n then 802.11ac or 802.11g is chosen over 802.11n). After an initial test configuration is determined, if multiple test channels have the same measured maximum output power, the channel chosen for SAR measurement is determined according to the following.

- 1) The channel closest to mid-band frequency is selected for SAR measurement.
- 2) For channels with equal separation from mid-band frequency; for example, high and low channels or two mid-band channels, the higher frequency (number) channel is selected for SAR measurement.

For devices that operate in both U-NII bands using the same transmitter and antenna(s), SAR test reduction is determined according to the following.

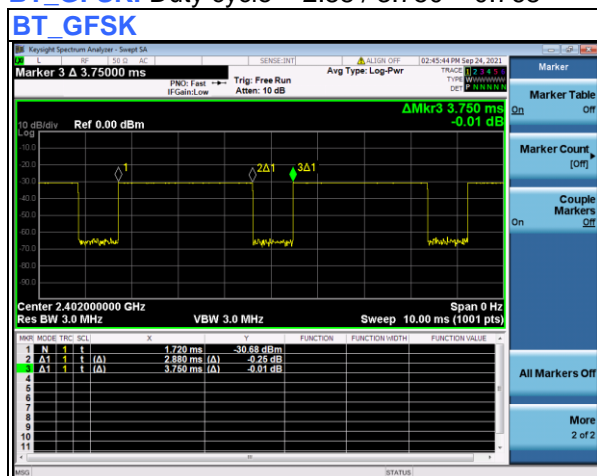
- 1) When the same maximum output power is specified for both bands, begin SAR measurement in U-NII-2A band by applying the OFDM SAR requirements. If the highest reported SAR for a test configuration is  $\leq 1.2$  W/kg, SAR is not required for U-NII-1 band for that configuration (802.11 mode and exposure condition).
- 2) When different maximum output power is specified for the bands, begin SAR measurement in the band with higher specified maximum output power. The highest reported SAR for the tested configuration is adjusted by the ratio of lower to higher specified maximum output power for the two bands. When the adjusted SAR is  $\leq 1.2$  W/kg, SAR is not required for the band with lower maximum output power in that test configuration.

### <Considerations Related to Bluetooth for Setup and Testing>

This device has installed Bluetooth engineering testing software which can provide continuous transmitting RF signal. During Bluetooth SAR testing, this device was operated to transmit continuously at the maximum transmission duty with specified transmission mode, operating frequency, lowest data rate, and maximum output power.

### <Duty Cycle of Test Signal>

**BT\_GFSK:** Duty cycle =  $2.88 / 3.750 = 0.768$



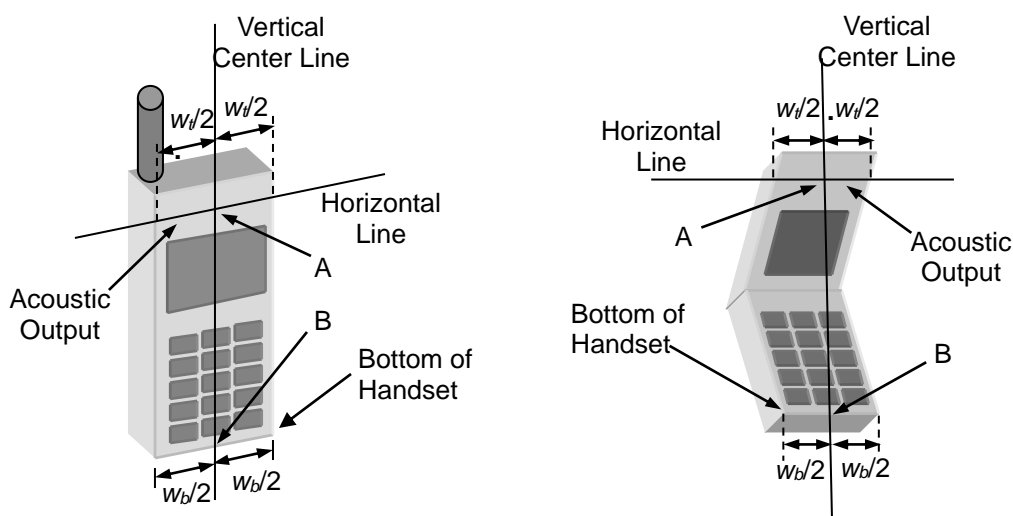
## 4.2 EUT Testing Position

According to KDB 648474 D04, handsets are tested for SAR compliance in head, body-worn accessory and other use configurations described in the following subsections.

### 4.2.1 Head Exposure Conditions

Head exposure is limited to next to the ear voice mode operations. Head SAR compliance is tested according to the test positions defined in IEEE Std 1528-2013 using the SAM phantom illustrated as below.

1. Define two imaginary lines on the handset
  - (a) The vertical centerline passes through two points on the front side of the handset - the midpoint of the width  $w_t$  of the handset at the level of the acoustic output, and the midpoint of the width  $w_b$  of the bottom of the handset.
  - (b) The horizontal line is perpendicular to the vertical centerline and passes through the center of the acoustic output. The horizontal line is also tangential to the face of the handset at point A.
  - (c) The two lines intersect at point A. Note that for many handsets, point A coincides with the center of the acoustic output; however, the acoustic output may be located elsewhere on the horizontal line. Also note that the vertical centerline is not necessarily parallel to the front face of the handset, especially for clamshell handsets, handsets with flip covers, and other irregularly shaped handsets.



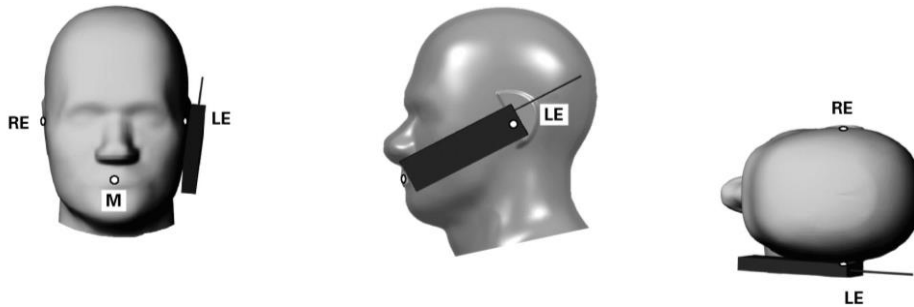
**Fig-4.1 Illustration for Handset Vertical and Horizontal Reference Lines**

### 2. Cheek Position

- (a) To position the device with the vertical center line of the body of the device and the horizontal line crossing the center piece in a plane parallel to the sagittal plane of the phantom. While maintaining the device in this plane, align the vertical center line with the reference plane containing the three ear and mouth reference point (M: Mouth, RE: Right Ear, and LE: Left Ear) and align the center of the ear piece with the line RE-LE.
- (b) To move the device towards the phantom with the ear piece aligned with the line LE-RE until the phone touched the ear. While maintaining the device in the reference plane and maintaining the phone contact with the ear,

## FCC SAR Test Report

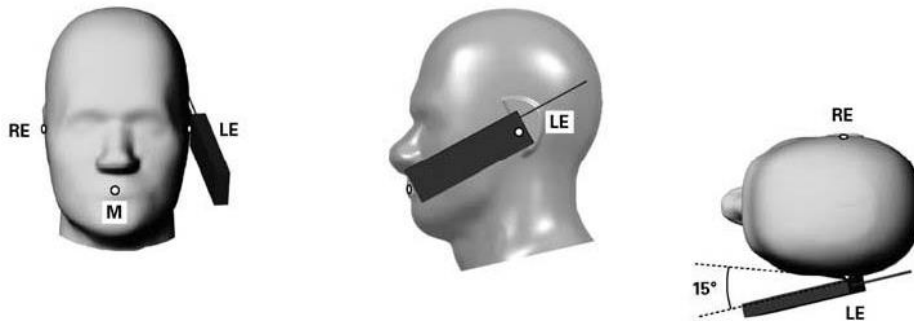
move the bottom of the phone until any point on the front side is in contact with the cheek of the phantom or until contact with the ear is lost (see Fig-4.2).



**Fig-4.2 Illustration for Cheek Position**

### 3. Tilted Position

- To position the device in the “cheek” position described above.
- While maintaining the device the reference plane described above and pivoting against the ear, moves it outward away from the mouth by an angle of 15 degrees or until contact with the ear is lost (see Fig-4.3).



**Fig-4.3 Illustration for Tilted Position**

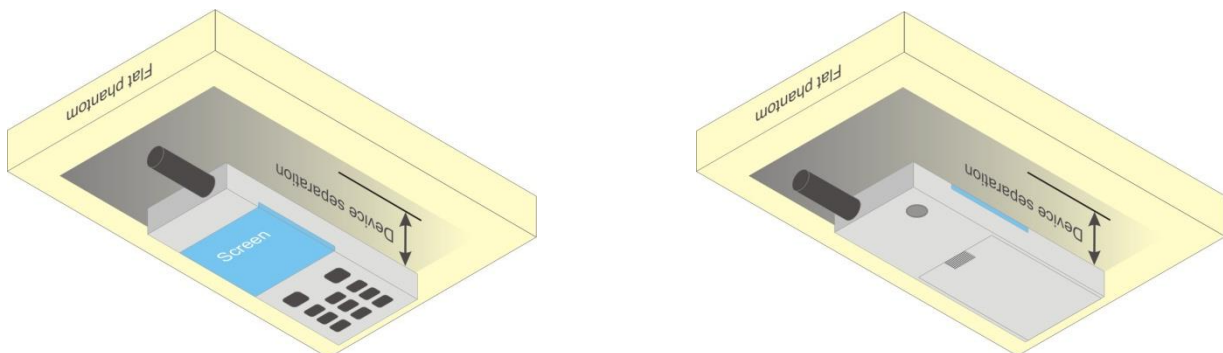
## 4.2.2 Body-worn Accessory Exposure Conditions

Body-worn accessory exposure is typically related to voice mode operations when handsets are carried in body-worn accessories. The body-worn accessory procedures in KDB 447498 D01 are used to test for body-worn accessory SAR compliance, without a headset connected to it. This enables the test results for such configuration to be compatible with that required for hotspot mode when the body-worn accessory test separation distance is greater than or equal to that required for hotspot mode. When the reported SAR for a body-worn accessory, measured without a headset connected to the handset, is  $> 1.2 \text{ W/kg}$ , the highest reported SAR configuration for that wireless mode and frequency band should be repeated for that body-worn accessory with a headset attached to the handset.

Body-worn accessories that do not contain metallic or conductive components may be tested according to worst-case exposure configurations, typically according to the smallest test separation distance required for the group of body-worn accessories with similar operating and exposure characteristics. All body-worn accessories containing metallic components are tested in conjunction with the host device.

Body-worn accessory SAR compliance is based on a single minimum test separation distance for all wireless and operating modes applicable to each body-worn accessory used by the host, and according to the relevant voice and/or data mode transmissions and operations. If a body-worn accessory supports voice only operations in its normal and expected use conditions, testing of data mode for body-worn compliance is not required.

A conservative minimum test separation distance for supporting off-the-shelf body-worn accessories that may be acquired by users of consumer handsets is used to test for body-worn accessory SAR compliance. This distance is determined by the handset manufacturer, according to the requirements of Supplement C 01-01. Devices that are designed to operate on the body of users using lanyards and straps, or without requiring additional body-worn accessories, will be tested using a conservative minimum test separation distance  $\leq 5 \text{ mm}$  to support compliance.



**Fig-4.4 Illustration for Body Worn Position**

### 4.2.3 Extremity Exposure Conditions

For smart phones with a display diagonal dimension > 15 cm or an overall diagonal dimension > 16 cm that provide similar mobile web access and multimedia support found in mini-tablets or UMPC mini-tablets that support voice calls next to the ear, the following phablet procedures should be applied to evaluate SAR compliance for each applicable wireless modes and frequency band. Devices marketed as phablets, regardless of form factors and operating characteristics must be tested as a phablet to determine SAR compliance.

1. The normally required head and body-worn accessory SAR test procedures for handsets, including hotspot mode, must be applied.
2. The UMPC mini-tablet procedures must also be applied to test the SAR of all surfaces and edges with an antenna located at  $\leq 25$  mm from that surface or edge, in direct contact with a flat phantom, for 10-g extremity SAR according to the body-equivalent tissue dielectric parameters in KDB 865664 to address interactive hand use exposure conditions. The UMPC mini-tablet 1-g SAR at 5 mm is not required. When hotspot mode applies, 10-g extremity SAR is required only for the surfaces and edges with hotspot mode 1-g SAR > 1.2 W/kg. The normal tablet procedures in KDB 616217 are required when the over diagonal dimension of the device is > 20 cm. Hotspot mode SAR is not required when normal tablet procedures are applied. Extremity 10-g SAR is also not required for the front (top) surface of large form factor full size tablets. The more conservative tablet SAR results can be used to support the 10-g extremity SAR for phablet mode.
3. The simultaneous transmission operating configurations applicable to voice and data transmissions for both phone and mini-tablet modes must be taken into consideration separately for 1-g and 10-g SAR to determine the simultaneous transmission SAR test exclusion and measurement requirements for the relevant wireless modes and exposure conditions.

## FCC SAR Test Report

### 4.3 Tissue Verification

The measuring results for tissue simulating liquid are shown as below.

| Test Date     | Tissue Type | Frequency (MHz) | Liquid Temp. (°C) | Measured Conductivity ( $\sigma$ ) | Measured Permittivity ( $\epsilon_r$ ) | Target Conductivity ( $\sigma$ ) | Target Permittivity ( $\epsilon_r$ ) | Conductivity Deviation (%) | Permittivity Deviation (%) |
|---------------|-------------|-----------------|-------------------|------------------------------------|--|----------------------------------|--------------------------------------|----------------------------|----------------------------|
| Nov. 24, 2021 | Head        | 2450            | 22.7              | 1.766                              | 39.265                                 | 1.80                             | 39.20                                | -1.89                      | 0.17                       |
| Nov. 22, 2021 | Head        | 5250            | 22.6              | 4.735                              | 36.296                                 | 4.71                             | 35.90                                | 0.53                       | 1.10                       |
| Nov. 24, 2021 | Head        | 5600            | 22.6              | 5.093                              | 35.786                                 | 5.07                             | 35.50                                | 0.45                       | 0.81                       |
| Nov. 23, 2021 | Head        | 5800            | 22.6              | 5.305                              | 35.499                                 | 5.27                             | 35.30                                | 0.66                       | 0.56                       |

**Note:**

The dielectric properties of the tissue simulating liquid must be measured within 24 hours before the SAR testing and within  $\pm 5\%$  of the target values. Liquid temperature during the SAR testing must be within  $\pm 2^\circ\text{C}$ .

### 4.4 System Verification

The measuring result for system verification is tabulated as below.

| Test Date     | Mode | Frequency (MHz) | 1W Target SAR-1g (W/kg) | Measured SAR-1g (W/kg) | Normalized to 1W SAR-1g (W/kg) | Deviation (%) | Dipole S/N | Probe S/N | DAE S/N |
|---------------|------|-----------------|-------------------------|------------------------|--------------------------------|---------------|------------|-----------|---------|
| Nov. 24, 2021 | Head | 2450            | 53.60                   | 14.20                  | 56.80                          | 5.97          | 893        | 3873      | 1389    |
| Nov. 22, 2021 | Head | 5250            | 76.90                   | 8.35                   | 83.50                          | 8.58          | 1133       | 3873      | 1389    |
| Nov. 24, 2021 | Head | 5600            | 81.20                   | 8.82                   | 88.20                          | 8.62          | 1133       | 3873      | 1389    |
| Nov. 23, 2021 | Head | 5800            | 78.00                   | 8.29                   | 82.90                          | 6.28          | 1133       | 3873      | 1389    |

**Note:**

Comparing to the reference SAR value provided by SPEAG, the validation data should be within its specification of 10 %. The result indicates the system check can meet the variation criterion and the plots can be referred to Appendix A of this report.

# FCC SAR Test Report

## 4.5 Maximum Output Power

### 4.5.1 Maximum Conducted Power

The maximum conducted average power (Unit: dBm) including tune-up tolerance is shown as below.

| Mode                | WLAN2.4G |       |         | WLAN5.2G |       |         |
|---------------------|----------|-------|---------|----------|-------|---------|
|                     | Ant 1    | Ant 2 | Ant 1+2 | Ant 1    | Ant 2 | Ant 1+2 |
| 802.11a             | N/A      | N/A   | N/A     | 17.0     | 17.0  | N/A     |
| 802.11b             | 19.5     | 18.5  | N/A     | N/A      | N/A   | N/A     |
| 802.11g             | 17.5     | 16.5  | N/A     | N/A      | N/A   | N/A     |
| 802.11n-HT20        | 17.5     | 16.5  | N/A     | 17.0     | 17.0  | N/A     |
| 802.11n-HT40        | 12.5     | 13.0  | N/A     | 16.0     | 16.5  | N/A     |
| 802.11ac-VHT20      | N/A      | N/A   | N/A     | 16.0     | 16.5  | 18.5    |
| 802.11ac-VHT40      | N/A      | N/A   | N/A     | 13.5     | 16.5  | 18.5    |
| 802.11ac-VHT80      | N/A      | N/A   | N/A     | 11.5     | 13.0  | 13.5    |
| 802.11ax-HE20       | 14.5     | 15.5  | 18.5    | 15.0     | 16.5  | 19.0    |
| 802.11ax-HE20/RU26  | 14.0     | 17.0  | 18.0    | 12.5     | 15.5  | 15.0    |
| 802.11ax-HE20/RU52  | 16.0     | 14.5  | 18.0    | 12.0     | 15.0  | 15.0    |
| 802.11ax-HE20/RU106 | 14.0     | 15.5  | 17.0    | 11.5     | 15.0  | 15.0    |
| 802.11ax-HE20/RU242 | 14.5     | 14.5  | 16.0    | 13.0     | 16.0  | 18.0    |
| 802.11ax-HE40       | 12.5     | 13.0  | 14.5    | 13.0     | 16.5  | 18.5    |
| 802.11ax-HE40/RU26  | 14.0     | 17.0  | 18.0    | 13.0     | 16.0  | 16.0    |
| 802.11ax-HE40/RU52  | 14.0     | 16.5  | 18.0    | 12.0     | 15.0  | 15.0    |
| 802.11ax-HE40/RU106 | 14.0     | 15.5  | 18.0    | 12.0     | 15.0  | 15.0    |
| 802.11ax-HE40/RU242 | 14.0     | 15.0  | 17.0    | 13.5     | 16.0  | 18.0    |
| 802.11ax-HE40/RU484 | 14.0     | 15.0  | 17.0    | 13.0     | 16.0  | 18.0    |
| 802.11ax-HE80       | N/A      | N/A   | N/A     | 11.0     | 12.0  | 14.0    |
| 802.11ax-HE80/RU26  | N/A      | N/A   | N/A     | 6.5      | 9.0   | 11.0    |
| 802.11ax-HE80/RU52  | N/A      | N/A   | N/A     | 6.5      | 9.0   | 11.0    |
| 802.11ax-HE80/RU106 | N/A      | N/A   | N/A     | 6.5      | 9.0   | 11.0    |
| 802.11ax-HE80/RU242 | N/A      | N/A   | N/A     | 6.5      | 9.0   | 11.0    |
| 802.11ax-HE80/RU484 | N/A      | N/A   | N/A     | 6.5      | 9.5   | 11.5    |
| 802.11ax-HE80/RU996 | N/A      | N/A   | N/A     | 10.0     | 13.0  | 13.0    |

# FCC SAR Test Report

| Mode                | WLAN5.3G |       |         | WLAN5.6G |       |         |
|---------------------|----------|-------|---------|----------|-------|---------|
|                     | Ant 1    | Ant 2 | Ant 1+2 | Ant 1    | Ant 2 | Ant 1+2 |
| 802.11a             | 17.0     | 17.0  | N/A     | 17.0     | 16.0  | N/A     |
| 802.11b             | N/A      | N/A   | N/A     | N/A      | N/A   | N/A     |
| 802.11g             | N/A      | N/A   | N/A     | N/A      | N/A   | N/A     |
| 802.11n-HT20        | 17.0     | 17.0  | N/A     | 17.0     | 15.0  | N/A     |
| 802.11n-HT40        | 16.0     | 16.5  | N/A     | 16.0     | 15.0  | N/A     |
| 802.11ac-VHT20      | 16.0     | 16.5  | 18.5    | 15.5     | 15.0  | 17.0    |
| 802.11ac-VHT40      | 13.5     | 16.5  | 18.5    | 14.0     | 15.0  | 17.0    |
| 802.11ac-VHT80      | 11.5     | 13.0  | 13.5    | 12.0     | 15.0  | 17.0    |
| 802.11ax-HE20       | 15.0     | 16.5  | 19.0    | 15.0     | 15.0  | 17.5    |
| 802.11ax-HE20/RU26  | 12.5     | 15.5  | 15.0    | 12.0     | 14.0  | 16.0    |
| 802.11ax-HE20/RU52  | 12.0     | 15.0  | 15.0    | 11.5     | 13.5  | 15.0    |
| 802.11ax-HE20/RU106 | 11.5     | 15.0  | 15.0    | 11.5     | 13.5  | 15.0    |
| 802.11ax-HE20/RU242 | 13.0     | 16.0  | 18.0    | 12.0     | 14.5  | 15.0    |
| 802.11ax-HE40       | 13.0     | 16.5  | 18.5    | 12.0     | 15.0  | 17.0    |
| 802.11ax-HE40/RU26  | 13.0     | 16.0  | 16.0    | 12.0     | 14.0  | 15.0    |
| 802.11ax-HE40/RU52  | 12.0     | 15.0  | 15.0    | 11.5     | 13.5  | 15.0    |
| 802.11ax-HE40/RU106 | 12.0     | 15.0  | 15.0    | 11.5     | 13.5  | 15.0    |
| 802.11ax-HE40/RU242 | 13.5     | 16.0  | 18.0    | 12.5     | 15.0  | 16.5    |
| 802.11ax-HE40/RU484 | 13.0     | 16.0  | 18.0    | 12.0     | 14.5  | 16.5    |
| 802.11ax-HE80       | 11.0     | 12.0  | 14.0    | 11.0     | 15.0  | 17.0    |
| 802.11ax-HE80/RU26  | 6.5      | 9.0   | 11.0    | 11.5     | 15.0  | 15.5    |
| 802.11ax-HE80/RU52  | 6.5      | 9.0   | 11.0    | 11.5     | 14.0  | 15.0    |
| 802.11ax-HE80/RU106 | 6.5      | 9.0   | 11.0    | 11.0     | 14.0  | 15.0    |
| 802.11ax-HE80/RU242 | 6.5      | 9.0   | 11.0    | 12.5     | 15.5  | 16.5    |
| 802.11ax-HE80/RU484 | 6.5      | 9.5   | 11.5    | 12.5     | 15.5  | 16.5    |
| 802.11ax-HE80/RU996 | 10.0     | 13.0  | 13.0    | 12.5     | 15.5  | 16.5    |

| Mode                | WLAN5.8G |       |         |
|---------------------|----------|-------|---------|
|                     | Ant 1    | Ant 2 | Ant 1+2 |
| 802.11a             | 13.0     | 15.0  | N/A     |
| 802.11b             | N/A      | N/A   | N/A     |
| 802.11g             | N/A      | N/A   | N/A     |
| 802.11n-HT20        | 12.5     | 15.0  | N/A     |
| 802.11n-HT40        | 12.5     | 15.0  | N/A     |
| 802.11ac-VHT20      | 12.5     | 15.0  | 16.5    |
| 802.11ac-VHT40      | 12.5     | 15.0  | 16.5    |
| 802.11ac-VHT80      | 12.5     | 15.0  | 16.5    |
| 802.11ax-HE20       | 12.5     | 15.0  | 16.5    |
| 802.11ax-HE20/RU26  | 11.0     | 13.5  | 15.5    |
| 802.11ax-HE20/RU52  | 10.5     | 13.0  | 15.0    |
| 802.11ax-HE20/RU106 | 9.5      | 12.5  | 14.5    |
| 802.11ax-HE20/RU242 | 11.0     | 14.0  | 16.5    |
| 802.11ax-HE40       | 12.5     | 15.5  | 17.0    |
| 802.11ax-HE40/RU26  | 11.0     | 13.5  | 15.5    |
| 802.11ax-HE40/RU52  | 10.5     | 13.0  | 15.0    |
| 802.11ax-HE40/RU106 | 10.0     | 12.5  | 14.5    |
| 802.11ax-HE40/RU242 | 11.5     | 14.5  | 16.5    |
| 802.11ax-HE40/RU484 | 11.5     | 14.5  | 16.5    |
| 802.11ax-HE80       | 12.5     | 15.0  | 16.5    |
| 802.11ax-HE80/RU26  | 11.0     | 14.5  | 15.5    |
| 802.11ax-HE80/RU52  | 10.5     | 13.5  | 14.5    |
| 802.11ax-HE80/RU106 | 10.5     | 13.5  | 14.5    |
| 802.11ax-HE80/RU242 | 11.5     | 15.0  | 16.5    |
| 802.11ax-HE80/RU484 | 11.5     | 15.0  | 16.5    |
| 802.11ax-HE80/RU996 | 11.5     | 15.0  | 16.5    |



## FCC SAR Test Report

### 4.5.2 Measured Conducted Power Result

The measuring conducted average power (Unit: dBm) is shown as below.

#### <WLAN 2.4G>

| Mode               | Channel | Frequency (MHz) | Average power (Ant 1) | Average power (Ant 2) | Average power (Ant 1+2) |
|--------------------|---------|-----------------|-----------------------|-----------------------|-------------------------|
| 802.11b 1Mbps      | 1       | 2412            | 19.08                 | 17.71                 |                         |
|                    | 6       | 2437            | 18.71                 | 18.40                 |                         |
|                    | 11      | 2462            | 18.81                 | 17.72                 |                         |
| 802.11g 6Mbps      | 1       | 2412            |                       |                       |                         |
|                    | 6       | 2437            |                       |                       |                         |
|                    | 11      | 2462            |                       |                       |                         |
| 802.11n-HT20 MCS0  | 1       | 2412            |                       |                       |                         |
|                    | 6       | 2437            |                       |                       |                         |
|                    | 11      | 2462            |                       |                       |                         |
| 802.11ax-HE20 MCS0 | 1       | 2412            |                       |                       | 16.78                   |
|                    | 6       | 2437            |                       |                       | 17.00                   |
|                    | 11      | 2462            |                       |                       | 14.42                   |

#### <WLAN 5.3G>

| Mode               | Channel | Frequency (MHz) | Average power (Ant 1) | Average power (Ant 2) | Average power (Ant 1+2) |
|--------------------|---------|-----------------|-----------------------|-----------------------|-------------------------|
| 802.11a 6Mbps      | 52      | 5260            | 15.84                 | 15.52                 |                         |
|                    | 56      | 5280            | 15.92                 | 15.48                 |                         |
|                    | 60      | 5300            | 16.03                 | 15.41                 |                         |
|                    | 64      | 5320            | 14.30                 | 15.31                 |                         |
| 802.11ax-HE20 MCS0 | 52      | 5260            |                       |                       | 17.53                   |
|                    | 56      | 5280            |                       |                       | 17.52                   |
|                    | 60      | 5300            |                       |                       | 17.57                   |
|                    | 64      | 5320            |                       |                       | 17.60                   |

# FCC SAR Test Report

## <WLAN 5.6G>

| Mode               | Channel | Frequency (MHz) | Average power (Ant 1) | Average power (Ant 2) | Average power (Ant 1+2) |
|--------------------|---------|-----------------|-----------------------|-----------------------|-------------------------|
| 802.11a 6Mbps      | 100     | 5500            | 15.93                 | 14.88                 |                         |
|                    | 116     | 5580            | 15.84                 | 14.55                 |                         |
|                    | 124     | 5620            | 15.80                 | 14.48                 |                         |
|                    | 132     | 5660            | 15.96                 | 14.62                 |                         |
|                    | 140     | 5700            | 15.81                 | 14.52                 |                         |
|                    | 144     | 5720            | 16.48                 | 14.48                 |                         |
| 802.11ax-HE20 MCS0 | 100     | 5500            |                       |                       | 16.86                   |
|                    | 116     | 5580            |                       |                       | 16.66                   |
|                    | 124     | 5620            |                       |                       | 16.62                   |
|                    | 132     | 5660            |                       |                       | 16.58                   |
|                    | 140     | 5700            |                       |                       | 16.23                   |
|                    | 144     | 5720            |                       |                       | 16.16                   |

## <WLAN 5.8G>

| Mode               | Channel | Frequency (MHz) | Average power (Ant 1) | Average power (Ant 2) | Average power (Ant 1+2) |
|--------------------|---------|-----------------|-----------------------|-----------------------|-------------------------|
| 802.11a 6Mbps      | 149     | 5745            | 12.04                 |                       |                         |
|                    | 157     | 5785            | 11.70                 |                       |                         |
|                    | 165     | 5825            | 12.15                 |                       |                         |
| 802.11ax-HE40 MCS0 | 151     | 5755            |                       | 14.73                 | 16.46                   |
|                    | 159     | 5795            |                       | 14.71                 | 16.22                   |

## < Bluetooth >

| Bluetooth |         |                 |               |
|-----------|---------|-----------------|---------------|
| Mode      | Channel | Frequency (MHz) | Average power |
| BR / EDR  | 0       | 2402            | 2.71          |
|           | 39      | 2441            | 2.02          |
|           | 78      | 2480            | 4.13          |

### Note:

1. The measured power only shows the maximum power mode of the SAR testing.

## 4.6 SAR Testing Results

### 4.6.1 SAR Test Reduction Considerations

#### <KDB 447498 D01, General RF Exposure Guidance>

Testing of other required channels within the operating mode of a frequency band is not required when the reported SAR for the mid-band or highest output power channel is:

- (1)  $\leq 0.8$  W/kg or  $2.0$  W/kg, for 1-g or 10-g respectively, when the transmission band is  $\leq 100$  MHz
- (2)  $\leq 0.6$  W/kg or  $1.5$  W/kg, for 1-g or 10-g respectively, when the transmission band is between 100 MHz and 200 MHz
- (3)  $\leq 0.4$  W/kg or  $1.0$  W/kg, for 1-g or 10-g respectively, when the transmission band is  $\geq 200$  MHz

#### <KDB 248227 D01, SAR Guidance for Wi-Fi Transmitters>

- (1) For handsets operating next to ear, hotspot mode or mini-tablet configurations, the initial test position procedures were applied. The test position with the highest extrapolated peak SAR will be used as the initial test position. When the reported SAR of initial test position is  $\leq 0.4$  W/kg, SAR testing for remaining test positions is not required. Otherwise, SAR is evaluated at the subsequent highest peak SAR positions until the reported SAR result is  $\leq 0.8$  W/kg or all test positions are measured.
- (2) For WLAN 2.4 GHz, the highest measured maximum output power channel for DSSS was selected for SAR measurement. When the reported SAR is  $\leq 0.8$  W/kg, no further SAR testing is required. Otherwise, SAR is evaluated at the next highest measured output power channel. When any reported SAR is  $> 1.2$  W/kg, SAR is required for the third channel. For OFDM modes (802.11g/n), SAR is not required when the highest reported SAR for DSSS is adjusted by the ratio of OFDM to DSSS specified maximum output power and it is  $\leq 1.2$  W/kg.
- (3) For WLAN 5 GHz, the initial test configuration was selected according to the transmission mode with the highest maximum output power. When the reported SAR of initial test configuration is  $> 0.8$  W/kg, SAR is required for the subsequent highest measured output power channel until the reported SAR result is  $\leq 1.2$  W/kg or all required channels are measured. For other transmission modes, SAR is not required when the highest reported SAR for initial test configuration is adjusted by the ratio of subsequent test configuration to initial test configuration specified maximum output power and it is  $\leq 1.2$  W/kg.
- (4) For WLAN MIMO mode, the power-based standalone SAR test exclusion or the sum of SAR provision in KDB 447498 to determine simultaneous transmission SAR test exclusion should be applied. Otherwise, SAR for MIMO mode will be measured with all applicable antennas transmitting simultaneously at the specified maximum output power of MIMO operation.

# FCC SAR Test Report

## 4.6.2 SAR Results for Head Exposure Condition

| Plot No. | Band     | Mode       | Test Position | Ch. | Sample | Ant | Duty Cycle % | Max. Tune-up Power (dBm) | Measured Conducted Power (dBm) | Power Drift (dB) | Measured SAR-1g (W/kg) | Duty Cycle Factor | Tune-up Scaling Factor | Scaled SAR-1g (W/kg) |
|----------|----------|------------|---------------|-----|--------|-----|--------------|--------------------------|--------------------------------|------------------|------------------------|-------------------|------------------------|----------------------|
|          | WLAN2.4G | 802.11b    | Right Cheek   | 1   | 1      | 1   | 100          | 19.5                     | 19.08                          | 0.15             | 0.730                  | 1.00              | 1.10                   | 0.80                 |
|          | WLAN2.4G | 802.11b    | Right Tilted  | 1   | 1      | 1   | 100          | 19.5                     | 19.08                          | 0.13             | 0.381                  | 1.00              | 1.10                   | 0.42                 |
|          | WLAN2.4G | 802.11b    | Left Cheek    | 1   | 1      | 1   | 100          | 19.5                     | 19.08                          | 0.03             | 0.366                  | 1.00              | 1.10                   | 0.40                 |
|          | WLAN2.4G | 802.11b    | Left Tilted   | 1   | 1      | 1   | 100          | 19.5                     | 19.08                          | 0.16             | 0.188                  | 1.00              | 1.10                   | 0.21                 |
|          | WLAN2.4G | 802.11b    | Right Cheek   | 6   | 1      | 1   | 100          | 19.5                     | 18.71                          | -0.02            | 0.624                  | 1.00              | 1.20                   | 0.75                 |
|          | WLAN2.4G | 802.11b    | Right Cheek   | 11  | 1      | 1   | 100          | 19.5                     | 18.81                          | -0.14            | 0.641                  | 1.00              | 1.17                   | 0.75                 |
|          | WLAN2.4G | 802.11b    | Right Cheek   | 1   | 2      | 1   | 100          | 19.5                     | 19.08                          | 0.07             | 0.711                  | 1.00              | 1.10                   | 0.78                 |
|          | WLAN2.4G | 802.11b    | Right Cheek   | 6   | 1      | 2   | 100          | 18.5                     | 18.40                          | 0.18             | 0.562                  | 1.00              | 1.02                   | 0.58                 |
|          | WLAN2.4G | 802.11b    | Right Tilted  | 6   | 1      | 2   | 100          | 18.5                     | 18.40                          | 0.04             | 0.270                  | 1.00              | 1.02                   | 0.28                 |
| 1        | WLAN2.4G | 802.11b    | Left Cheek    | 6   | 1      | 2   | 100          | 18.5                     | 18.40                          | 0.13             | 1.170                  | 1.00              | 1.02                   | <b>1.20</b>          |
|          | WLAN2.4G | 802.11b    | Left Tilted   | 6   | 1      | 2   | 100          | 18.5                     | 18.40                          | 0.11             | 0.466                  | 1.00              | 1.02                   | 0.48                 |
|          | WLAN2.4G | 802.11b    | Left Cheek    | 1   | 1      | 2   | 100          | 18.5                     | 17.71                          | 0.16             | 0.645                  | 1.00              | 1.20                   | 0.77                 |
|          | WLAN2.4G | 802.11b    | Left Cheek    | 11  | 1      | 2   | 100          | 18.5                     | 17.72                          | 0.05             | 0.608                  | 1.00              | 1.20                   | 0.73                 |
|          | WLAN2.4G | 802.11b    | Left Cheek    | 6   | 2      | 2   | 100          | 18.5                     | 18.40                          | 0.08             | 1.070                  | 1.00              | 1.02                   | 1.09                 |
|          | WLAN2.4G | 802.11ax20 | Right Cheek   | 6   | 1      | 1+2 | 86.03        | 18.5                     | 17.00                          | -0.11            | 0.303                  | 1.16              | 1.41                   | 0.50                 |
|          | WLAN2.4G | 802.11ax20 | Right Tilted  | 6   | 1      | 1+2 | 86.03        | 18.5                     | 17.00                          | 0.15             | 0.193                  | 1.16              | 1.41                   | 0.32                 |
|          | WLAN2.4G | 802.11ax20 | Left Cheek    | 6   | 1      | 1+2 | 86.03        | 18.5                     | 17.00                          | 0.14             | 0.484                  | 1.16              | 1.41                   | 0.79                 |
|          | WLAN2.4G | 802.11ax20 | Left Tilted   | 6   | 1      | 1+2 | 86.03        | 18.5                     | 17.00                          | 0.07             | 0.230                  | 1.16              | 1.41                   | 0.38                 |
|          | WLAN2.4G | 802.11ax20 | Left Cheek    | 1   | 1      | 1+2 | 86.03        | 18.5                     | 16.78                          | 0.11             | 0.461                  | 1.16              | 1.48                   | 0.80                 |
|          | WLAN2.4G | 802.11ax20 | Left Cheek    | 11  | 1      | 1+2 | 86.03        | 15.5                     | 14.42                          | 0.01             | 0.413                  | 1.16              | 1.28                   | 0.62                 |
|          | WLAN2.4G | 802.11ax20 | Left Cheek    | 6   | 2      | 1+2 | 86.03        | 18.5                     | 17.00                          | 0.01             | 0.441                  | 1.16              | 1.41                   | 0.72                 |
|          | WLAN5G   | 802.11a    | Right Cheek   | 60  | 1      | 1   | 93.45        | 17                       | 16.03                          | 0.13             | 0.384                  | 1.07              | 1.25                   | 0.51                 |
|          | WLAN5G   | 802.11a    | Right Tilted  | 60  | 1      | 1   | 93.45        | 17                       | 16.03                          | 0.15             | 0.354                  | 1.07              | 1.25                   | 0.47                 |
|          | WLAN5G   | 802.11a    | Left Cheek    | 60  | 1      | 1   | 93.45        | 17                       | 16.03                          | 0.04             | 0.374                  | 1.07              | 1.25                   | 0.50                 |
|          | WLAN5G   | 802.11a    | Left Tilted   | 60  | 1      | 1   | 93.45        | 17                       | 16.03                          | -0.18            | 0.369                  | 1.07              | 1.25                   | 0.49                 |
|          | WLAN5G   | 802.11a    | Right Cheek   | 52  | 1      | 1   | 93.45        | 17                       | 15.84                          | -0.06            | 0.363                  | 1.07              | 1.31                   | 0.51                 |
|          | WLAN5G   | 802.11a    | Right Cheek   | 56  | 1      | 1   | 93.45        | 17                       | 15.92                          | -0.12            | 0.357                  | 1.07              | 1.28                   | 0.49                 |
|          | WLAN5G   | 802.11a    | Right Cheek   | 64  | 1      | 1   | 93.45        | 15.5                     | 14.30                          | 0.03             | 0.364                  | 1.07              | 1.32                   | 0.51                 |
|          | WLAN5G   | 802.11a    | Right Cheek   | 60  | 2      | 1   | 93.45        | 17                       | 16.03                          | 0.13             | 0.365                  | 1.07              | 1.25                   | 0.49                 |
|          | WLAN5G   | 802.11a    | Right Cheek   | 52  | 1      | 2   | 93.45        | 17                       | 15.52                          | 0.11             | 0.315                  | 1.07              | 1.41                   | 0.47                 |
|          | WLAN5G   | 802.11a    | Right Tilted  | 52  | 1      | 2   | 93.45        | 17                       | 15.52                          | 0.09             | 0.238                  | 1.07              | 1.41                   | 0.36                 |
|          | WLAN5G   | 802.11a    | Left Cheek    | 52  | 1      | 2   | 93.45        | 17                       | 15.52                          | 0.03             | 0.733                  | 1.07              | 1.41                   | 1.10                 |
|          | WLAN5G   | 802.11a    | Left Tilted   | 52  | 1      | 2   | 93.45        | 17                       | 15.52                          | 0.15             | 0.445                  | 1.07              | 1.41                   | 0.67                 |
|          | WLAN5G   | 802.11a    | Left Cheek    | 56  | 1      | 2   | 93.45        | 17                       | 15.48                          | 0.08             | 0.688                  | 1.07              | 1.42                   | 1.04                 |
|          | WLAN5G   | 802.11a    | Left Cheek    | 60  | 1      | 2   | 93.45        | 17                       | 15.41                          | 0.09             | 0.674                  | 1.07              | 1.44                   | 1.04                 |
|          | WLAN5G   | 802.11a    | Left Cheek    | 64  | 1      | 2   | 93.45        | 17                       | 15.31                          | 0.04             | 0.665                  | 1.07              | 1.48                   | 1.05                 |
|          | WLAN5G   | 802.11a    | Left Cheek    | 52  | 2      | 2   | 93.45        | 17                       | 15.52                          | 0.11             | 0.315                  | 1.07              | 1.41                   | 0.47                 |
|          | WLAN5G   | 802.11ax20 | Right Cheek   | 64  | 1      | 1+2 | 91.25        | 19                       | 17.60                          | 0.11             | 0.303                  | 1.10              | 1.38                   | 0.46                 |
|          | WLAN5G   | 802.11ax20 | Right Tilted  | 64  | 1      | 1+2 | 91.25        | 19                       | 17.60                          | 0.12             | 0.224                  | 1.10              | 1.38                   | 0.34                 |
| 2        | WLAN5G   | 802.11ax20 | Left Cheek    | 64  | 1      | 1+2 | 91.25        | 19                       | 17.60                          | 0.08             | 0.770                  | 1.10              | 1.38                   | <b>1.17</b>          |
|          | WLAN5G   | 802.11ax20 | Left Tilted   | 64  | 1      | 1+2 | 91.25        | 19                       | 17.60                          | 0.05             | 0.380                  | 1.10              | 1.38                   | 0.58                 |
|          | WLAN5G   | 802.11ax20 | Left Cheek    | 52  | 1      | 1+2 | 91.25        | 19                       | 17.53                          | 0.07             | 0.725                  | 1.10              | 1.40                   | 1.11                 |
|          | WLAN5G   | 802.11ax20 | Left Cheek    | 56  | 1      | 1+2 | 91.25        | 19                       | 17.52                          | 0.01             | 0.698                  | 1.10              | 1.41                   | 1.08                 |
|          | WLAN5G   | 802.11ax20 | Left Cheek    | 60  | 1      | 1+2 | 91.25        | 19                       | 17.57                          | -0.05            | 0.699                  | 1.10              | 1.39                   | 1.06                 |
|          | WLAN5G   | 802.11ax20 | Left Cheek    | 64  | 2      | 1+2 | 91.25        | 19                       | 17.60                          | 0.03             | 0.627                  | 1.10              | 1.38                   | 0.95                 |
|          | WLAN5G   | 802.11a    | Right Cheek   | 144 | 1      | 1   | 93.45        | 17                       | 16.48                          | 0.17             | 0.234                  | 1.07              | 1.13                   | 0.28                 |
|          | WLAN5G   | 802.11a    | Right Tilted  | 144 | 1      | 1   | 93.45        | 17                       | 16.48                          | 0.19             | 0.199                  | 1.07              | 1.13                   | 0.24                 |
|          | WLAN5G   | 802.11a    | Left Cheek    | 144 | 1      | 1   | 93.45        | 17                       | 16.48                          | 0.15             | 0.162                  | 1.07              | 1.13                   | 0.20                 |
|          | WLAN5G   | 802.11a    | Left Tilted   | 144 | 1      | 1   | 93.45        | 17                       | 16.48                          | 0.02             | 0.177                  | 1.07              | 1.13                   | 0.21                 |
|          | WLAN5G   | 802.11a    | Right Cheek   | 100 | 1      | 1   | 93.45        | 17                       | 15.93                          | 0.02             | 0.265                  | 1.07              | 1.28                   | 0.36                 |
|          | WLAN5G   | 802.11a    | Right Cheek   | 116 | 1      | 1   | 93.45        | 17                       | 15.84                          | 0.01             | 0.222                  | 1.07              | 1.31                   | 0.31                 |
|          | WLAN5G   | 802.11a    | Right Cheek   | 124 | 1      | 1   | 93.45        | 17                       | 15.80                          | 0.13             | 0.221                  | 1.07              | 1.32                   | 0.31                 |



## FCC SAR Test Report

| Plot No. | Band   | Mode       | Test Position | Ch. | Sample | Ant | Duty Cycle % | Max. Tune-up Power (dBm) | Measured Conducted Power (dBm) | Power Drift (dB) | Measured SAR-1g (W/kg) | Duty Cycle Factor | Tune-up Scaling Factor | Scaled SAR-1g (W/kg) |
|----------|--------|------------|---------------|-----|--------|-----|--------------|--------------------------|--------------------------------|------------------|------------------------|-------------------|------------------------|----------------------|
|          | WLAN5G | 802.11a    | Right Cheek   | 132 | 1      | 1   | 93.45        | 17                       | 15.96                          | -0.15            | 0.226                  | 1.07              | 1.27                   | 0.31                 |
|          | WLAN5G | 802.11a    | Right Cheek   | 140 | 1      | 1   | 93.45        | 17                       | 15.81                          | -0.11            | 0.213                  | 1.07              | 1.32                   | 0.30                 |
|          | WLAN5G | 802.11a    | Right Cheek   | 100 | 2      | 1   | 93.45        | 17                       | 15.93                          | 0.06             | 0.259                  | 1.07              | 1.28                   | 0.35                 |
|          | WLAN5G | 802.11a    | Right Cheek   | 100 | 1      | 2   | 93.45        | 16                       | 14.88                          | 0.17             | 0.359                  | 1.07              | 1.29                   | 0.50                 |
|          | WLAN5G | 802.11a    | Right Tilted  | 100 | 1      | 2   | 93.45        | 16                       | 14.88                          | 0.03             | 0.256                  | 1.07              | 1.29                   | 0.35                 |
|          | WLAN5G | 802.11a    | Left Cheek    | 100 | 1      | 2   | 93.45        | 16                       | 14.88                          | 0.04             | 0.724                  | 1.07              | 1.29                   | 1.00                 |
|          | WLAN5G | 802.11a    | Left Tilted   | 100 | 1      | 2   | 93.45        | 16                       | 14.88                          | 0.08             | 0.430                  | 1.07              | 1.29                   | 0.60                 |
|          | WLAN5G | 802.11a    | Left Cheek    | 116 | 1      | 2   | 93.45        | 16                       | 14.55                          | 0.08             | 0.688                  | 1.07              | 1.40                   | 1.03                 |
|          | WLAN5G | 802.11a    | Left Cheek    | 124 | 1      | 2   | 93.45        | 16                       | 14.48                          | 0.01             | 0.711                  | 1.07              | 1.42                   | 1.08                 |
|          | WLAN5G | 802.11a    | Left Cheek    | 132 | 1      | 2   | 93.45        | 16                       | 14.62                          | 0.06             | 0.696                  | 1.07              | 1.37                   | 1.02                 |
|          | WLAN5G | 802.11a    | Left Cheek    | 140 | 1      | 2   | 93.45        | 16                       | 14.52                          | 0.09             | 0.725                  | 1.07              | 1.41                   | 1.09                 |
|          | WLAN5G | 802.11a    | Left Cheek    | 144 | 1      | 2   | 93.45        | 16                       | 14.48                          | -0.05            | 0.670                  | 1.07              | 1.42                   | 1.02                 |
|          | WLAN5G | 802.11a    | Left Cheek    | 140 | 1      | 2   | 93.45        | 16                       | 14.52                          | -0.15            | 0.654                  | 1.07              | 1.41                   | 0.98                 |
|          | WLAN5G | 802.11ax20 | Right Cheek   | 100 | 1      | 1+2 | 91.25        | 17.5                     | 16.86                          | 0.15             | 0.324                  | 1.10              | 1.16                   | 0.41                 |
|          | WLAN5G | 802.11ax20 | Right Tilted  | 100 | 1      | 1+2 | 91.25        | 17.5                     | 16.86                          | 0.11             | 0.241                  | 1.10              | 1.16                   | 0.31                 |
|          | WLAN5G | 802.11ax20 | Left Cheek    | 100 | 1      | 1+2 | 91.25        | 17.5                     | 16.86                          | 0.08             | 0.723                  | 1.10              | 1.16                   | 0.92                 |
|          | WLAN5G | 802.11ax20 | Left Tilted   | 100 | 1      | 1+2 | 91.25        | 17.5                     | 16.86                          | 0.14             | 0.434                  | 1.10              | 1.16                   | 0.55                 |
|          | WLAN5G | 802.11ax20 | Left Cheek    | 116 | 1      | 1+2 | 91.25        | 17.5                     | 16.66                          | 0.05             | 0.752                  | 1.10              | 1.21                   | 1.00                 |
|          | WLAN5G | 802.11ax20 | Left Cheek    | 124 | 1      | 1+2 | 91.25        | 17.5                     | 16.62                          | 0.17             | 0.742                  | 1.10              | 1.22                   | 1.00                 |
|          | WLAN5G | 802.11ax20 | Left Cheek    | 132 | 1      | 1+2 | 91.25        | 17.5                     | 16.58                          | 0.01             | 0.698                  | 1.10              | 1.24                   | 0.95                 |
| 3        | WLAN5G | 802.11ax20 | Left Cheek    | 140 | 1      | 1+2 | 91.25        | 17.5                     | 16.23                          | 0.07             | 0.760                  | 1.10              | 1.34                   | 1.12                 |
|          | WLAN5G | 802.11ax20 | Left Cheek    | 144 | 1      | 1+2 | 91.25        | 17.5                     | 16.16                          | 0.01             | 0.711                  | 1.10              | 1.36                   | 1.06                 |
|          | WLAN5G | 802.11ax20 | Left Cheek    | 140 | 1      | 1+2 | 91.25        | 17.5                     | 16.20                          | 0.19             | 0.666                  | 1.10              | 1.35                   | 0.98                 |
|          | WLAN5G | 802.11a    | Right Cheek   | 165 | 1      | 1   | 93.45        | 13                       | 12.15                          | 0.11             | 0.110                  | 1.07              | 1.22                   | 0.14                 |
|          | WLAN5G | 802.11a    | Right Tilted  | 165 | 1      | 1   | 93.45        | 13                       | 12.15                          | 0.14             | 0.059                  | 1.07              | 1.22                   | 0.08                 |
|          | WLAN5G | 802.11a    | Left Cheek    | 165 | 1      | 1   | 93.45        | 13                       | 12.15                          | 0.06             | 0.079                  | 1.07              | 1.22                   | 0.10                 |
|          | WLAN5G | 802.11a    | Left Tilted   | 165 | 1      | 1   | 93.45        | 13                       | 12.15                          | 0.11             | 0.053                  | 1.07              | 1.22                   | 0.07                 |
|          | WLAN5G | 802.11a    | Right Cheek   | 149 | 1      | 1   | 93.45        | 13                       | 12.04                          | 0.09             | 0.103                  | 1.07              | 1.25                   | 0.14                 |
|          | WLAN5G | 802.11a    | Right Cheek   | 157 | 1      | 1   | 93.45        | 13                       | 11.70                          | 0.12             | 0.114                  | 1.07              | 1.35                   | 0.17                 |
|          | WLAN5G | 802.11a    | Right Cheek   | 157 | 2      | 1   | 93.45        | 13                       | 11.70                          | 0.07             | 0.101                  | 1.07              | 1.35                   | 0.15                 |
|          | WLAN5G | 802.11ax40 | Right Cheek   | 151 | 1      | 2   | 93.22        | 15.5                     | 15.08                          | 0.15             | 0.399                  | 1.07              | 1.10                   | 0.47                 |
|          | WLAN5G | 802.11ax40 | Right Tilted  | 151 | 1      | 2   | 93.22        | 15.5                     | 15.08                          | -0.14            | 0.276                  | 1.07              | 1.10                   | 0.33                 |
|          | WLAN5G | 802.11ax40 | Left Cheek    | 151 | 1      | 2   | 93.22        | 15.5                     | 15.08                          | 0.02             | 0.830                  | 1.07              | 1.10                   | 0.98                 |
|          | WLAN5G | 802.11ax40 | Left Tilted   | 151 | 1      | 2   | 93.22        | 15.5                     | 15.08                          | 0.01             | 0.467                  | 1.07              | 1.10                   | 0.55                 |
|          | WLAN5G | 802.11ax40 | Left Cheek    | 159 | 1      | 2   | 93.22        | 15.5                     | 14.79                          | 0.03             | 1.000                  | 1.07              | 1.18                   | 1.26                 |
|          | WLAN5G | 802.11ax40 | Left Cheek    | 159 | 2      | 2   | 93.22        | 15.5                     | 14.79                          | -0.17            | 0.862                  | 1.07              | 1.18                   | 1.09                 |
|          | WLAN5G | 802.11ax40 | Right Cheek   | 151 | 1      | 1+2 | 93.98        | 17                       | 16.46                          | 0.17             | 0.256                  | 1.06              | 1.13                   | 0.31                 |
|          | WLAN5G | 802.11ax40 | Right Tilted  | 151 | 1      | 1+2 | 93.98        | 17                       | 16.46                          | 0.18             | 0.419                  | 1.06              | 1.13                   | 0.50                 |
| 4        | WLAN5G | 802.11ax40 | Left Cheek    | 151 | 1      | 1+2 | 93.98        | 17                       | 16.46                          | 0.02             | 1.070                  | 1.06              | 1.13                   | 1.29                 |
|          | WLAN5G | 802.11ax40 | Left Tilted   | 151 | 1      | 1+2 | 93.98        | 17                       | 16.46                          | 0.09             | 0.538                  | 1.06              | 1.13                   | 0.65                 |
|          | WLAN5G | 802.11ax40 | Left Cheek    | 159 | 1      | 1+2 | 93.98        | 17                       | 16.22                          | -0.07            | 0.758                  | 1.06              | 1.20                   | 0.96                 |
|          | WLAN5G | 802.11ax40 | Left Cheek    | 151 | 2      | 1+2 | 93.98        | 17                       | 16.46                          | 0.17             | 0.812                  | 1.06              | 1.13                   | 0.98                 |
| 5        | BT     | GFSK       | Right Cheek   | 78  | 1      | -   | 76.8         | 6                        | 4.13                           | 0.01             | 0.025                  | 1.30              | 1.54                   | 0.05                 |
|          | BT     | GFSK       | Right Tilted  | 78  | 1      | -   | 76.8         | 6                        | 4.13                           | 0.09             | 0.006                  | 1.30              | 1.54                   | 0.01                 |
|          | BT     | GFSK       | Left Cheek    | 78  | 1      | -   | 76.8         | 6                        | 4.13                           | 0.04             | 0.009                  | 1.30              | 1.54                   | 0.02                 |
|          | BT     | GFSK       | Left Tilted   | 78  | 1      | -   | 76.8         | 6                        | 4.13                           | 0.00             | 0.000                  | 1.30              | 1.54                   | 0.00                 |
|          | BT     | GFSK       | Right Cheek   | 0   | 1      | -   | 76.8         | 4                        | 2.71                           | 0.06             | 0.015                  | 1.30              | 1.35                   | 0.03                 |
|          | BT     | GFSK       | Right Cheek   | 39  | 1      | -   | 76.8         | 4                        | 2.02                           | 0.07             | 0.013                  | 1.30              | 1.58                   | 0.03                 |
|          | BT     | GFSK       | Right Cheek   | 78  | 1      | -   | 76.8         | 6                        | 4.13                           | 0.09             | 0.021                  | 1.30              | 1.54                   | 0.04                 |

## FCC SAR Test Report

### 4.6.3 SAR Results for Body-worn Exposure Condition (Separation Distance is 1.0 cm Gap)

| Plot No. | Band     | Mode       | Test Position | Separation Distance (cm) | Ch. | Sample | Ant | Duty Cycle % | Max. Tune-up Power (dBm) | Measured Conducted Power (dBm) | Power Drift (dB) | Measured SAR-1g (W/kg) | Duty Cycle Factor | Scaling Factor | Scaled SAR-1g (W/kg) |
|----------|----------|------------|---------------|--------------------------|-----|--------|-----|--------------|--------------------------|--------------------------------|------------------|------------------------|-------------------|----------------|----------------------|
|          | WLAN2.4G | 802.11b    | Front Face    | 1                        | 1   | 1      | 1   | 100          | 19.5                     | 19.08                          | 0.19             | 0.190                  | 1.00              | 1.10           | 0.21                 |
|          | WLAN2.4G | 802.11b    | Rear Face     | 1                        | 1   | 1      | 1   | 100          | 19.5                     | 19.08                          | 0.09             | 0.131                  | 1.00              | 1.10           | 0.14                 |
|          | WLAN2.4G | 802.11b    | Front Face    | 1                        | 6   | 1      | 1   | 100          | 19.5                     | 18.71                          | 0.17             | 0.151                  | 1.00              | 1.20           | 0.18                 |
|          | WLAN2.4G | 802.11b    | Front Face    | 1                        | 11  | 1      | 1   | 100          | 19.5                     | 18.81                          | -0.07            | 0.161                  | 1.00              | 1.17           | 0.19                 |
|          | WLAN2.4G | 802.11b    | Front Face    | 1                        | 1   | 2      | 1   | 100          | 19.5                     | 19.08                          | 0.05             | 0.171                  | 1.00              | 1.10           | 0.19                 |
| 6        | WLAN2.4G | 802.11b    | Front Face    | 1                        | 6   | 1      | 2   | 100          | 18.5                     | 18.4                           | 0.04             | 0.250                  | 1.00              | 1.02           | <b>0.26</b>          |
|          | WLAN2.4G | 802.11b    | Rear Face     | 1                        | 6   | 1      | 2   | 100          | 18.5                     | 18.4                           | 0.17             | 0.181                  | 1.00              | 1.02           | 0.19                 |
|          | WLAN2.4G | 802.11b    | Front Face    | 1                        | 1   | 1      | 2   | 100          | 18.5                     | 17.71                          | 0.18             | 0.179                  | 1.00              | 1.20           | 0.21                 |
|          | WLAN2.4G | 802.11b    | Front Face    | 1                        | 11  | 1      | 2   | 100          | 18.5                     | 17.72                          | 0.02             | 0.141                  | 1.00              | 1.20           | 0.17                 |
|          | WLAN2.4G | 802.11b    | Front Face    | 1                        | 6   | 2      | 2   | 100          | 18.5                     | 18.4                           | 0.04             | 0.222                  | 1.00              | 1.02           | 0.23                 |
|          | WLAN2.4G | 802.11ax20 | Front Face    | 1                        | 6   | 1      | 1+2 | 86.03        | 18.5                     | 17.00                          | -0.09            | 0.137                  | 1.16              | 1.41           | 0.23                 |
|          | WLAN2.4G | 802.11ax20 | Rear Face     | 1                        | 6   | 1      | 1+2 | 86.03        | 18.5                     | 17.00                          | 0.03             | 0.080                  | 1.16              | 1.41           | 0.13                 |
|          | WLAN2.4G | 802.11ax20 | Front Face    | 1                        | 1   | 1      | 1+2 | 86.03        | 18.5                     | 16.78                          | 0.18             | 0.112                  | 1.16              | 1.48           | 0.19                 |
|          | WLAN2.4G | 802.11ax20 | Front Face    | 1                        | 11  | 1      | 1+2 | 86.03        | 15.5                     | 14.42                          | 0.15             | 0.105                  | 1.16              | 1.28           | 0.16                 |
|          | WLAN2.4G | 802.11ax20 | Front Face    | 1                        | 6   | 2      | 1+2 | 86.03        | 18.5                     | 17.00                          | 0.05             | 0.128                  | 1.16              | 1.41           | 0.21                 |
|          | WLAN5G   | 802.11a    | Front Face    | 1                        | 60  | 1      | 1   | 93.45        | 17                       | 16.03                          | 0.11             | 0.087                  | 1.07              | 1.25           | 0.12                 |
|          | WLAN5G   | 802.11a    | Rear Face     | 1                        | 60  | 1      | 1   | 93.45        | 17                       | 16.03                          | 0.09             | 0.304                  | 1.07              | 1.25           | 0.41                 |
|          | WLAN5G   | 802.11a    | Rear Face     | 1                        | 52  | 1      | 1   | 93.45        | 17                       | 15.84                          | -0.11            | 0.389                  | 1.07              | 1.31           | 0.54                 |
|          | WLAN5G   | 802.11a    | Rear Face     | 1                        | 56  | 1      | 1   | 93.45        | 17                       | 15.92                          | 0.01             | 0.388                  | 1.07              | 1.28           | 0.53                 |
|          | WLAN5G   | 802.11a    | Rear Face     | 1                        | 64  | 1      | 1   | 93.45        | 15.5                     | 14.3                           | 0.13             | 0.382                  | 1.07              | 1.32           | 0.54                 |
|          | WLAN5G   | 802.11a    | Rear Face     | 1                        | 52  | 2      | 1   | 93.45        | 17                       | 15.84                          | 0.08             | 0.349                  | 1.07              | 1.31           | 0.49                 |
|          | WLAN5G   | 802.11a    | Front Face    | 1                        | 52  | 1      | 2   | 93.45        | 17                       | 15.52                          | 0.08             | 0.241                  | 1.07              | 1.41           | 0.36                 |
|          | WLAN5G   | 802.11a    | Rear Face     | 1                        | 52  | 1      | 2   | 93.45        | 17                       | 15.52                          | 0.15             | 0.286                  | 1.07              | 1.41           | 0.43                 |
|          | WLAN5G   | 802.11a    | Rear Face     | 1                        | 56  | 1      | 2   | 93.45        | 17                       | 15.48                          | 0.08             | 0.241                  | 1.07              | 1.42           | 0.37                 |
|          | WLAN5G   | 802.11a    | Rear Face     | 1                        | 60  | 1      | 2   | 93.45        | 17                       | 15.41                          | 0.15             | 0.286                  | 1.07              | 1.44           | 0.44                 |
|          | WLAN5G   | 802.11a    | Rear Face     | 1                        | 64  | 1      | 2   | 93.45        | 17                       | 15.31                          | 0.03             | 0.269                  | 1.07              | 1.48           | 0.42                 |
|          | WLAN5G   | 802.11a    | Rear Face     | 1                        | 60  | 2      | 2   | 93.45        | 17                       | 15.41                          | 0.08             | 0.269                  | 1.07              | 1.44           | 0.42                 |
|          | WLAN5G   | 802.11ax20 | Front Face    | 1                        | 64  | 1      | 1+2 | 91.25        | 19                       | 17.60                          | 0.17             | 0.225                  | 1.10              | 1.38           | 0.34                 |
|          | WLAN5G   | 802.11ax20 | Rear Face     | 1                        | 64  | 1      | 1+2 | 91.25        | 19                       | 17.60                          | 0.07             | 0.387                  | 1.10              | 1.38           | 0.59                 |
| 7        | WLAN5G   | 802.11ax20 | Rear Face     | 1                        | 52  | 1      | 1+2 | 91.25        | 19                       | 17.53                          | 0.06             | 0.426                  | 1.10              | 1.40           | <b>0.65</b>          |
|          | WLAN5G   | 802.11ax20 | Rear Face     | 1                        | 56  | 1      | 1+2 | 91.25        | 19                       | 17.52                          | 0.06             | 0.378                  | 1.10              | 1.41           | 0.58                 |
|          | WLAN5G   | 802.11ax20 | Rear Face     | 1                        | 60  | 1      | 1+2 | 91.25        | 19                       | 17.57                          | 0.09             | 0.305                  | 1.10              | 1.39           | 0.46                 |
|          | WLAN5G   | 802.11ax20 | Rear Face     | 1                        | 52  | 2      | 1+2 | 91.25        | 19                       | 17.53                          | 0.02             | 0.357                  | 1.10              | 1.40           | 0.55                 |
|          | WLAN5G   | 802.11a    | Front Face    | 1                        | 144 | 1      | 1   | 93.45        | 17                       | 16.48                          | 0.09             | 0.097                  | 1.07              | 1.13           | 0.12                 |
|          | WLAN5G   | 802.11a    | Rear Face     | 1                        | 144 | 1      | 1   | 93.45        | 17                       | 16.48                          | 0.11             | 0.308                  | 1.07              | 1.13           | 0.37                 |
|          | WLAN5G   | 802.11a    | Rear Face     | 1                        | 144 | 1      | 1   | 93.45        | 17                       | 16.48                          | 0.08             | 0.258                  | 1.07              | 1.13           | 0.31                 |
| 8        | WLAN5G   | 802.11a    | Rear Face     | 1                        | 100 | 1      | 1   | 93.45        | 17                       | 15.93                          | 0.01             | 0.428                  | 1.07              | 1.28           | <b>0.59</b>          |
|          | WLAN5G   | 802.11a    | Rear Face     | 1                        | 116 | 1      | 1   | 93.45        | 17                       | 15.84                          | 0.19             | 0.314                  | 1.07              | 1.31           | 0.44                 |
|          | WLAN5G   | 802.11a    | Rear Face     | 1                        | 124 | 1      | 1   | 93.45        | 17                       | 15.8                           | 0.17             | 0.300                  | 1.07              | 1.32           | 0.42                 |
|          | WLAN5G   | 802.11a    | Rear Face     | 1                        | 132 | 1      | 1   | 93.45        | 17                       | 15.96                          | -0.15            | 0.270                  | 1.07              | 1.27           | 0.37                 |
|          | WLAN5G   | 802.11a    | Rear Face     | 1                        | 140 | 1      | 1   | 93.45        | 17                       | 15.81                          | -0.11            | 0.242                  | 1.07              | 1.32           | 0.34                 |
|          | WLAN5G   | 802.11a    | Rear Face     | 1                        | 100 | 2      | 1   | 93.45        | 17                       | 15.93                          | 0.07             | 0.397                  | 1.07              | 1.28           | 0.54                 |
|          | WLAN5G   | 802.11a    | Front Face    | 1                        | 100 | 1      | 2   | 93.45        | 16                       | 14.88                          | 0.06             | 0.242                  | 1.07              | 1.29           | 0.34                 |
|          | WLAN5G   | 802.11a    | Rear Face     | 1                        | 100 | 1      | 2   | 93.45        | 16                       | 14.88                          | 0.14             | 0.362                  | 1.07              | 1.29           | 0.50                 |
|          | WLAN5G   | 802.11a    | Rear Face     | 1                        | 116 | 1      | 2   | 93.45        | 16                       | 14.55                          | 0.16             | 0.370                  | 1.07              | 1.40           | 0.55                 |
|          | WLAN5G   | 802.11a    | Rear Face     | 1                        | 124 | 1      | 2   | 93.45        | 16                       | 14.48                          | 0.01             | 0.321                  | 1.07              | 1.42           | 0.49                 |
|          | WLAN5G   | 802.11a    | Rear Face     | 1                        | 132 | 1      | 2   | 93.45        | 16                       | 14.62                          | 0.09             | 0.347                  | 1.07              | 1.37           | 0.51                 |
|          | WLAN5G   | 802.11a    | Rear Face     | 1                        | 140 | 1      | 2   | 93.45        | 16                       | 14.52                          | -0.03            | 0.323                  | 1.07              | 1.41           | 0.49                 |
|          | WLAN5G   | 802.11a    | Rear Face     | 1                        | 144 | 1      | 2   | 93.45        | 16                       | 14.48                          | 0.04             | 0.333                  | 1.07              | 1.42           | 0.51                 |
|          | WLAN5G   | 802.11a    | Rear Face     | 1                        | 116 | 2      | 2   | 93.45        | 16                       | 14.55                          | 0.05             | 0.312                  | 1.07              | 1.40           | 0.47                 |
|          | WLAN5G   | 802.11ax20 | Front Face    | 1                        | 100 | 1      | 1+2 | 91.25        | 17.5                     | 16.86                          | -0.14            | 0.279                  | 1.10              | 1.16           | 0.35                 |
|          | WLAN5G   | 802.11ax20 | Rear Face     | 1                        | 100 | 1      | 1+2 | 91.25        | 17.5                     | 16.86                          | 0.17             | 0.342                  | 1.10              | 1.16           | 0.43                 |
|          | WLAN5G   | 802.11ax20 | Rear Face     | 1                        | 116 | 1      | 1+2 | 91.25        | 17.5                     | 16.66                          | 0.08             | 0.361                  | 1.10              | 1.21           | 0.48                 |



# FCC SAR Test Report

| Plot No. | Band   | Mode       | Test Position | Separation Distance (cm) | Ch. | Sample | Ant | Duty Cycle % | Max. Tune-up Power (dBm) | Measured Conducted Power (dBm) | Power Drift (dB) | Measured SAR-1g (W/kg) | Duty Cycle Factor | Scaling Factor | Scaled SAR-1g (W/kg) |
|----------|--------|------------|---------------|--------------------------|-----|--------|-----|--------------|--------------------------|--------------------------------|------------------|------------------------|-------------------|----------------|----------------------|
|          | WLAN5G | 802.11ax20 | Rear Face     | 1                        | 124 | 1      | 1+2 | 91.25        | 17.5                     | 16.62                          | 0.06             | 0.321                  | 1.10              | 1.22           | 0.43                 |
|          | WLAN5G | 802.11ax20 | Rear Face     | 1                        | 132 | 1      | 1+2 | 91.25        | 17.5                     | 16.58                          | 0.12             | 0.337                  | 1.10              | 1.24           | 0.46                 |
|          | WLAN5G | 802.11ax20 | Rear Face     | 1                        | 140 | 1      | 1+2 | 91.25        | 17.5                     | 16.23                          | 0.05             | 0.366                  | 1.10              | 1.34           | 0.54                 |
|          | WLAN5G | 802.11ax20 | Rear Face     | 1                        | 144 | 1      | 1+2 | 91.25        | 17.5                     | 16.16                          | 0.01             | 0.322                  | 1.10              | 1.36           | 0.48                 |
|          | WLAN5G | 802.11ax20 | Rear Face     | 1                        | 140 | 2      | 1+2 | 91.25        | 17.5                     | 16.23                          | -0.09            | 0.344                  | 1.10              | 1.34           | 0.51                 |
|          | WLAN5G | 802.11a    | Front Face    | 1                        | 165 | 1      | 1   | 93.45        | 13                       | 12.15                          | 0.14             | 0.042                  | 1.07              | 1.22           | 0.05                 |
|          | WLAN5G | 802.11a    | Rear Face     | 1                        | 165 | 1      | 1   | 93.45        | 13                       | 12.15                          | 0.16             | 0.044                  | 1.07              | 1.22           | 0.06                 |
|          | WLAN5G | 802.11a    | Rear Face     | 1                        | 165 | 1      | 1   | 93.45        | 13                       | 12.15                          | 0.01             | 0.053                  | 1.07              | 1.22           | 0.07                 |
|          | WLAN5G | 802.11a    | Rear Face     | 1                        | 149 | 1      | 1   | 93.45        | 13                       | 12.04                          | 0.11             | 0.040                  | 1.07              | 1.25           | 0.05                 |
|          | WLAN5G | 802.11a    | Rear Face     | 1                        | 157 | 1      | 1   | 93.45        | 13                       | 11.7                           | -0.05            | 0.039                  | 1.07              | 1.35           | 0.06                 |
|          | WLAN5G | 802.11a    | Rear Face     | 1                        | 165 | 2      | 1   | 93.45        | 13                       | 12.15                          | 0.07             | 0.048                  | 1.07              | 1.22           | 0.06                 |
|          | WLAN5G | 802.11ax40 | Front Face    | 1                        | 151 | 1      | 2   | 93.22        | 15.5                     | 15.08                          | 0.04             | 0.341                  | 1.07              | 1.10           | 0.40                 |
| 9        | WLAN5G | 802.11ax40 | Rear Face     | 1                        | 151 | 1      | 2   | 93.22        | 15.5                     | 15.08                          | 0.14             | 0.350                  | 1.07              | 1.10           | <b>0.41</b>          |
|          | WLAN5G | 802.11ax40 | Rear Face     | 1                        | 151 | 1      | 2   | 93.22        | 15.5                     | 15.08                          | 0.01             | 0.330                  | 1.07              | 1.10           | 0.39                 |
|          | WLAN5G | 802.11ax40 | Rear Face     | 1                        | 159 | 1      | 2   | 93.22        | 15.5                     | 14.79                          | 0.03             | 0.308                  | 1.07              | 1.18           | 0.39                 |
|          | WLAN5G | 802.11ax40 | Rear Face     | 1                        | 151 | 2      | 2   | 93.22        | 15.5                     | 15.08                          | -0.1             | 0.313                  | 1.07              | 1.10           | 0.37                 |
|          | WLAN5G | 802.11ax40 | Front Face    | 1                        | 151 | 1      | 1+2 | 93.98        | 17                       | 16.46                          | 0.16             | 0.279                  | 1.06              | 1.13           | 0.34                 |
|          | WLAN5G | 802.11ax40 | Rear Face     | 1                        | 151 | 1      | 1+2 | 93.98        | 17                       | 16.46                          | -0.12            | 0.321                  | 1.06              | 1.13           | 0.39                 |
|          | WLAN5G | 802.11ax40 | Rear Face     | 1                        | 151 | 1      | 1+2 | 93.98        | 17                       | 16.46                          | 0.11             | 0.335                  | 1.06              | 1.13           | 0.40                 |
|          | WLAN5G | 802.11ax40 | Rear Face     | 1                        | 159 | 1      | 1+2 | 93.98        | 17                       | 16.22                          | 0.1              | 0.321                  | 1.06              | 1.20           | 0.41                 |
|          | WLAN5G | 802.11ax40 | Rear Face     | 1                        | 159 | 2      | 1+2 | 93.98        | 17                       | 16.22                          | 0.07             | 0.302                  | 1.06              | 1.20           | 0.38                 |
| 10       | BT     | GFSK       | Front Face    | 1                        | 78  | 1      | -   | 76.8         | 6                        | 4.13                           | -0.09            | 0.008                  | 1.30              | 1.54           | <b>0.02</b>          |
|          | BT     | GFSK       | Rear Face     | 1                        | 78  | 1      | -   | 76.8         | 6                        | 4.13                           | 0.01             | 0.003                  | 1.30              | 1.54           | 0.01                 |
|          | BT     | GFSK       | Front Face    | 1                        | 0   | 1      | -   | 76.8         | 4                        | 2.71                           | 0.04             | 0.007                  | 1.30              | 1.35           | 0.01                 |
|          | BT     | GFSK       | Front Face    | 1                        | 39  | 1      | -   | 76.8         | 4                        | 2.02                           | 0.05             | 0.006                  | 1.30              | 1.58           | 0.01                 |
|          | BT     | GFSK       | Front Face    | 1                        | 78  | 2      | -   | 76.8         | 6                        | 4.13                           | -0.09            | 0.007                  | 1.30              | 1.54           | 0.01                 |

## 4.6.4 SAR Results for Extremity Exposure Condition (Separation Distance is 0 cm Gap)

| Plot No. | Band     | Mode       | Test Position | Separation Distance (cm) | Ch. | Sample | Ant | Duty Cycle % | Max. Tune-up Power (dBm) | Measured Conducted Power (dBm) | Power Drift (dB) | Measured SAR-1g (W/kg) | Duty Cycle Factor | Scaling Factor | Scaled SAR-1g (W/kg) |
|----------|----------|------------|---------------|--------------------------|-----|--------|-----|--------------|--------------------------|--------------------------------|------------------|------------------------|-------------------|----------------|----------------------|
|          | WLAN2.4G | 802.11b    | Front Face    | 0                        | 1   | 1      | 1   | 100          | 19.5                     | 19.08                          | 0.14             | 0.375                  | 1.00              | 1.10           | 0.41                 |
|          | WLAN2.4G | 802.11b    | Rear Face     | 0                        | 1   | 1      | 1   | 100          | 19.5                     | 19.08                          | 0.03             | 0.221                  | 1.00              | 1.10           | 0.24                 |
|          | WLAN2.4G | 802.11b    | Left Side     | 0                        | 1   | 1      | 1   | 100          | 19.5                     | 19.08                          | 0.12             | 0.480                  | 1.00              | 1.10           | 0.53                 |
|          | WLAN2.4G | 802.11b    | Top Side      | 0                        | 1   | 1      | 1   | 100          | 19.5                     | 19.08                          | -0.07            | 0.127                  | 1.00              | 1.10           | 0.14                 |
|          | WLAN2.4G | 802.11b    | Front Face    | 0                        | 6   | 1      | 1   | 100          | 19.5                     | 18.71                          | 0.03             | 0.347                  | 1.00              | 1.20           | 0.42                 |
|          | WLAN2.4G | 802.11b    | Front Face    | 0                        | 11  | 1      | 1   | 100          | 19.5                     | 18.81                          | 0.15             | 0.339                  | 1.00              | 1.17           | 0.40                 |
|          | WLAN2.4G | 802.11b    | Left Side     | 0                        | 1   | 2      | 1   | 100          | 19.5                     | 19.08                          | 0.01             | 0.455                  | 1.00              | 1.10           | 0.50                 |
|          | WLAN2.4G | 802.11b    | Front Face    | 0                        | 6   | 1      | 2   | 100          | 18.5                     | 18.4                           | 0.08             | 0.558                  | 1.00              | 1.02           | 0.57                 |
|          | WLAN2.4G | 802.11b    | Rear Face     | 0                        | 6   | 1      | 2   | 100          | 18.5                     | 18.4                           | -0.14            | 0.318                  | 1.00              | 1.02           | 0.33                 |
| 11       | WLAN2.4G | 802.11b    | Right Side    | 0                        | 6   | 1      | 2   | 100          | 18.5                     | 18.4                           | 0.16             | 0.651                  | 1.00              | 1.02           | <b>0.67</b>          |
|          | WLAN2.4G | 802.11b    | Top Side      | 0                        | 6   | 1      | 2   | 100          | 18.5                     | 18.4                           | 0.01             | 0.309                  | 1.00              | 1.02           | 0.32                 |
|          | WLAN2.4G | 802.11b    | Right Side    | 0                        | 1   | 1      | 2   | 100          | 18.5                     | 17.71                          | 0.02             | 0.548                  | 1.00              | 1.20           | 0.66                 |
|          | WLAN2.4G | 802.11b    | Right Side    | 0                        | 11  | 1      | 2   | 100          | 18.5                     | 17.72                          | -0.17            | 0.549                  | 1.00              | 1.20           | 0.66                 |
|          | WLAN2.4G | 802.11b    | Right Side    | 0                        | 6   | 2      | 2   | 100          | 18.5                     | 18.4                           | 0.06             | 0.598                  | 1.00              | 1.02           | 0.61                 |
|          | WLAN2.4G | 802.11ax20 | Front Face    | 0                        | 6   | 1      | 1+2 | 86.03        | 18.5                     | 17.00                          | 0.13             | 0.220                  | 1.16              | 1.41           | 0.36                 |
|          | WLAN2.4G | 802.11ax20 | Rear Face     | 0                        | 6   | 1      | 1+2 | 86.03        | 18.5                     | 17.00                          | 0.03             | 0.150                  | 1.16              | 1.41           | 0.25                 |
|          | WLAN2.4G | 802.11ax20 | Left Side     | 0                        | 6   | 1      | 1+2 | 86.03        | 18.5                     | 17.00                          | 0.08             | 0.161                  | 1.16              | 1.41           | 0.26                 |
|          | WLAN2.4G | 802.11ax20 | Right Side    | 0                        | 6   | 1      | 1+2 | 86.03        | 18.5                     | 17.00                          | 0.14             | 0.311                  | 1.16              | 1.41           | 0.51                 |
|          | WLAN2.4G | 802.11ax20 | Top Side      | 0                        | 6   | 1      | 1+2 | 86.03        | 18.5                     | 17.00                          | 0.12             | 0.128                  | 1.16              | 1.41           | 0.21                 |
|          | WLAN2.4G | 802.11ax20 | Right Side    | 0                        | 1   | 1      | 1+2 | 86.03        | 18.5                     | 16.78                          | -0.15            | 0.284                  | 1.16              | 1.48           | 0.49                 |
|          | WLAN2.4G | 802.11ax20 | Right Side    | 0                        | 11  | 1      | 1+2 | 86.03        | 15.5                     | 14.42                          | 0.04             | 0.281                  | 1.16              | 1.28           | 0.42                 |
|          | WLAN2.4G | 802.11ax20 | Right Side    | 0                        | 6   | 2      | 1+2 | 86.03        | 18.5                     | 17.00                          | 0.09             | 0.301                  | 1.16              | 1.41           | 0.49                 |