11G_2437_30~1000

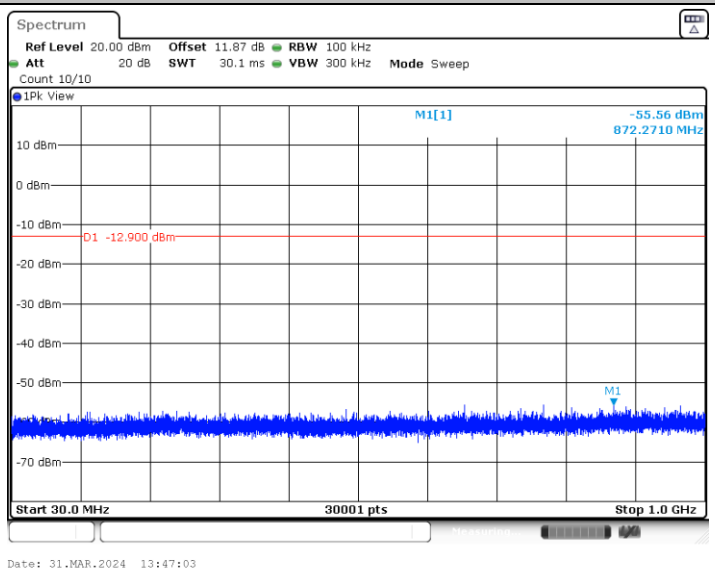

11G_2437_1000~26500

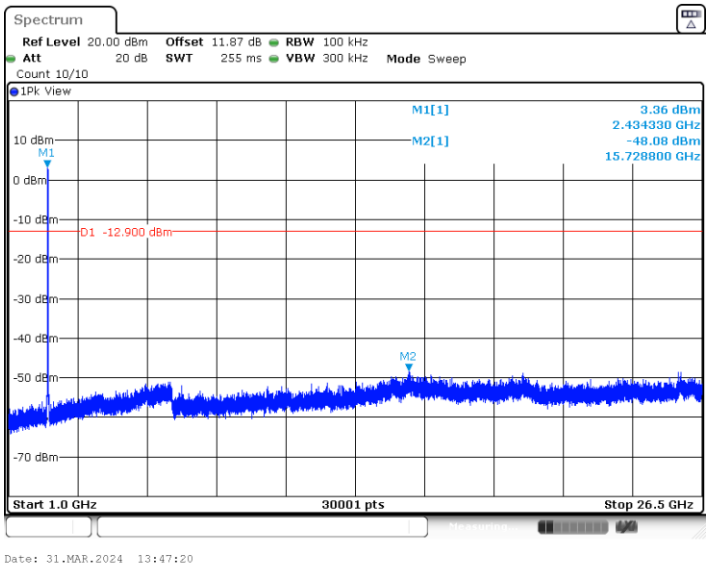

11G_2462_30~1000

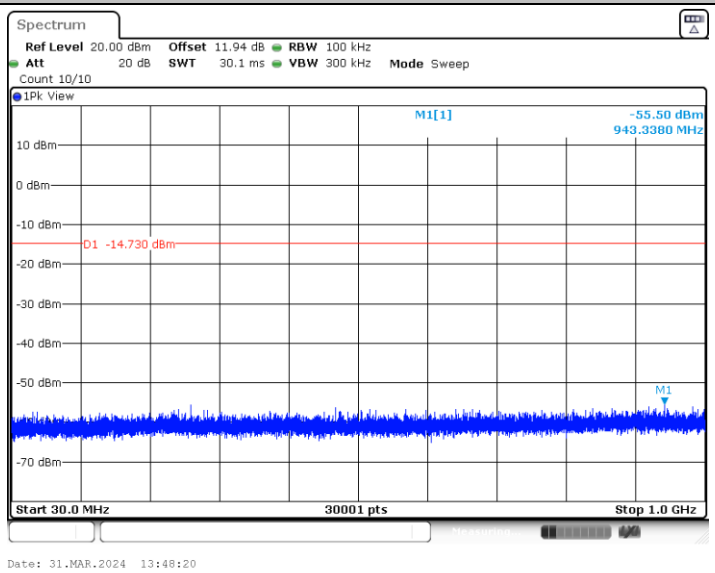

11G_2462_1000~26500

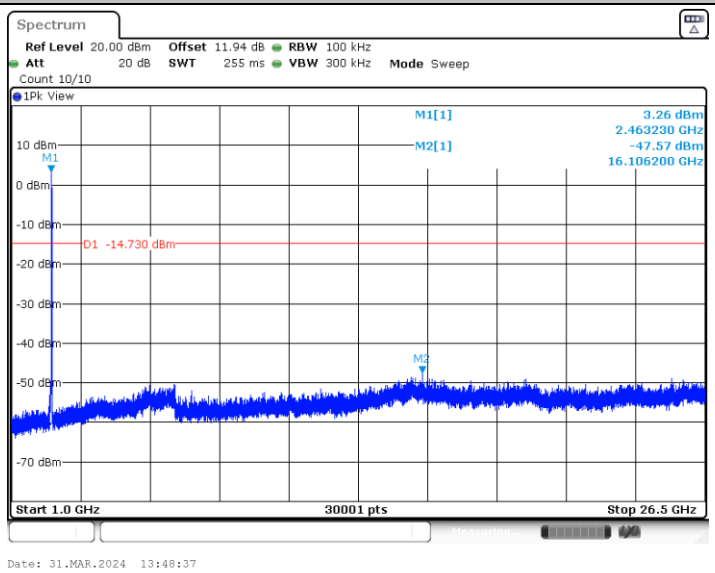

11N20SISO_2412_30~1000

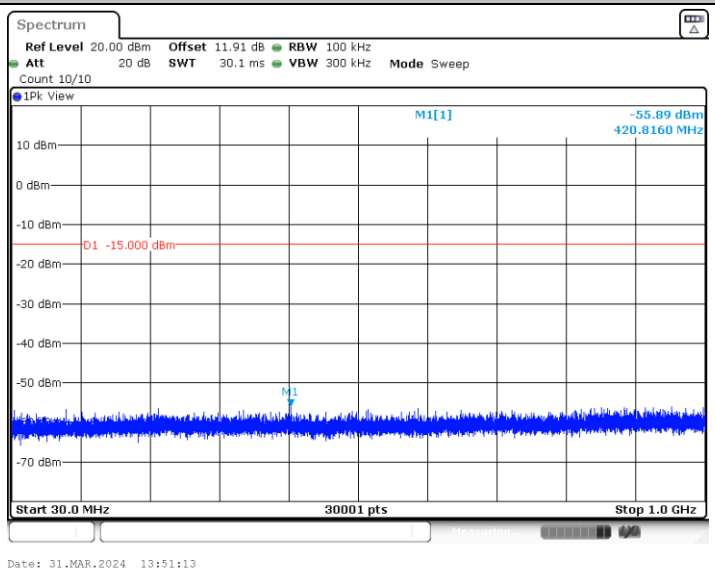

11N20SISO_2412_1000~26500

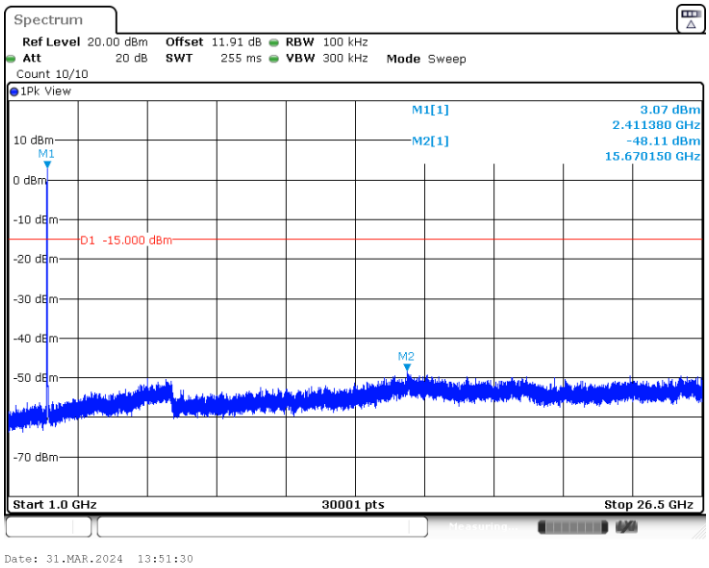

11N20SISO_2437_30~1000

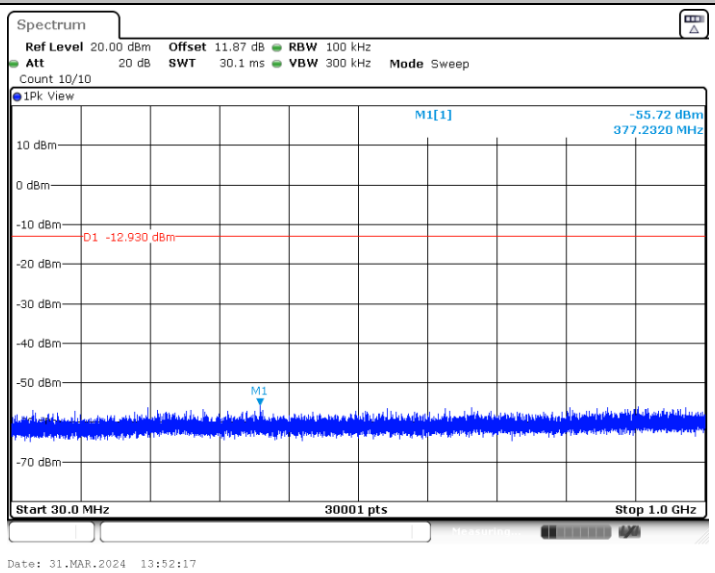

11N20SISO_2437_1000~26500

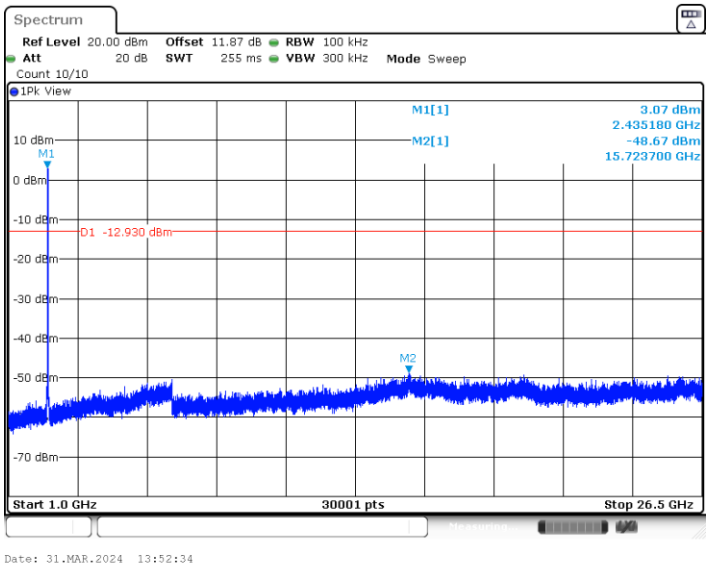

11N20SISO_2462_30~1000

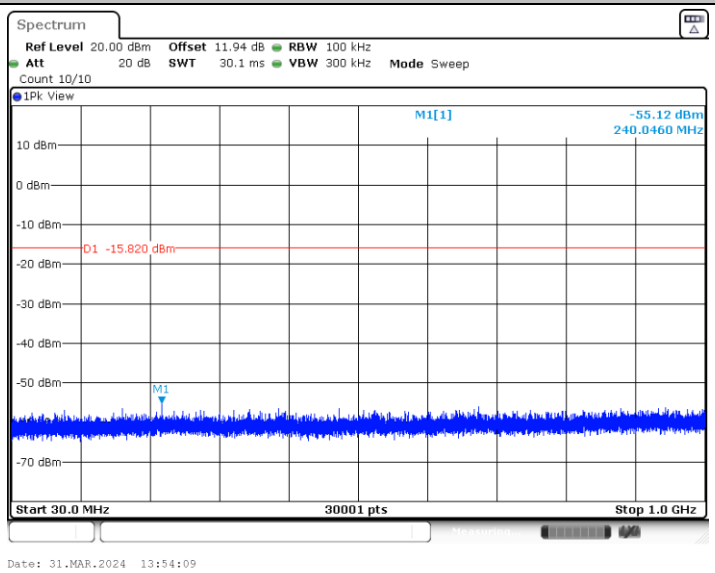

11N20SISO_2462_1000~26500

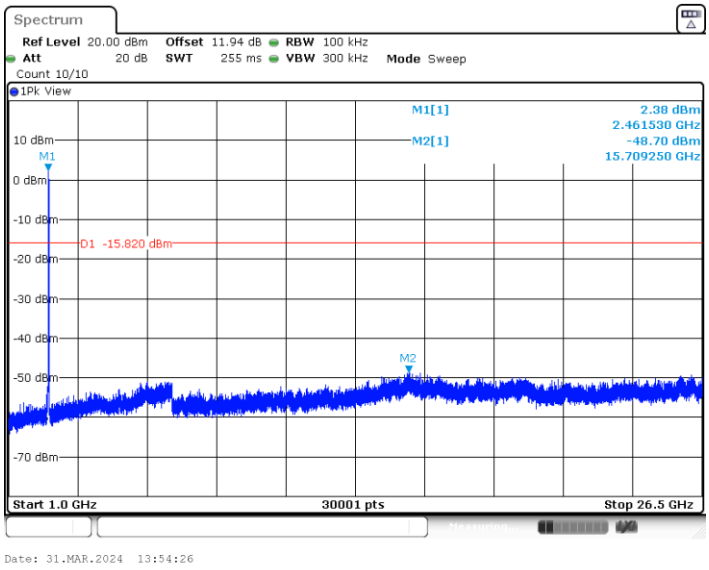

11N40SISO_2422_30~1000

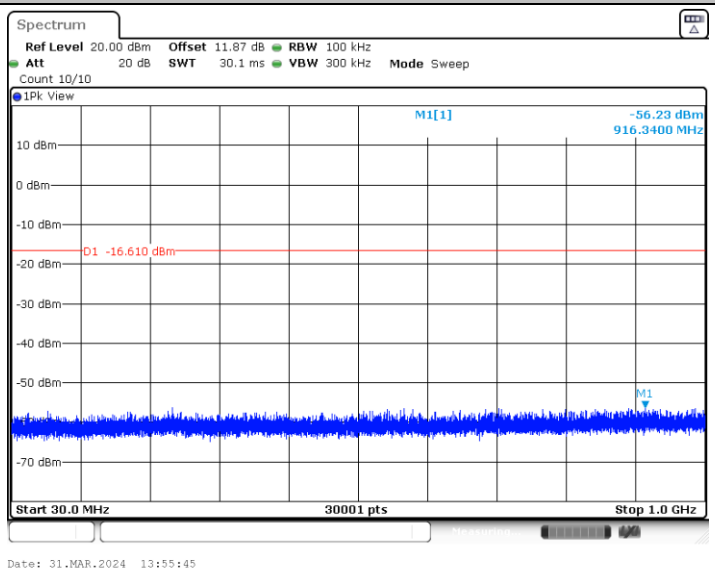

11N40SISO_2422_1000~26500

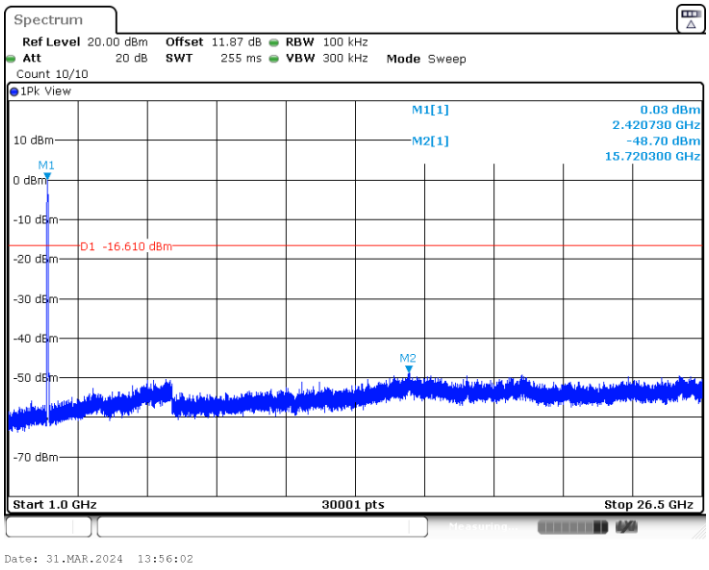

11N40SISO_2437_30~1000

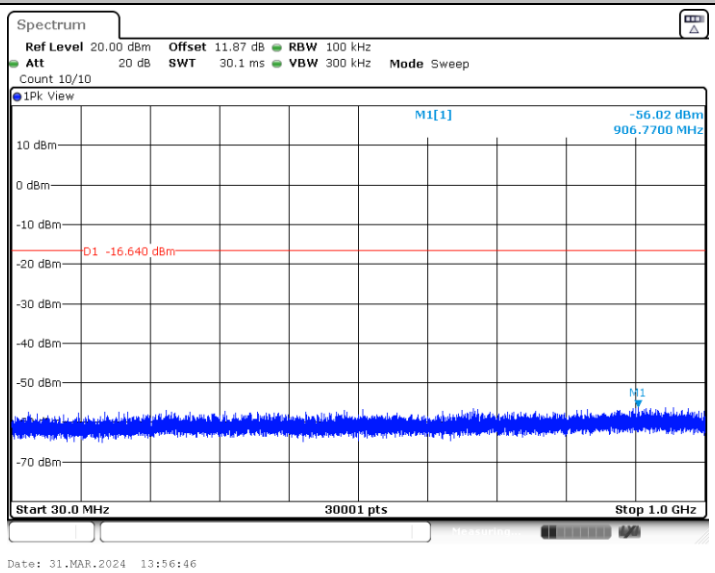

11N40SISO_2437_1000~26500

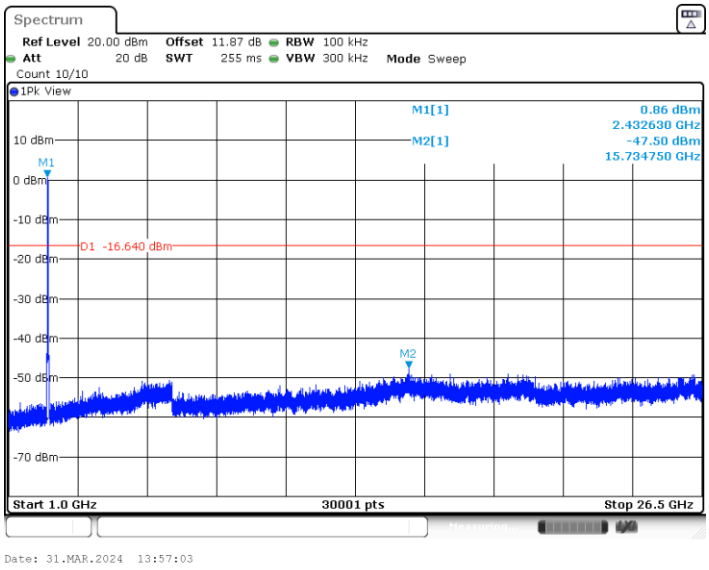

11N40SISO_2452_30~1000

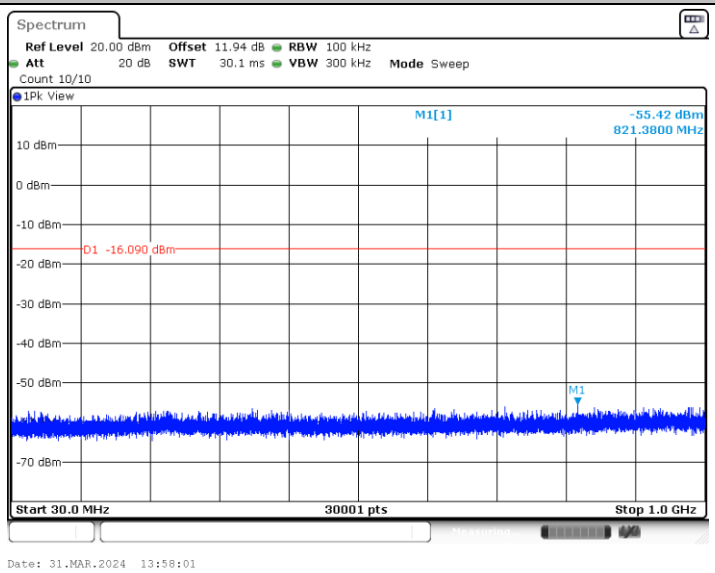

11N40SISO_2452_1000~26500

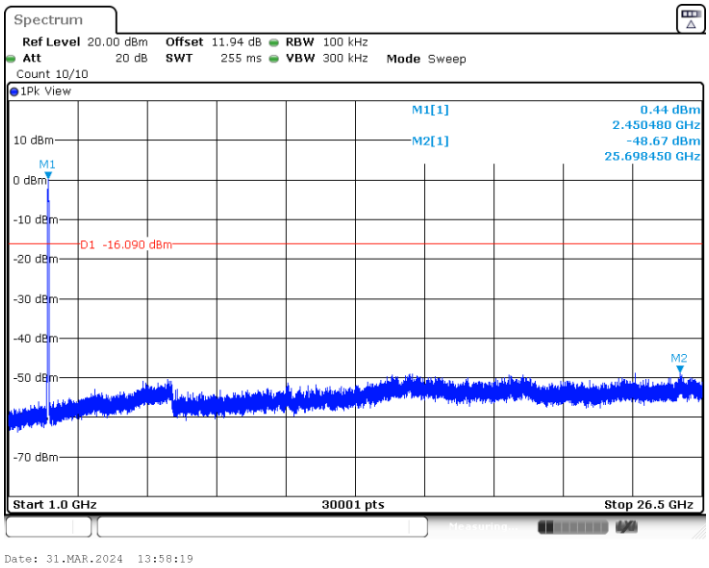

11AX20SISO_2412_30~1000

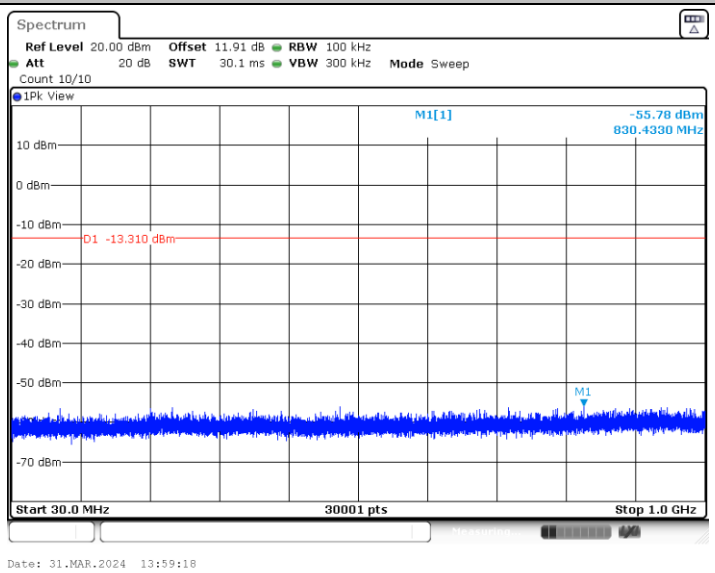

11AX20SISO_2412_1000~26500

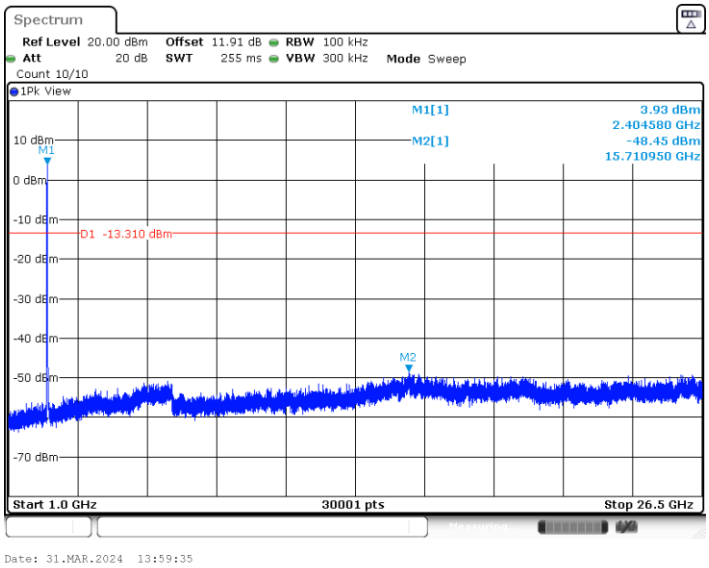

11AX20SISO_2437_30~1000

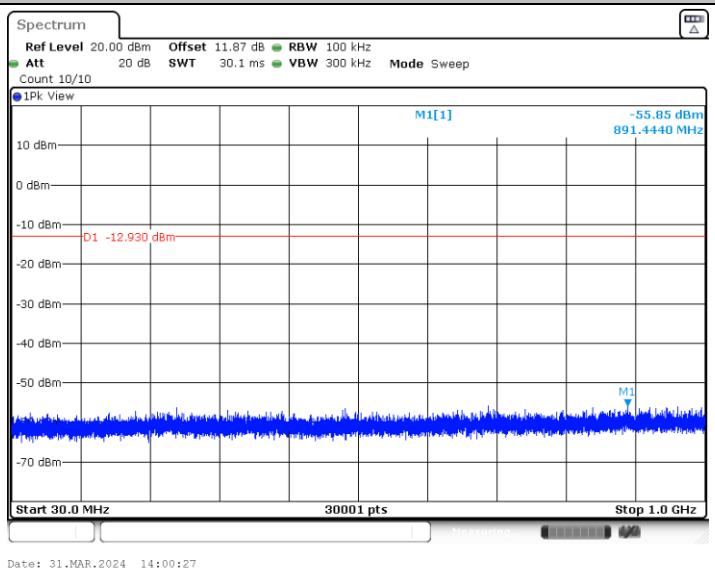

11AX20SISO_2437_1000~26500

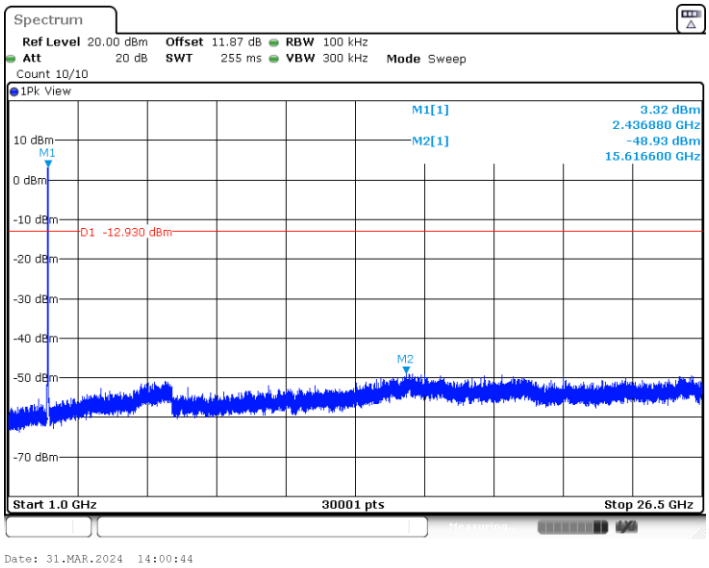

11AX20SISO_2462_30~1000

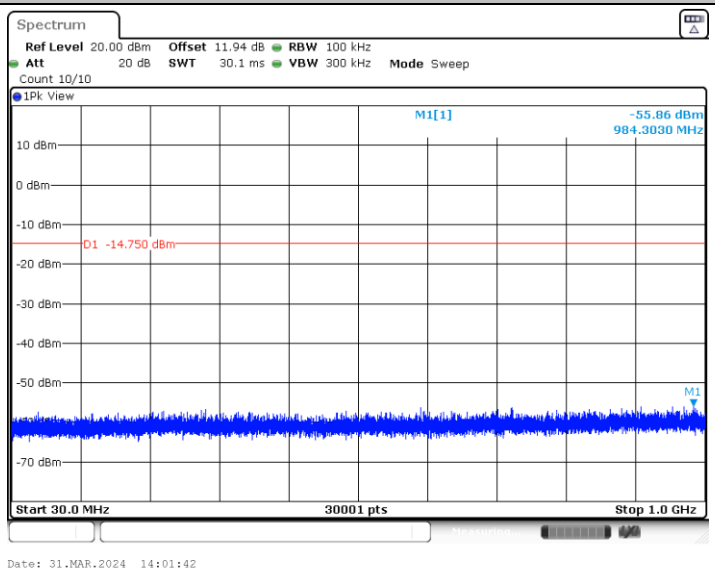

11AX20SISO_2462_1000~26500

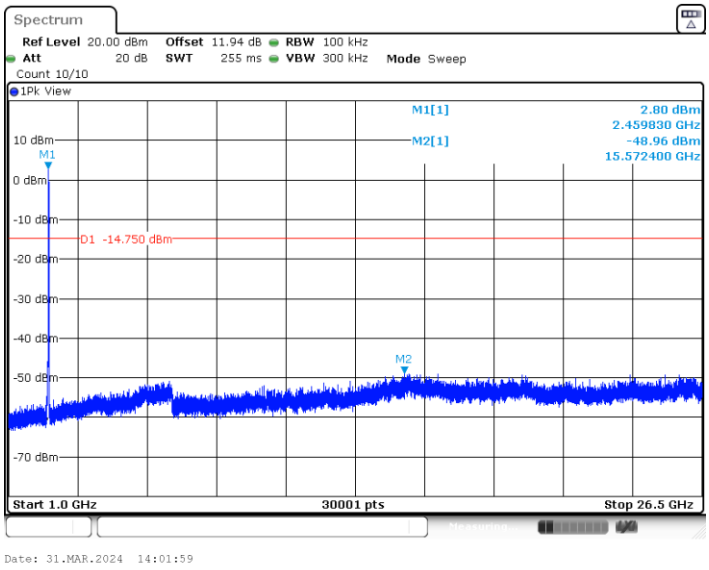

11AX40SISO_2422_30~1000

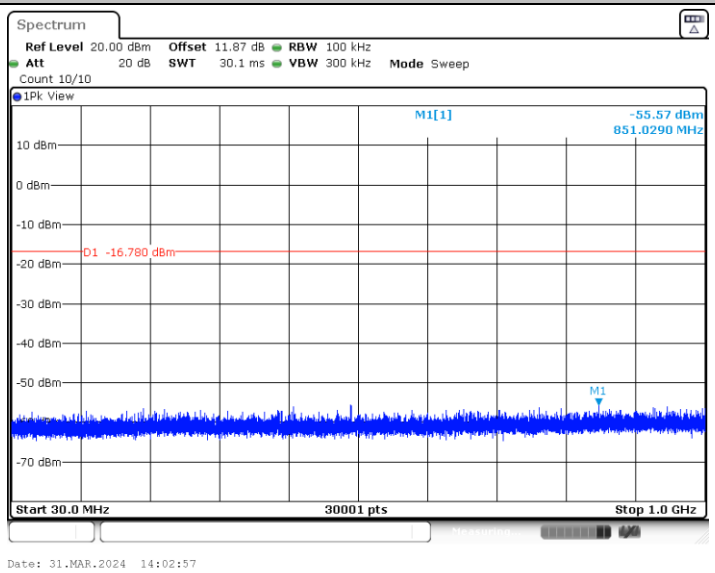

11AX40SISO_2422_1000~26500

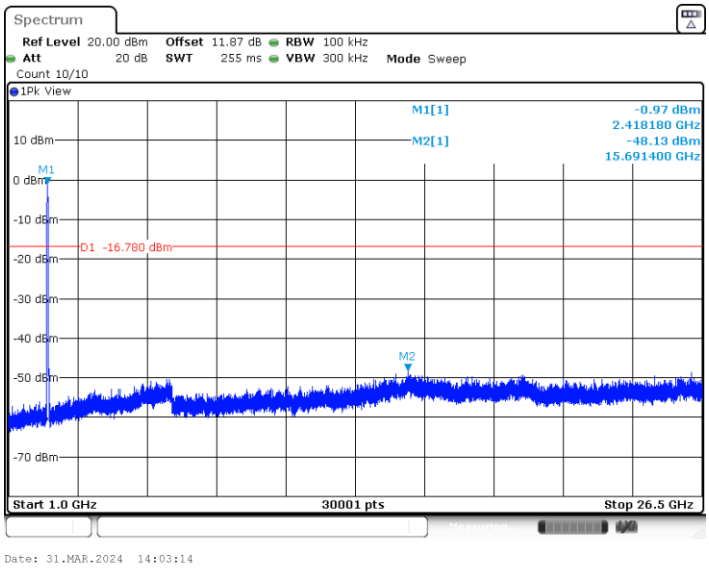

11AX40SISO_2437_30~1000

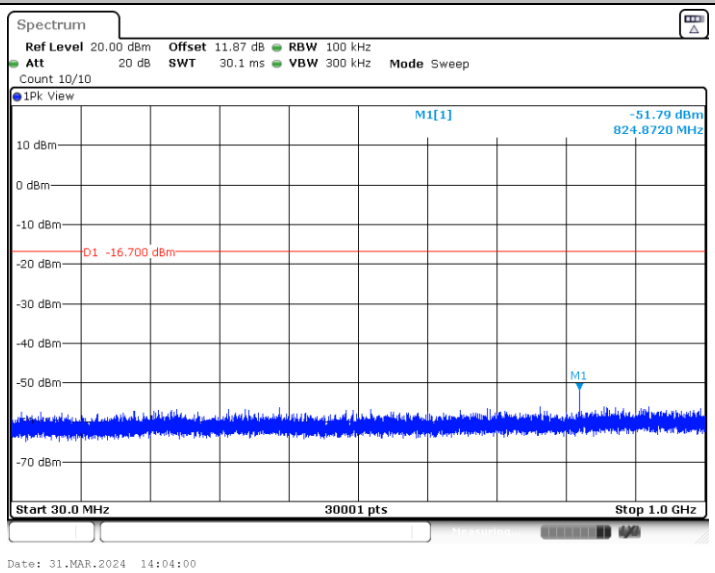

11AX40SISO_2437_1000~26500

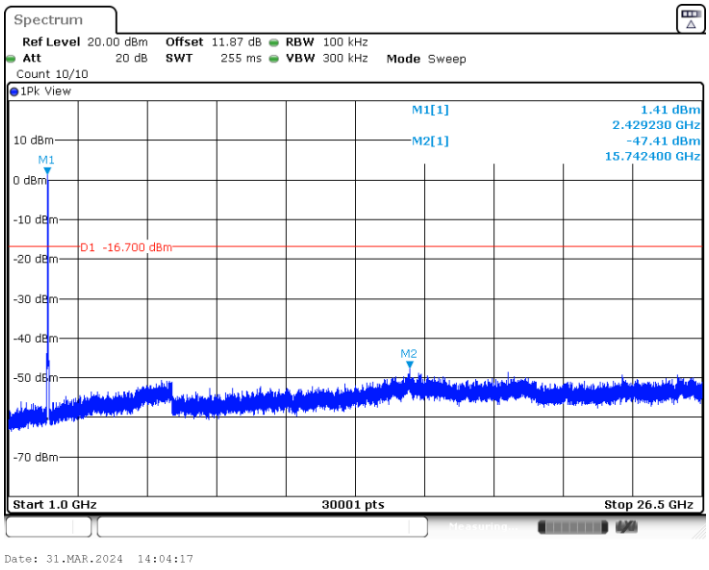

11AX40SISO_2452_30~1000

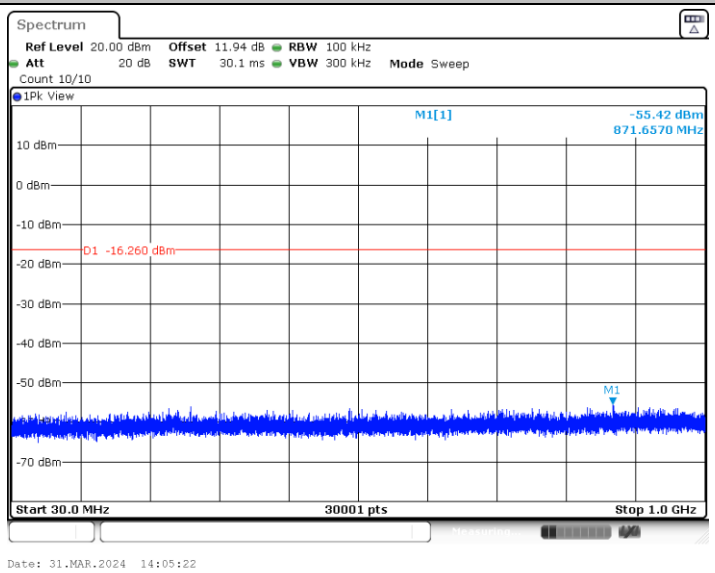

11AX40SISO_2452_1000~26500

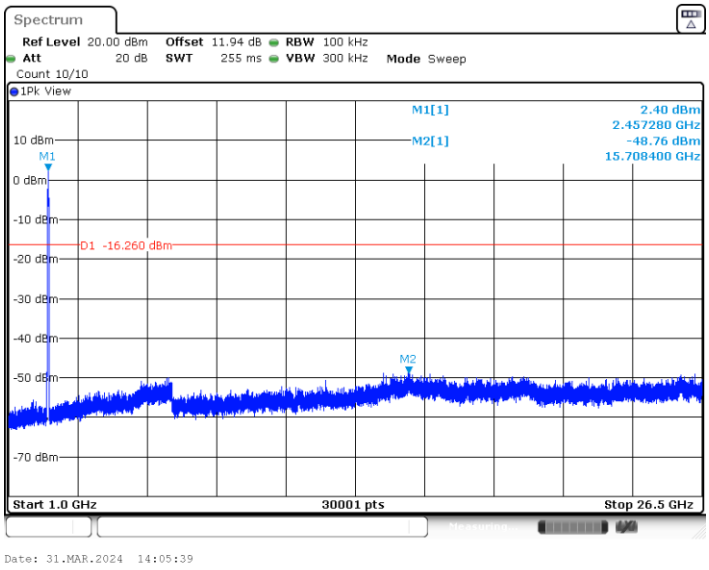

<802.11ax Partial RU>

Maximum power spectral density

Test Result

TestMode	Freq(MHz)	RuSize	RuIndex	Result [dBm/3kHz]	Limit [dBm/3kHz]	Verdict
11AX20SISO	2412	26Tone	RU0	-9.4	≤8.00	PASS
		52Tone	RU37	-9.53	≤8.00	PASS
		106Tone	RU53	-9.68	≤8.00	PASS
	2437	26Tone	RU0	-8.91	≤8.00	PASS
		52Tone	RU37	-8.97	≤8.00	PASS
		106Tone	RU53	-8.93	≤8.00	PASS
	2462	26Tone	RU8	-8.66	≤8.00	PASS
		52Tone	RU40	-8.11	≤8.00	PASS
		106Tone	RU54	-8.37	≤8.00	PASS

Test Graphs

11AX20SISO_2412_26Tone_RU0

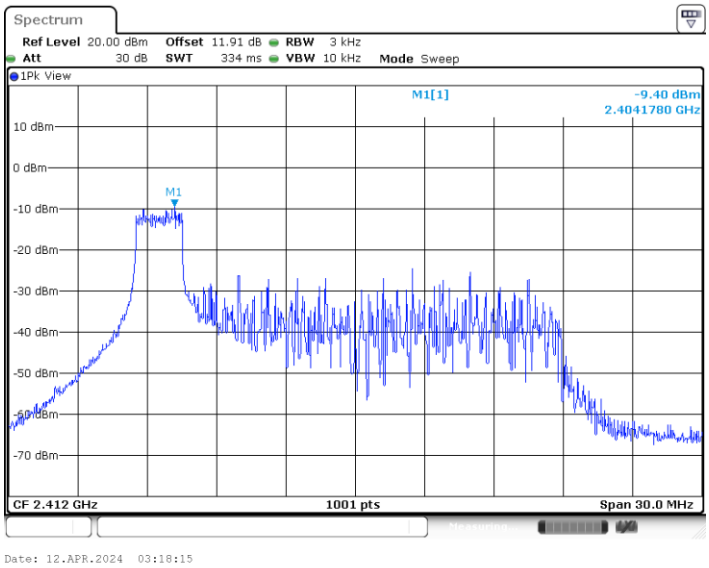

11AX20SISO_2412_52Tone_RU37

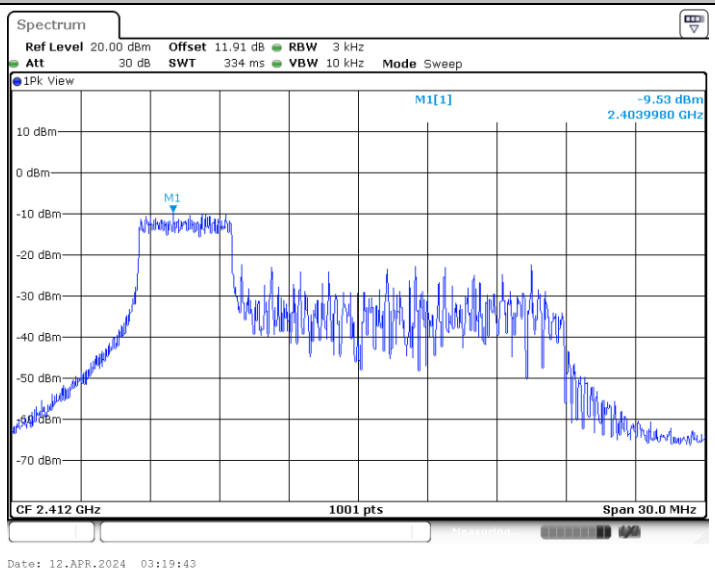

11AX20SISO_2412_106Tone_RU53

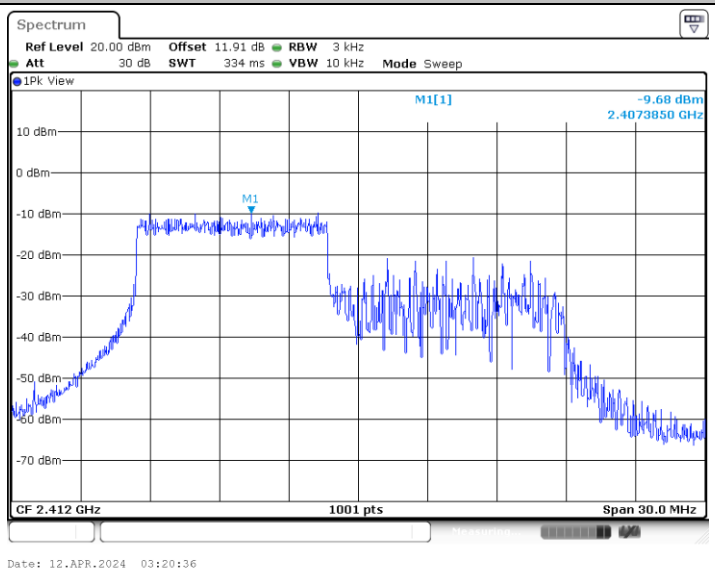

11AX20SISO_2437_26Tone_RU0

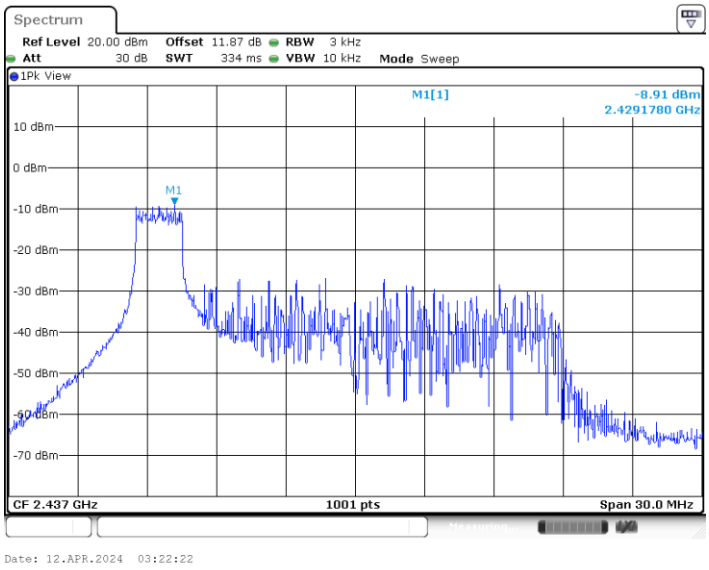

11AX20SISO_2437_52Tone_RU37

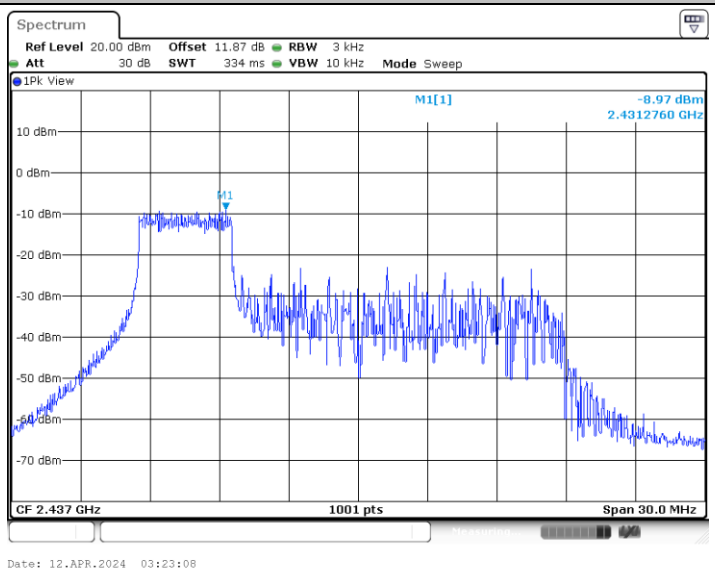

11AX20SISO_2437_106Tone_RU53

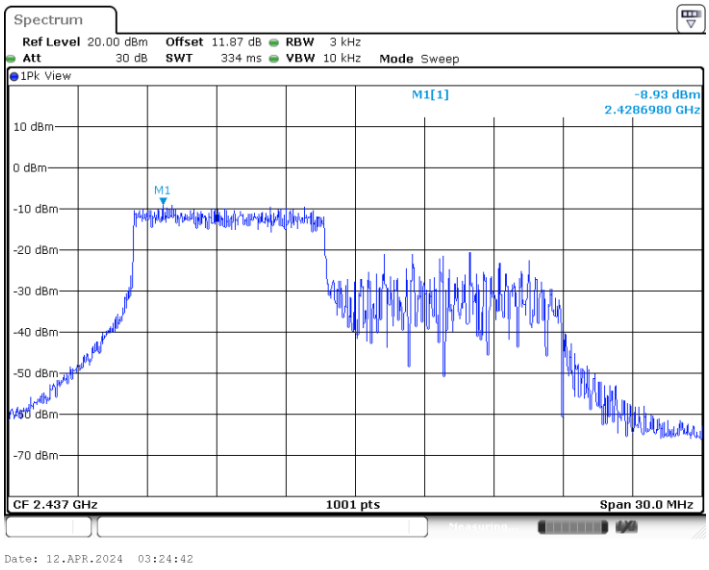

11AX20SISO_2462_26Tone_RU8

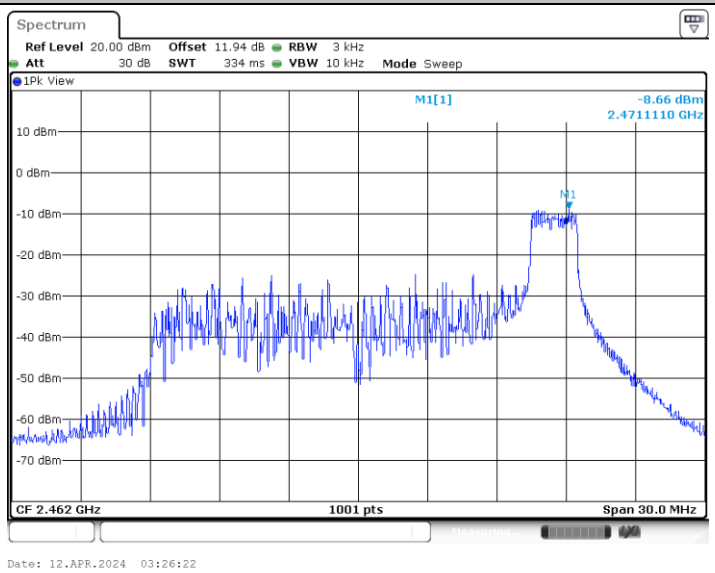

11AX20SISO_2462_52Tone_RU40

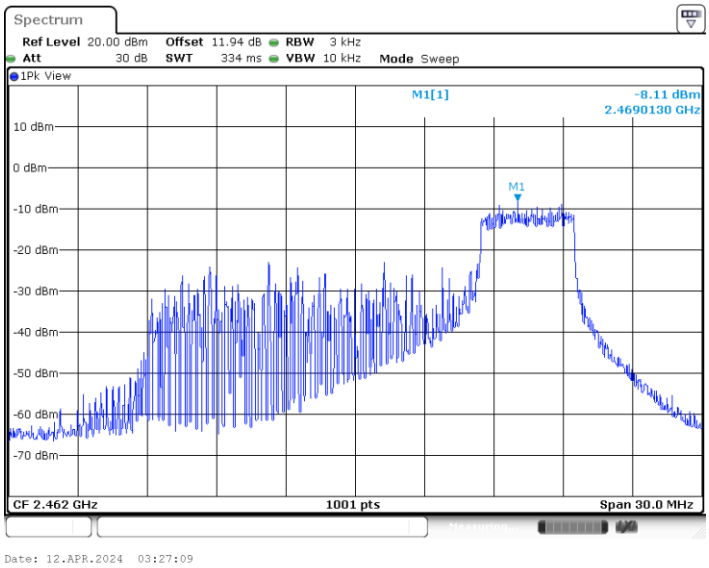

11AX20SISO_2462_106Tone_RU54
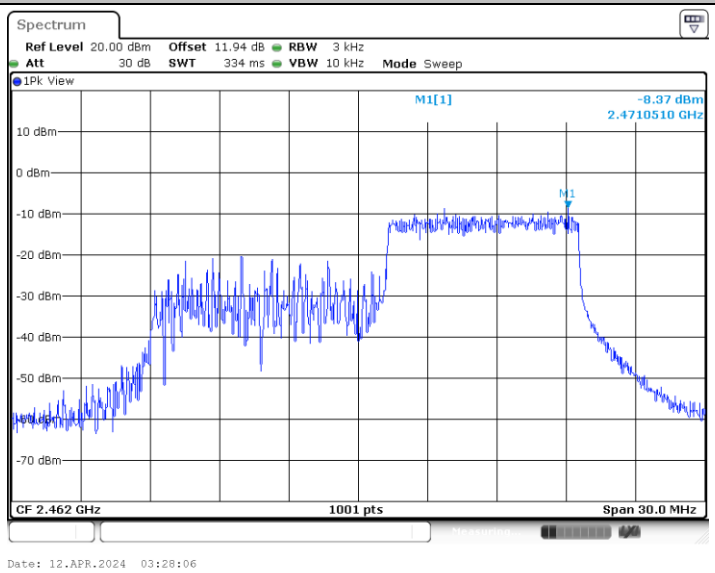

Appendix B. Radiated Spurious Emission Test Data

Test Engineer :	Carry	Relative Humidity :	41~42％
		Temperature :	22~23℃

Radiated Spurious Emission Test Modes

Mode	Band (MHz)	Modulation	Channel	Frequency	Data Rate	RU	Remark
Mode 1	2400-2483.5	802.11b	01	2412	1Mbps	-	-
Mode 2	2400-2483.5	802.11b	06	2437	1Mbps	-	-
Mode 3	2400-2483.5	802.11b	11	2462	1Mbps	-	-
Mode 4	2400-2483.5	802.11g	01	2412	6Mbps	-	-
Mode 5	2400-2483.5	802.11g	06	2437	6Mbps	-	-
Mode 6	2400-2483.5	802.11g	11	2462	6Mbps	-	-
Mode 7	2400-2483.5	802.11ax HE20	01	2412	MCS0	Full EU	-
Mode 8	2400-2483.5	802.11ax HE20	06	2437	MCS0	Full EU	-
Mode 9	2400-2483.5	802.11ax HE20	11	2462	MCS0	Full EU	-
Mode 10	2400-2483.5	802.11ax HE20	01	2412	MCS0	RU26/0	-
Mode 11	2400-2483.5	802.11ax HE20	01	2412	MCS0	RU52/37	-
Mode 12	2400-2483.5	802.11ax HE20	01	2412	MCS0	RU106/53	-
Mode 13	2400-2483.5	802.11ax HE20	11	2462	MCS0	RU26/8	-
Mode 14	2400-2483.5	802.11ax HE20	11	2462	MCS0	RU52/40	-
Mode 15	2400-2483.5	802.11ax HE20	11	2462	MCS0	RU106/54	-
Mode 16	2400-2483.5	802.11ax HE40	03	2422	MCS0	Full EU	-
Mode 17	2400-2483.5	802.11ax HE40	06	2437	MCS0	Full EU	-
Mode 18	2400-2483.5	802.11ax HE40	09	2452	MCS0	Full EU	-
Mode 19	2400-2483.5	802.11ax HE40	03	2422	MCS0	Full EU	-
	Part 27F LTE Band 13 Link (BW 5M)						

Summary of each worse mode

Mode	Modulation	Ch.	Freq. (MHz)	Level (dBuV/m)	Limit (dBuV/m)	Margin (dB)	Pol.	Peak Avg.	Result	Remark
1	802.11b	01	2388.91	41.04	54.00	-12.96	H	AVERAGE	Pass	Band Edge
1	802.11b	01	4824.00	41.49	74.00	-32.51	H	PEAK	Pass	Harmonic
2	802.11b	06	-	-	-	-	-	-	-	Band Edge
2	802.11b	06	7311.00	42.26	74.00	-31.74	H	PEAK	Pass	Harmonic
3	802.11b	11	2485.78	41.06	54.00	-12.94	H	AVERAGE	Pass	Band Edge
3	802.11b	11	7386.00	41.74	74.00	-32.26	V	PEAK	Pass	Harmonic
4	802.11g	01	2389.95	50.41	54.00	-3.59	V	AVERAGE	Pass	Band Edge
4	802.11g	01	4824.00	40.72	74.00	-33.28	H	PEAK	Pass	Harmonic
5	802.11g	06	-	-	-	-	-	-	-	Band Edge
5	802.11g	06	7311.00	43.23	74.00	-30.77	V	PEAK	Pass	Harmonic
6	802.11g	11	2483.50	47.37	54.00	-6.63	V	AVERAGE	Pass	Band Edge
6	802.11g	11	7386.00	42.36	74.00	-31.64	H	PEAK	Pass	Harmonic
7	802.11ax HE20	01	2389.95	50.42	54.00	-3.58	H	AVERAGE	Pass	Band Edge
7	802.11ax HE20	01	4824.00	40.77	74.00	-33.23	V	PEAK	Pass	Harmonic
8	802.11ax HE20	06	-	-	-	-	-	-	-	Band Edge
8	802.11ax HE20	06	7311.00	42.35	74.00	-31.65	V	PEAK	Pass	Harmonic
9	802.11ax HE20	11	2483.50	49.71	54.00	-4.29	V	AVERAGE	Pass	Band Edge
9	802.11ax HE20	11	7386.00	42.11	74.00	-31.89	H	PEAK	Pass	Harmonic
10	802.11ax HE20	01	2389.69	67.08	74.00	-6.92	H	PEAK	Pass	Band Edge
10	802.11ax HE20	01	-	-	-	-	-	-	-	Harmonic
11	802.11ax HE20	01	2389.95	65.15	74.00	-8.85	V	PEAK	Pass	Band Edge
11	802.11ax HE20	01	-	-	-	-	-	-	-	Harmonic
12	802.11ax HE20	01	2389.95	64.51	74.00	-9.49	H	PEAK	Pass	Band Edge
12	802.11ax HE20	01	-	-	-	-	-	-	-	Harmonic
13	802.11ax HE20	11	2486.92	43.18	54.00	-10.82	V	AVERAGE	Pass	Band Edge
13	802.11ax HE20	11	-	-	-	-	-	-	-	Harmonic
14	802.11ax HE20	11	2483.68	63.86	74.00	-10.14	V	PEAK	Pass	Band Edge
14	802.11ax HE20	11	-	-	-	-	-	-	-	Harmonic
15	802.11ax HE20	11	2483.50	45.84	54.00	-8.16	V	AVERAGE	Pass	Band Edge
15	802.11ax HE20	11	-	-	-	-	-	-	-	Harmonic
16	802.11ax HE40	03	2389.95	50.86	54.00	-3.14	H	AVERAGE	Pass	Band Edge
16	802.11ax HE40	03	7266.00	42.53	74.00	-31.47	H	PEAK	Pass	Harmonic
17	802.11ax HE40	06	2483.56	47.24	54.00	-6.76	V	AVERAGE	Pass	Band Edge
17	802.11ax HE40	06	7311.00	43.31	74.00	-30.69	H	PEAK	Pass	Harmonic
18	802.11ax HE40	09	2483.50	49.83	54.00	-4.17	H	AVERAGE	Pass	Band Edge
18	802.11ax HE40	09	7356.00	42.42	74.00	-31.58	V	PEAK	Pass	Harmonic
19	802.11ax HE40	03	2389.95	47.60	54.00	-6.40	H	AVERAGE	Pass	Band Edge
19	802.11ax HE40	03	7266.00	42.31	74.00	-31.69	H	PEAK	Pass	Harmonic

Mode	1	
	Band Edge	
	2400-2483.5_802.11b_CH01_2412MHz	
Pol.	Horizontal	Fundamental
Peak	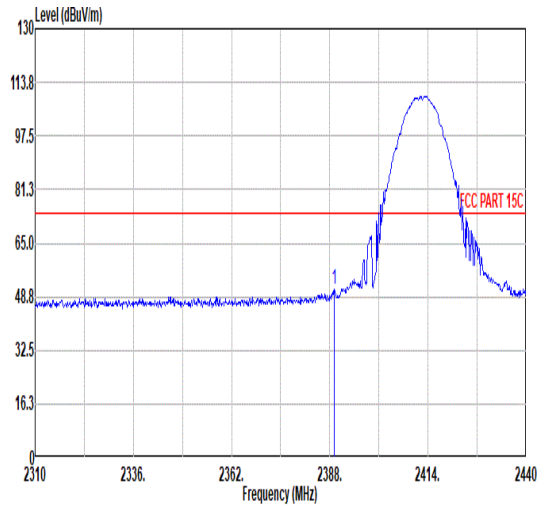 Freq Level Limit Line Margin Read Level Ant Factor Cable Loss Preamp Factor Aux Factor APos TPos Remark MHz dBuV/m dBuV/m dB dBuV dB/m dB dB dB cm deg 1 2389.17 50.83 74.00 -23.17 42.46 32.32 7.10 37.05 6.00 292 59 PEAK	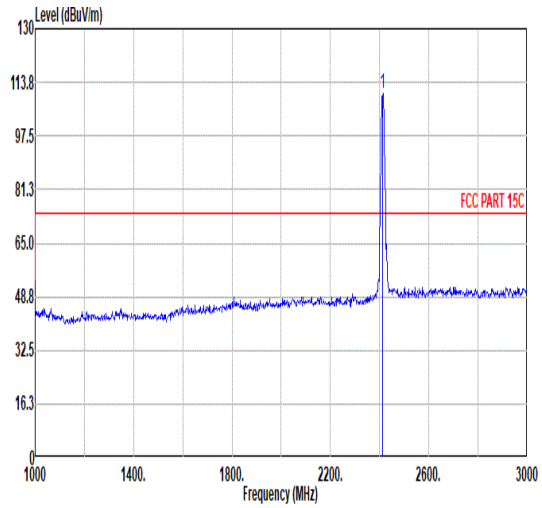 Freq Level Limit Line Margin Read Level Ant Factor Cable Loss Preamp Factor Aux Factor APos TPos Remark MHz dBuV/m dBuV/m dB dBuV dB/m dB dB dB cm deg 1 2412.00 110.18 ------ ------ 101.55 32.50 7.14 37.01 6.00 292 59 PEAK
Avg	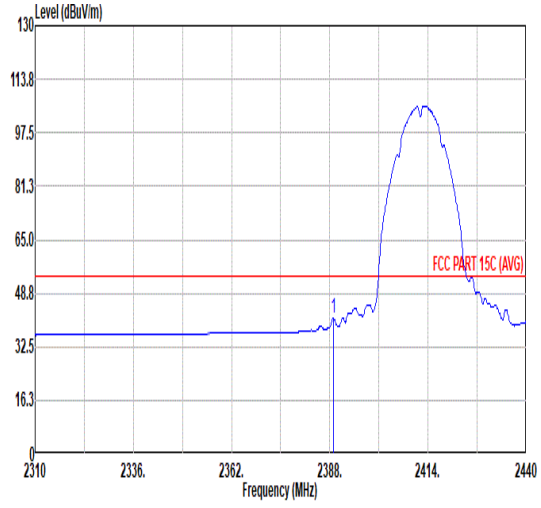 Freq Level Limit Line Margin Read Level Ant Factor Cable Loss Preamp Factor Aux Factor APos TPos Remark MHz dBuV/m dBuV/m dB dBuV dB/m dB dB dB cm deg 1 2388.91 41.04 54.00 -12.96 32.67 32.32 7.10 37.05 6.00 292 59 AVERAGE	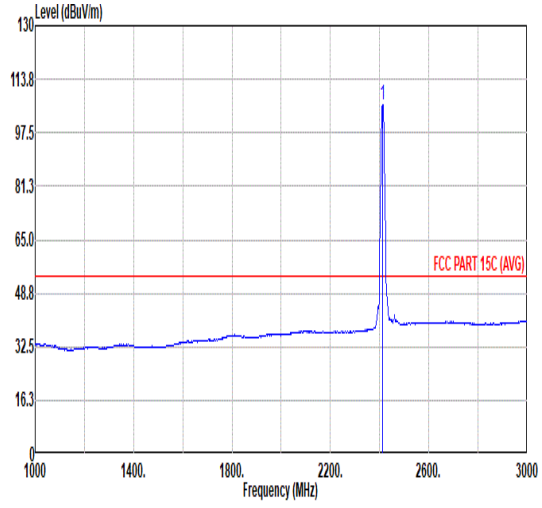 Freq Level Limit Line Margin Read Level Ant Factor Cable Loss Preamp Factor Aux Factor APos TPos Remark MHz dBuV/m dBuV/m dB dBuV dB/m dB dB dB cm deg 1 2412.00 105.82 ------ ------ 97.21 32.48 7.14 37.01 6.00 292 59 AVERAGE

Mode	1	
	Band Edge	
	2400-2483.5_802.11b_CH01_2412MHz	
Pol.	Vertical	Fundamental
Peak	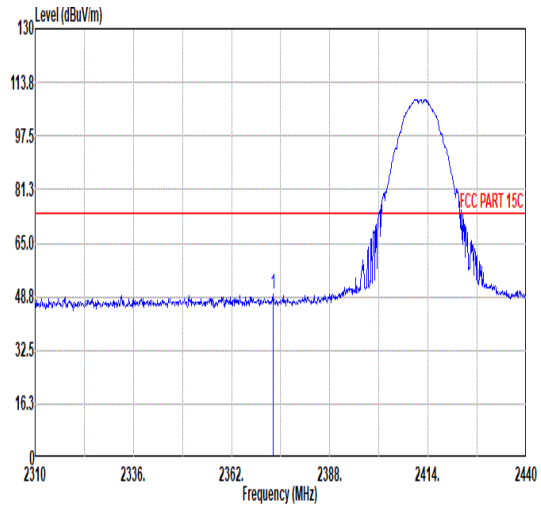 Freq Level Limit Line Margin Read Level Ant Factor Cable Loss Preamp Factor Aux Factor APos TPos Remark MHz dBuV/m dBuV/m dB dBuV dB/m dB dB dB cm deg 1 2372.92 49.63 74.00 -24.37 41.39 32.21 7.08 37.05 6.00 337 111 PEAK	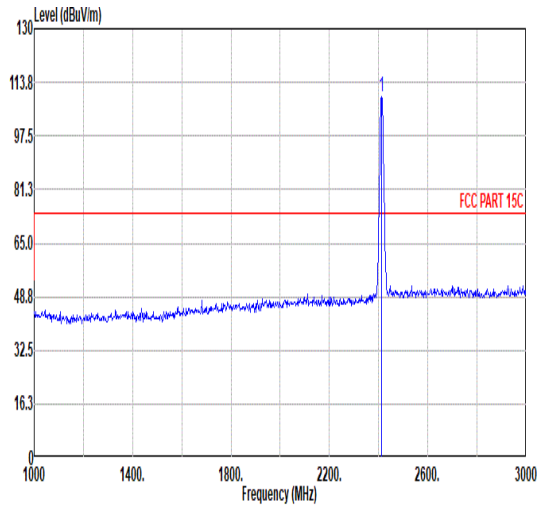 Freq Level Limit Line Margin Read Level Ant Factor Cable Loss Preamp Factor Aux Factor APos TPos Remark MHz dBuV/m dBuV/m dB dBuV dB/m dB dB dB cm deg 1 2412.00 109.24 ------ ------ 100.63 32.48 7.14 37.01 6.00 337 111 PEAK
Avg	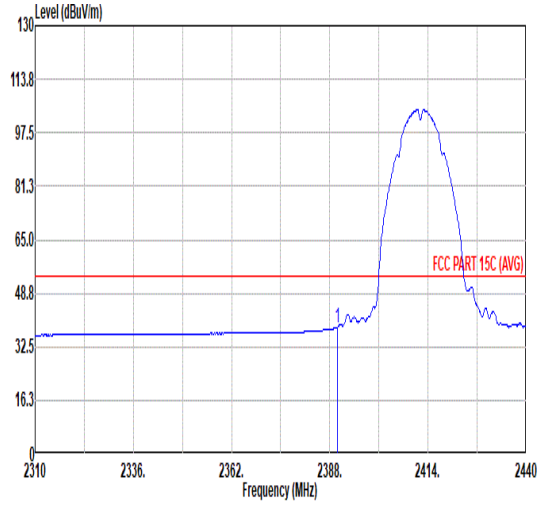 Freq Level Limit Line Margin Read Level Ant Factor Cable Loss Preamp Factor Aux Factor APos TPos Remark MHz dBuV/m dBuV/m dB dBuV dB/m dB dB dB cm deg 1 2389.95 38.16 54.00 -15.84 29.77 32.33 7.11 37.05 6.00 337 111 AVERAGE	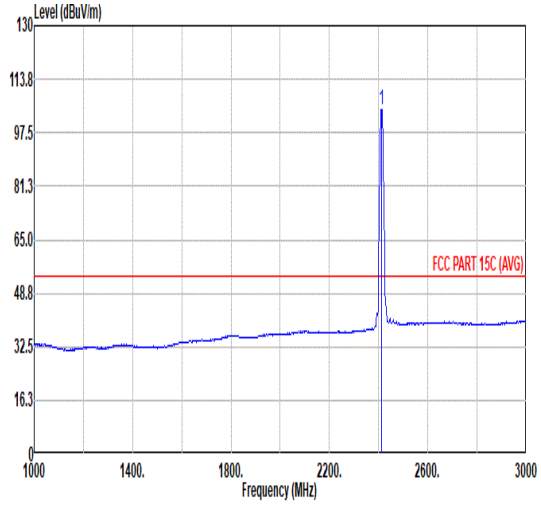 Freq Level Limit Line Margin Read Level Ant Factor Cable Loss Preamp Factor Aux Factor APos TPos Remark MHz dBuV/m dBuV/m dB dBuV dB/m dB dB dB cm deg 1 2412.00 104.72 ------ ------ 96.11 32.48 7.14 37.01 6.00 337 111 AVERAGE

Mode	1	
	Harmonic	
	2400-2483.5_802.11b_CH01_2412MHz	
Pol.	Horizontal	Vertical
Peak Avg	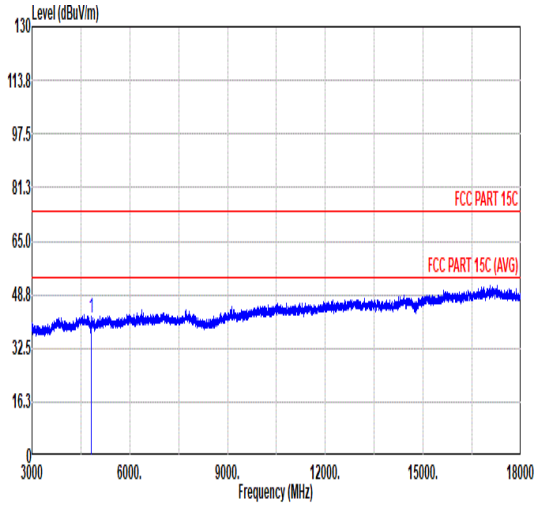 Freq Level Limit Line Margin Read Level Ant Factor Cable Loss Preamp Factor Aux Factor APos TPos Remark MHz dBuV/m dBuV/m dB dBuV dB/m dB dB dB cm deg 1 4824.00 41.49 74.00 -32.51 62.37 34.38 10.23 65.49 0.00 -- -- PEAK	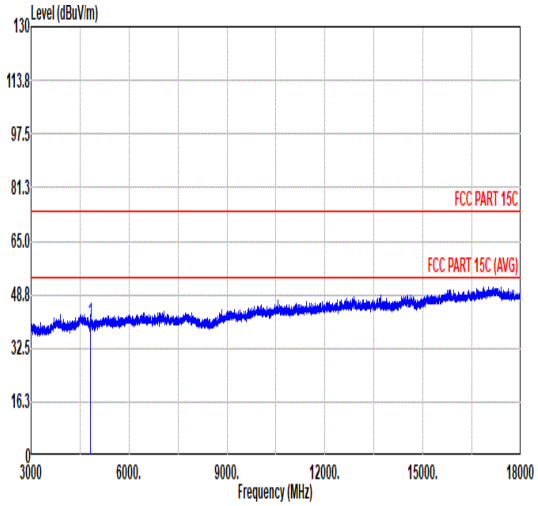 Freq Level Limit Line Margin Read Level Ant Factor Cable Loss Preamp Factor Aux Factor APos TPos Remark MHz dBuV/m dBuV/m dB dBuV dB/m dB dB dB cm deg 1 4824.00 40.38 74.00 -33.62 61.26 34.38 10.23 65.49 0.00 -- -- PEAK

Mode	2	
	Harmonic	
	2400-2483.5_802.11b_CH06_2437MHz	
Pol.	Horizontal	Vertical
Peak Avg	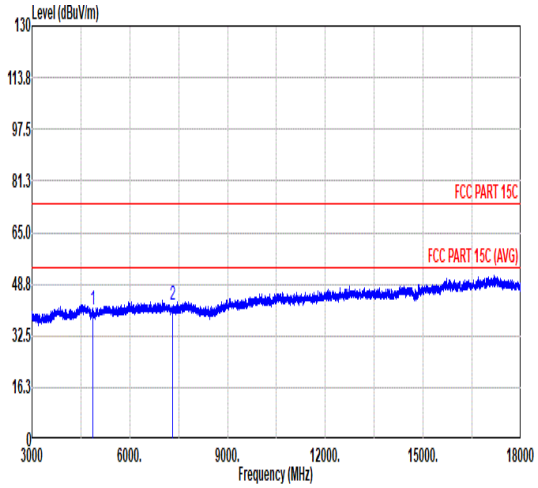 Freq Level Limit Line Margin Read Level Ant Factor Cable Loss Preamp Factor Aux Factor APos TPos Remark MHz dBuV/m dBuV/m dB dBuV dB/m dB dB dB cm deg 1 4874.00 40.52 74.00 -33.48 61.43 34.33 10.29 65.53 0.00 -- -- PEAK 2 7311.00 42.26 74.00 -31.74 59.84 35.99 12.72 66.29 0.00 -- -- PEAK	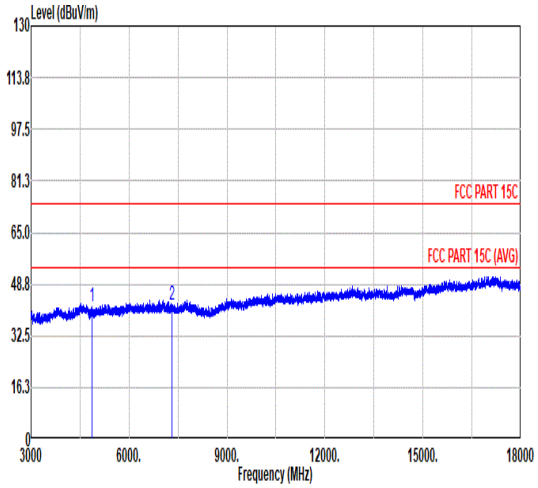 Freq Level Limit Line Margin Read Level Ant Factor Cable Loss Preamp Factor Aux Factor APos TPos Remark MHz dBuV/m dBuV/m dB dBuV dB/m dB dB dB cm deg 1 4874.00 41.46 74.00 -32.54 62.37 34.33 10.29 65.53 0.00 -- -- PEAK 2 7311.00 42.25 74.00 -31.75 59.83 35.99 12.72 66.29 0.00 -- -- PEAK

Mode	3	
	Band Edge	
	2400-2483.5_802.11b_CH11_2462MHz	
Pol.	Horizontal	Fundamental
Peak	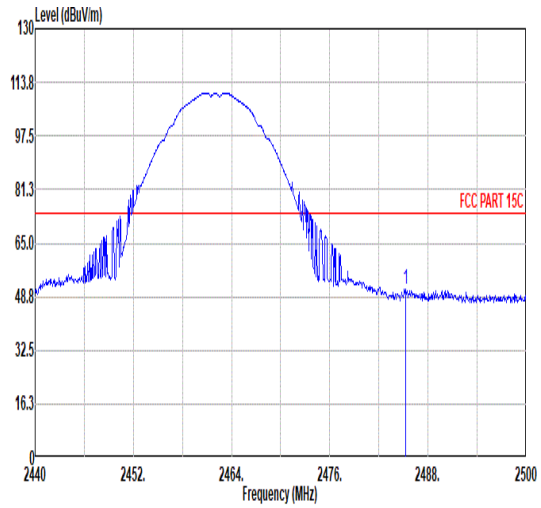 Freq Level Limit Line Margin Read Level Ant Factor Cable Loss Preamp Factor Aux Factor APos TPos Remark MHz dBuV/m dBuV/m dB dBuV dB/m dB dB dB cm deg 1 2485.30 51.25 74.00 -22.75 41.83 33.00 7.26 36.84 6.00 122 4 PEAK	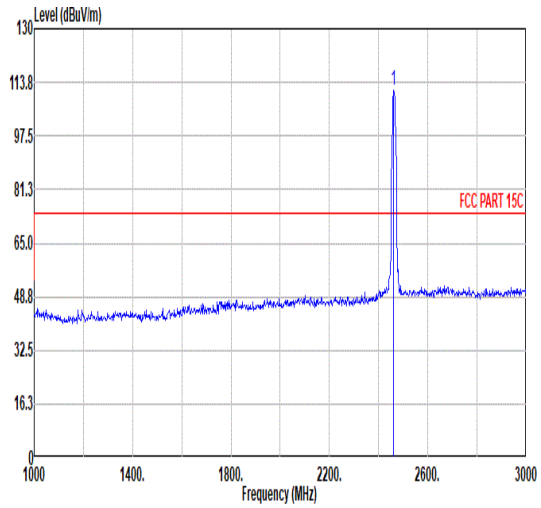 Freq Level Limit Line Margin Read Level Ant Factor Cable Loss Preamp Factor Aux Factor APos TPos Remark MHz dBuV/m dBuV/m dB dBuV dB/m dB dB dB cm deg 1 2462.00 111.37 ------ ------ 102.22 32.83 7.22 36.90 6.00 122 4 PEAK
Avg	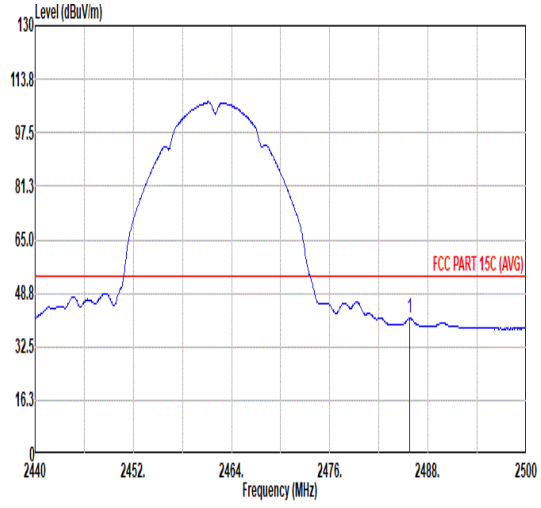 Freq Level Limit Line Margin Read Level Ant Factor Cable Loss Preamp Factor Aux Factor APos TPos Remark MHz dBuV/m dBuV/m dB dBuV dB/m dB dB dB cm deg 1 2485.78 41.06 54.00 -12.94 31.64 33.00 7.26 36.84 6.00 122 4 AVERAGE	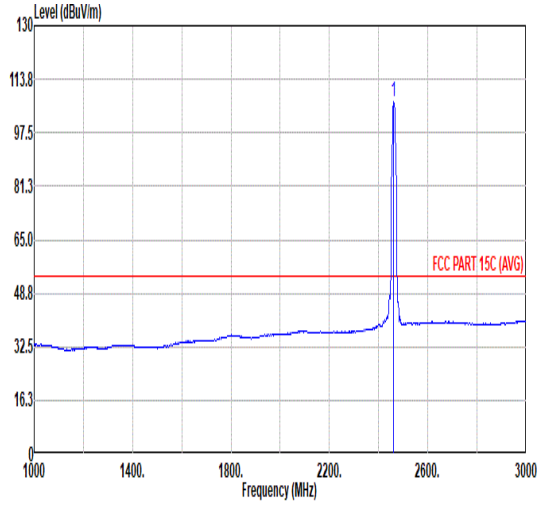 Freq Level Limit Line Margin Read Level Ant Factor Cable Loss Preamp Factor Aux Factor APos TPos Remark MHz dBuV/m dBuV/m dB dBuV dB/m dB dB dB cm deg 1 2462.00 106.86 ------ ------ 97.71 32.83 7.22 36.90 6.00 122 4 AVERAGE

Mode	3	
	Band Edge	
	2400-2483.5_802.11b_CH11_2462MHz	
Pol.	Vertical	Fundamental
Peak	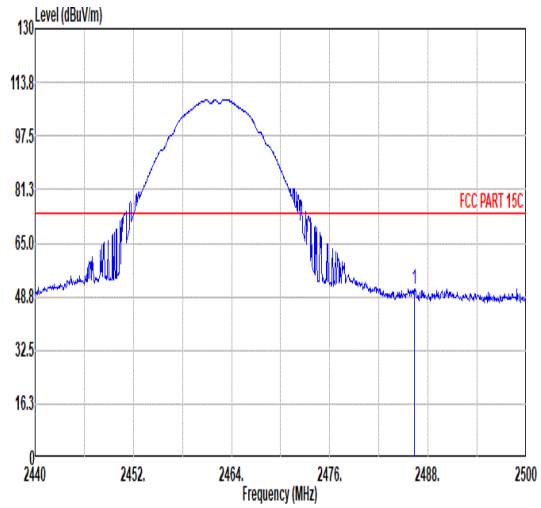 Freq Level Limit Line Margin Read Level Ant Factor Cable Loss Preamp Factor Aux Factor APos TPos Remark MHz dBuV/m dBuV/m dB dBuV dB/m dB dB dB cm deg 1 2486.32 51.17 74.00 -22.83 41.75 33.00 7.26 36.84 6.00 342 87 PEAK	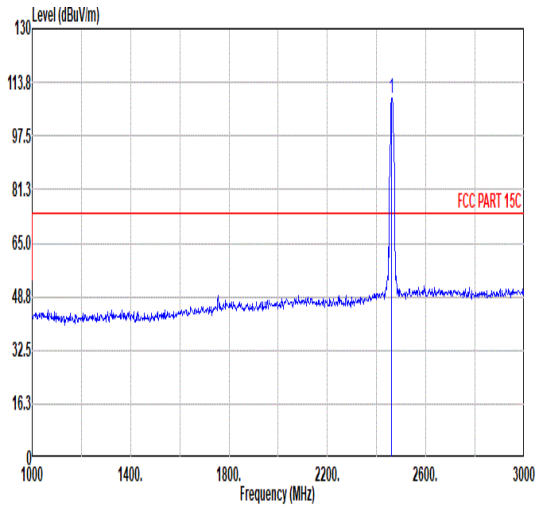 Freq Level Limit Line Margin Read Level Ant Factor Cable Loss Preamp Factor Aux Factor APos TPos Remark MHz dBuV/m dBuV/m dB dBuV dB/m dB dB dB cm deg 1 2462.00 109.10 ------ ------ 99.95 32.83 7.22 36.90 6.00 342 87 PEAK
Avg	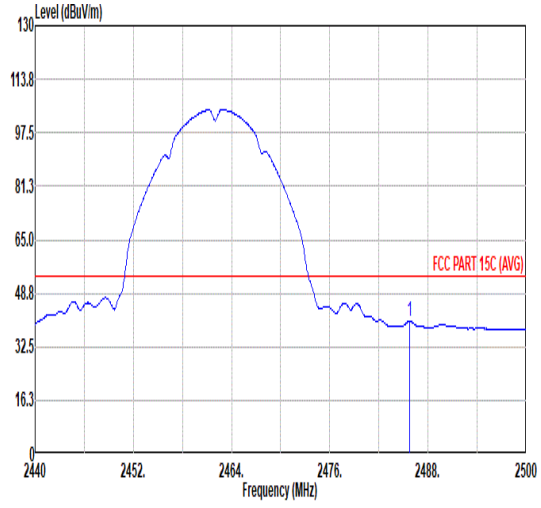 Freq Level Limit Line Margin Read Level Ant Factor Cable Loss Preamp Factor Aux Factor APos TPos Remark MHz dBuV/m dBuV/m dB dBuV dB/m dB dB dB cm deg 1 2485.78 40.32 54.00 -13.68 30.90 33.00 7.26 36.84 6.00 342 87 AVERAGE	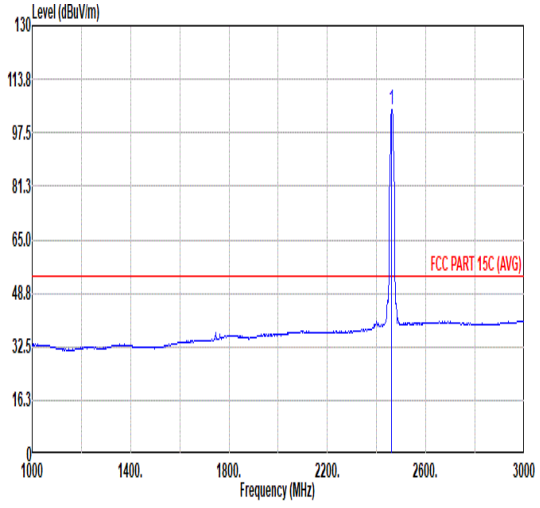 Freq Level Limit Line Margin Read Level Ant Factor Cable Loss Preamp Factor Aux Factor APos TPos Remark MHz dBuV/m dBuV/m dB dBuV dB/m dB dB dB cm deg 1 2462.00 104.63 ------ ------ 95.48 32.83 7.22 36.90 6.00 342 87 AVERAGE

Mode	3	
	Harmonic	
	2400-2483.5_802.11b_CH11_2462MHz	
Pol.	Horizontal	Vertical
Peak Avg	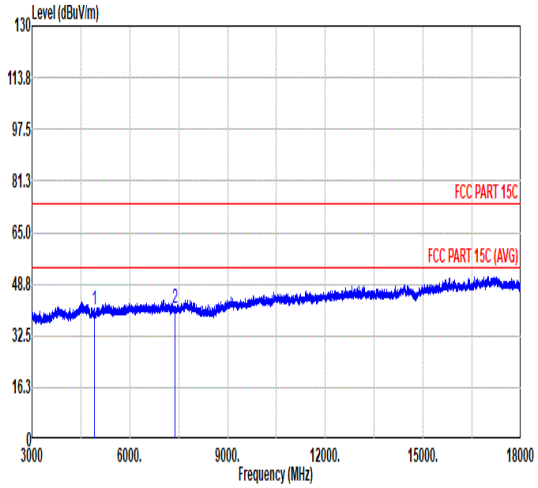 Freq Level Limit Line Margin Read Level Ant Factor Cable Loss Preamp Factor Aux Factor APos TPos Remark MHz dBuV/m dBuV/m dB dBuV dB/m dB dB dB cm deg 1 4924.00 40.52 74.00 -33.48 61.45 34.28 10.35 65.56 0.00 -- -- PEAK 2 7386.00 41.32 74.00 -32.68 59.17 35.91 12.73 66.49 0.00 -- -- PEAK	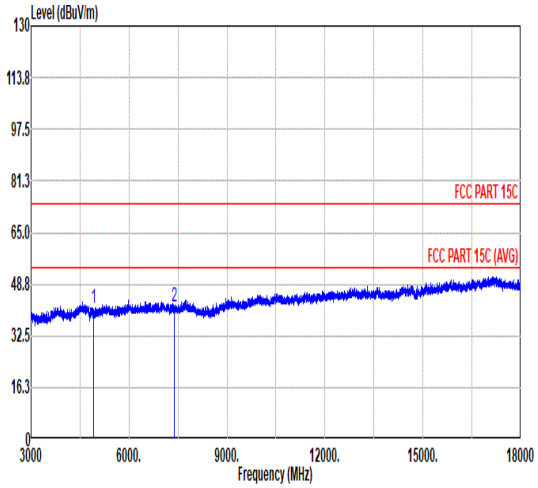 Freq Level Limit Line Margin Read Level Ant Factor Cable Loss Preamp Factor Aux Factor APos TPos Remark MHz dBuV/m dBuV/m dB dBuV dB/m dB dB dB cm deg 1 4924.00 41.04 74.00 -32.96 61.97 34.28 10.35 65.56 0.00 -- -- PEAK 2 7386.00 41.74 74.00 -32.26 59.59 35.91 12.73 66.49 0.00 -- -- PEAK

Mode	4	
	Band Edge	
	2400-2483.5_802.11g_CH01_2412MHz	
Pol.	Horizontal	Fundamental
Peak	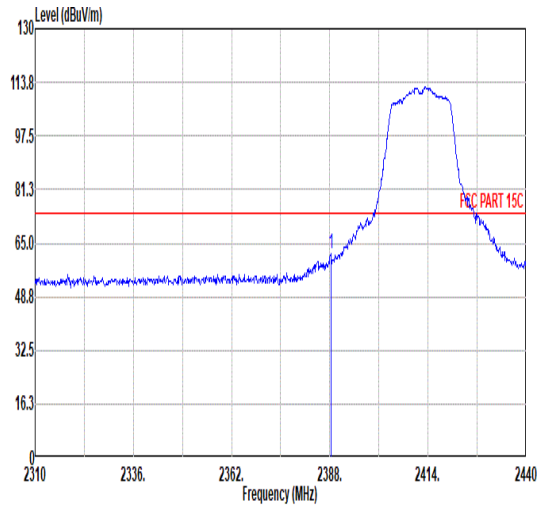 Freq Level Limit Line Margin Read Level Ant Factor Cable Loss Preamp Factor Aux Factor APos TPos Remark MHz dBuV/m dBuV/m dB dBuV dB/m dB dB dB cm deg 1 2388.26 61.81 74.00 -12.19 53.44 32.32 7.10 37.05 6.00 117 128 PEAK	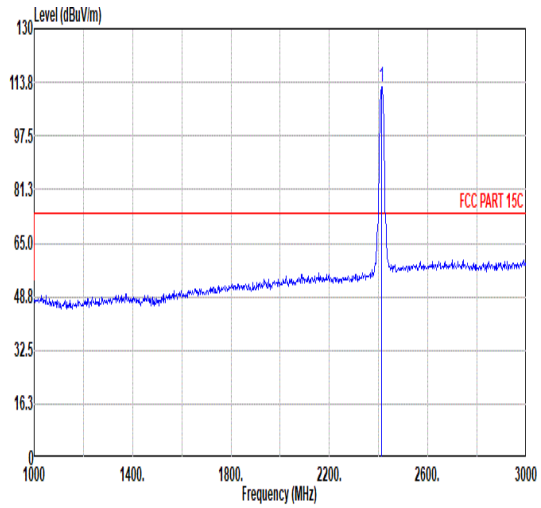 Freq Level Limit Line Margin Read Level Ant Factor Cable Loss Preamp Factor Aux Factor APos TPos Remark MHz dBuV/m dBuV/m dB dBuV dB/m dB dB dB cm deg 1 2412.00 112.39 ------ ------ 103.76 32.50 7.14 37.01 6.00 117 128 PEAK
Avg	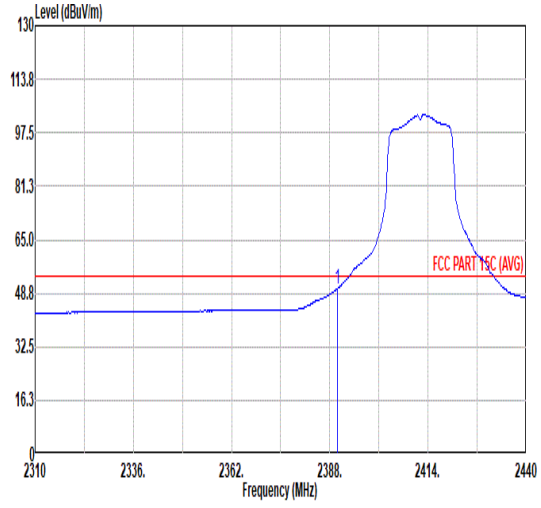 Freq Level Limit Line Margin Read Level Ant Factor Cable Loss Preamp Factor Aux Factor APos TPos Remark MHz dBuV/m dBuV/m dB dBuV dB/m dB dB dB cm deg 1 2389.95 50.03 54.00 -3.97 41.64 32.33 7.11 37.05 6.00 117 128 AVERAGE	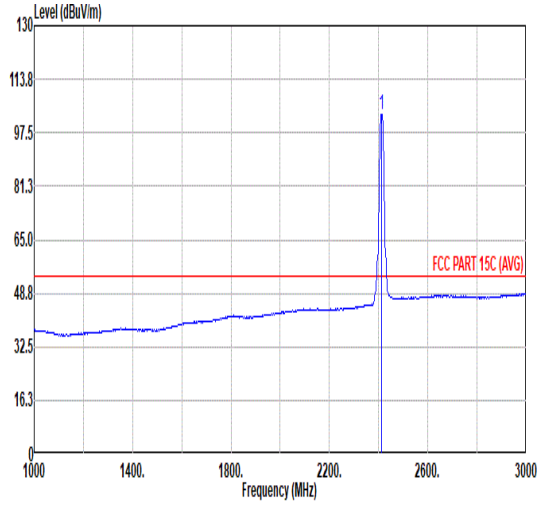 Freq Level Limit Line Margin Read Level Ant Factor Cable Loss Preamp Factor Aux Factor APos TPos Remark MHz dBuV/m dBuV/m dB dBuV dB/m dB dB dB cm deg 1 2412.00 103.11 ------ ------ 94.48 32.50 7.14 37.01 6.00 117 128 AVERAGE

Mode	4	
	Band Edge	
	2400-2483.5_802.11g_CH01_2412MHz	
Pol.	Vertical	Fundamental
Peak	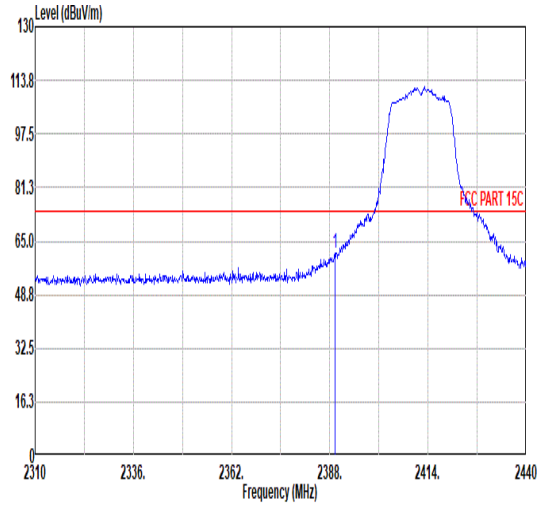 Freq Level Limit Line Margin Read Level Ant Factor Cable Loss Preamp Factor Aux Factor APos TPos Remark MHz dBuV/m dBuV/m dB dBuV dB/m dB dB dB cm deg 1 2389.30 61.47 74.00 -12.53 53.09 32.33 7.10 37.05 6.00 247 0 PEAK	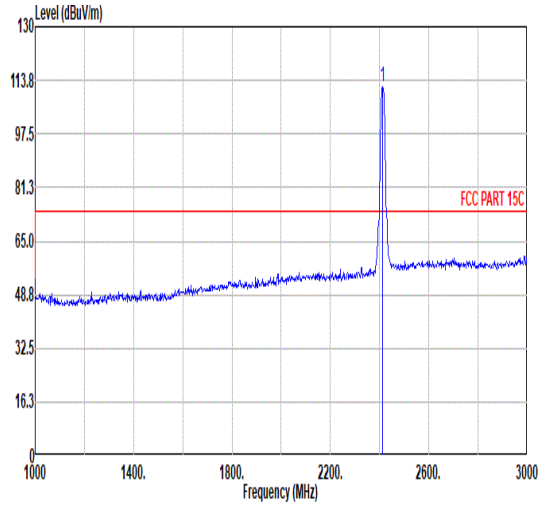 Freq Level Limit Line Margin Read Level Ant Factor Cable Loss Preamp Factor Aux Factor APos TPos Remark MHz dBuV/m dBuV/m dB dBuV dB/m dB dB dB cm deg 1 2412.00 111.61 ------ ------ 103.00 32.48 7.14 37.01 6.00 247 0 PEAK
Avg	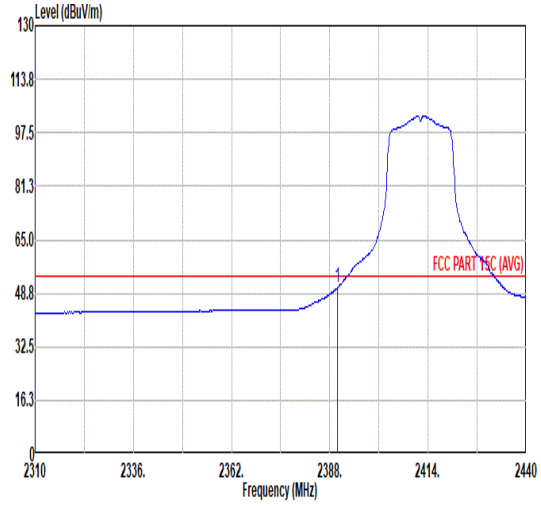 Freq Level Limit Line Margin Read Level Ant Factor Cable Loss Preamp Factor Aux Factor APos TPos Remark MHz dBuV/m dBuV/m dB dBuV dB/m dB dB dB cm deg 1 2389.95 50.41 54.00 -3.59 42.02 32.33 7.11 37.05 6.00 247 0 AVERAGE	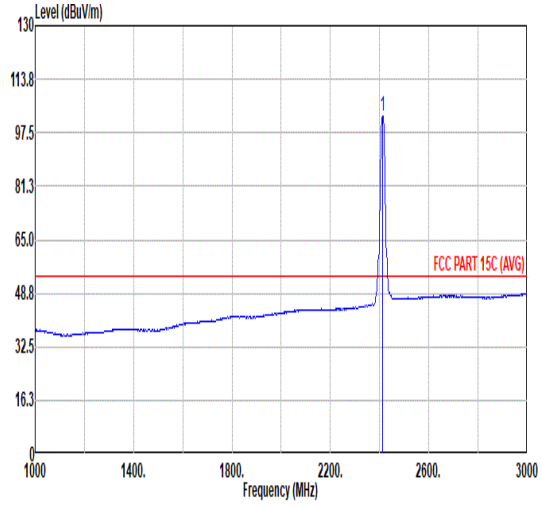 Freq Level Limit Line Margin Read Level Ant Factor Cable Loss Preamp Factor Aux Factor APos TPos Remark MHz dBuV/m dBuV/m dB dBuV dB/m dB dB dB cm deg 1 2412.00 102.53 ------ ------ 93.92 32.48 7.14 37.01 6.00 247 0 AVERAGE

Mode	4	
	Harmonic	
	2400-2483.5_802.11g_CH01_2412MHz	
Pol.	Horizontal	Vertical
Peak Avg	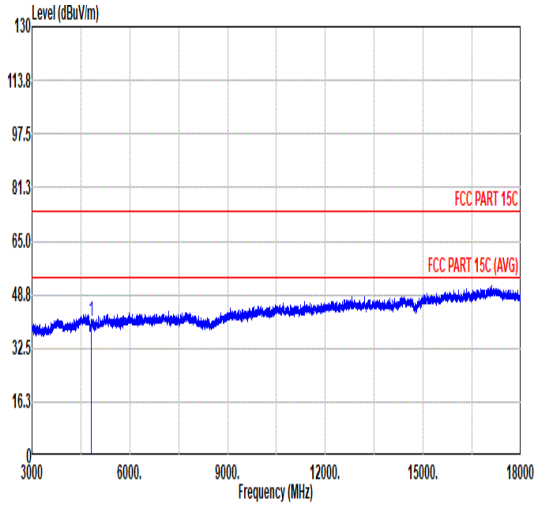 Freq Level Limit Line Margin Read Level Ant Factor Cable Loss Preamp Factor Aux Factor APos TPos Remark MHz dBuV/m dBuV/m dB dBuV dB/m dB dB dB cm deg 1 4824.00 40.72 74.00 -33.28 61.60 34.38 10.23 65.49 0.00 -- -- PEAK	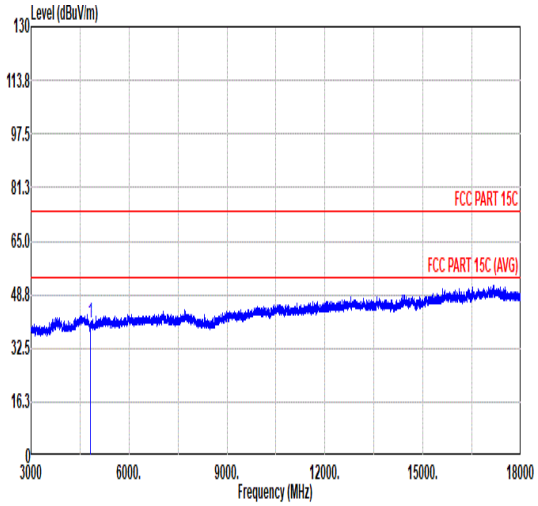 Freq Level Limit Line Margin Read Level Ant Factor Cable Loss Preamp Factor Aux Factor APos TPos Remark MHz dBuV/m dBuV/m dB dBuV dB/m dB dB dB cm deg 1 4824.00 40.26 74.00 -33.74 61.14 34.38 10.23 65.49 0.00 -- -- PEAK

Mode	5	
	Harmonic	
	2400-2483.5_802.11g_CH06_2437MHz	
Pol.	Horizontal	Vertical
Peak Avg	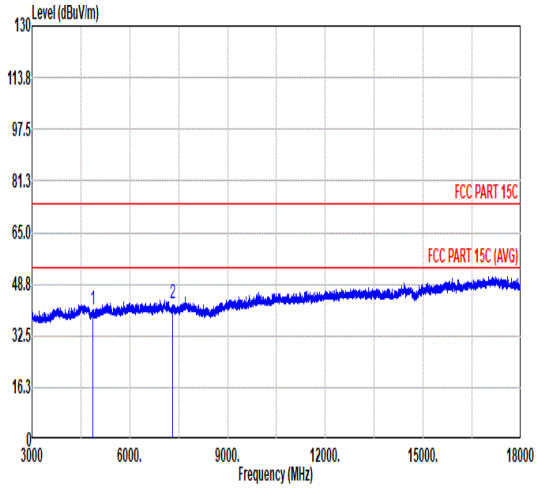 Freq Level Limit Line Margin Read Level Ant Factor Cable Loss Preamp Factor Aux Factor APos TPos Remark MHz dBuV/m dBuV/m dB dBuV dB/m dB dB dB cm deg 1 4874.00 40.63 74.00 -33.37 61.54 34.33 10.29 65.53 0.00 -- -- PEAK 2 7311.00 42.72 74.00 -31.28 60.30 35.99 12.72 66.29 0.00 -- -- PEAK	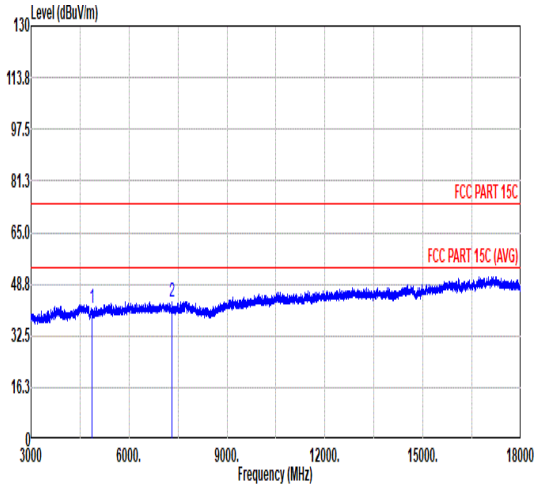 Freq Level Limit Line Margin Read Level Ant Factor Cable Loss Preamp Factor Aux Factor APos TPos Remark MHz dBuV/m dBuV/m dB dBuV dB/m dB dB dB cm deg 1 4874.00 41.02 74.00 -32.98 61.93 34.33 10.29 65.53 0.00 -- -- PEAK 2 7311.00 43.23 74.00 -30.77 60.81 35.99 12.72 66.29 0.00 -- -- PEAK

Mode	6	
	Band Edge	
	2400-2483.5_802.11g_CH11_2462MHz	
Pol.	Horizontal	Fundamental
Peak	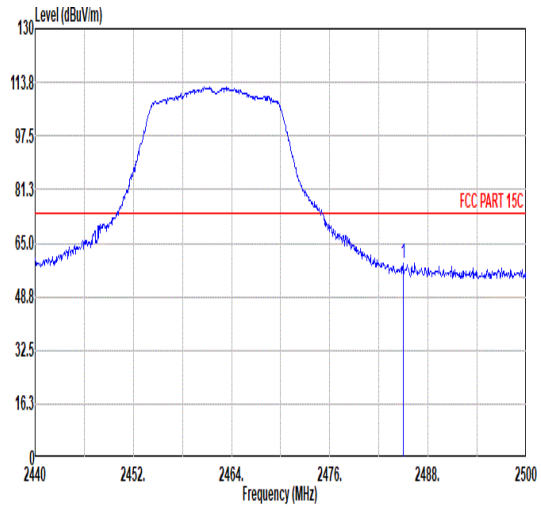 Freq Level Limit Line Margin Read Level Ant Factor Cable Loss Preamp Factor Aux Factor APos TPos Remark MHz dBuV/m dBuV/m dB dBuV dB/m dB dB dB cm deg 1 2484.94 58.78 74.00 -15.22 49.38 32.99 7.26 36.85 6.00 122 186 PEAK	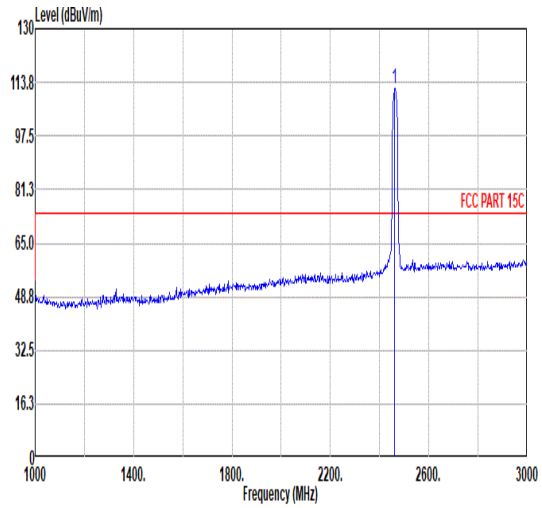 Freq Level Limit Line Margin Read Level Ant Factor Cable Loss Preamp Factor Aux Factor APos TPos Remark MHz dBuV/m dBuV/m dB dBuV dB/m dB dB dB cm deg 1 2462.00 111.93 ------ ------ 102.78 32.83 7.22 36.90 6.00 122 186 PEAK
Avg	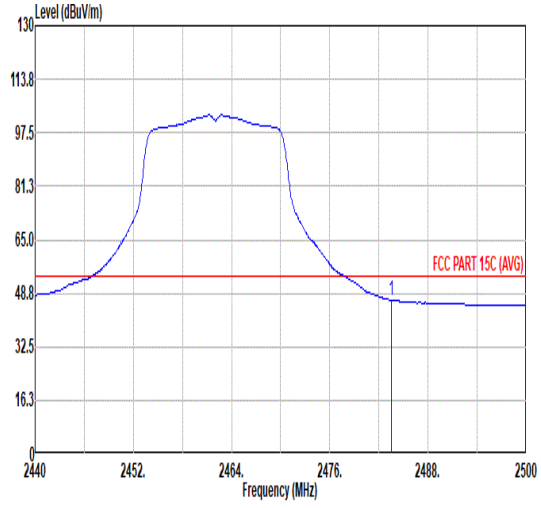 Freq Level Limit Line Margin Read Level Ant Factor Cable Loss Preamp Factor Aux Factor APos TPos Remark MHz dBuV/m dBuV/m dB dBuV dB/m dB dB dB cm deg 1 2483.50 46.73 54.00 -7.27 37.34 32.98 7.26 36.85 6.00 122 186 AVERAGE	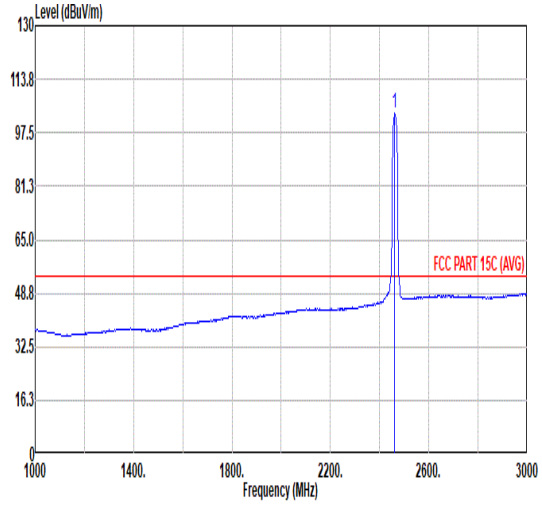 Freq Level Limit Line Margin Read Level Ant Factor Cable Loss Preamp Factor Aux Factor APos TPos Remark MHz dBuV/m dBuV/m dB dBuV dB/m dB dB dB cm deg 1 2462.00 103.30 ------ ------ 94.15 32.83 7.22 36.90 6.00 122 186 AVERAGE

Mode	6	
	Band Edge	
	2400-2483.5_802.11g_CH11_2462MHz	
Pol.	Vertical	Fundamental
Peak	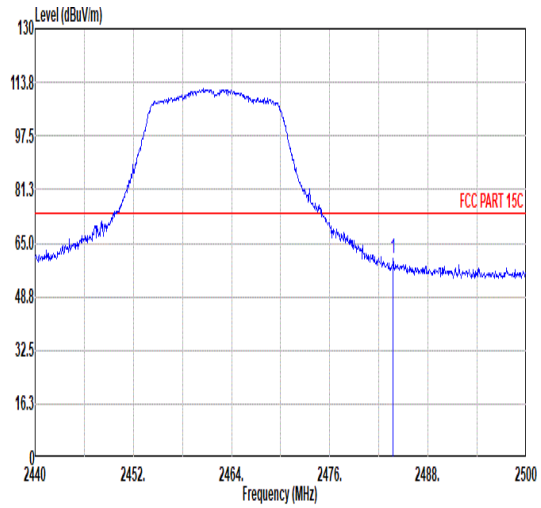 Freq Level Limit Line Margin Read Level Ant Factor Cable Loss Preamp Factor Aux Factor APos TPos Remark MHz dBuV/m dBuV/m dB dBuV dB/m dB dB dB cm deg 1 2483.74 60.24 74.00 -13.76 50.84 32.99 7.26 36.85 6.00 288 331 PEAK	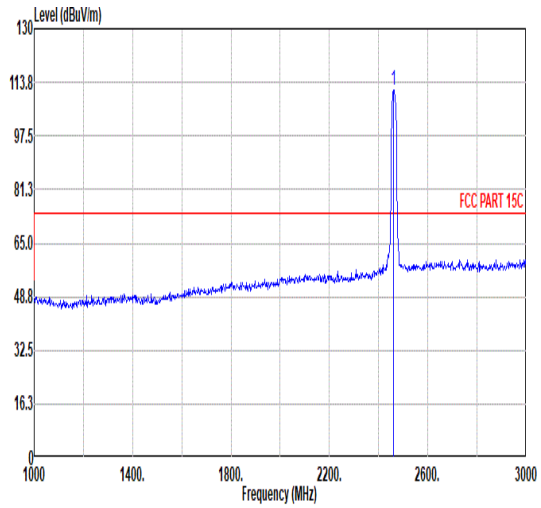 Freq Level Limit Line Margin Read Level Ant Factor Cable Loss Preamp Factor Aux Factor APos TPos Remark MHz dBuV/m dBuV/m dB dBuV dB/m dB dB dB cm deg 1 2462.00 111.59 ------ ------ 102.41 32.85 7.22 36.89 6.00 288 331 PEAK
Avg	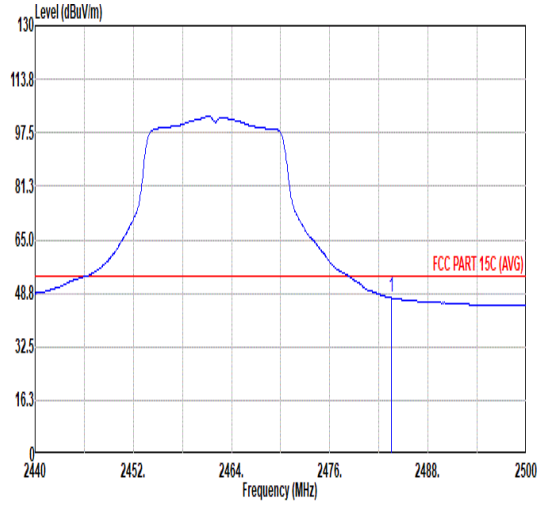 Freq Level Limit Line Margin Read Level Ant Factor Cable Loss Preamp Factor Aux Factor APos TPos Remark MHz dBuV/m dBuV/m dB dBuV dB/m dB dB dB cm deg 1 2483.50 47.37 54.00 -6.63 37.98 32.98 7.26 36.85 6.00 288 331 AVERAGE	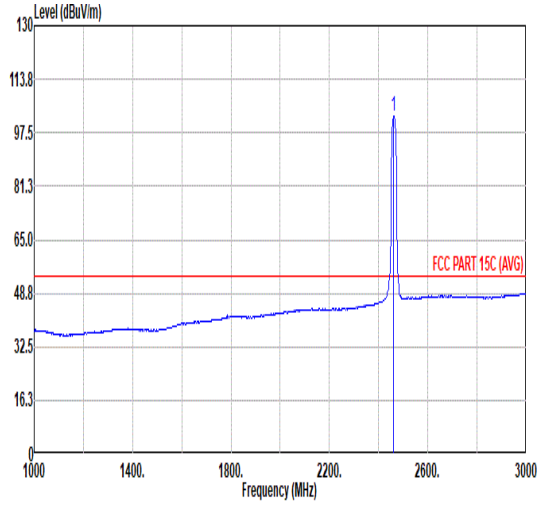 Freq Level Limit Line Margin Read Level Ant Factor Cable Loss Preamp Factor Aux Factor APos TPos Remark MHz dBuV/m dBuV/m dB dBuV dB/m dB dB dB cm deg 1 2462.00 102.56 ------ ------ 93.41 32.83 7.22 36.90 6.00 288 331 AVERAGE

Mode	6	
	Harmonic	
	2400-2483.5_802.11g_CH11_2462MHz	
Pol.	Horizontal	Vertical
Peak Avg	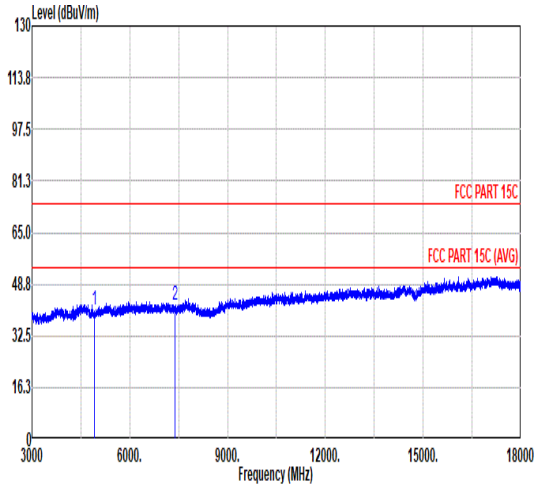 Freq Level Limit Line Margin Read Level Ant Factor Cable Loss Preamp Factor Aux Factor APos TPos Remark MHz dBuV/m dBuV/m dB dBuV dB/m dB dB dB cm deg 1 4924.00 40.86 74.00 -33.14 61.79 34.28 10.35 65.56 0.00 -- -- PEAK 2 7386.00 42.36 74.00 -31.64 60.21 35.91 12.73 66.49 0.00 -- -- PEAK	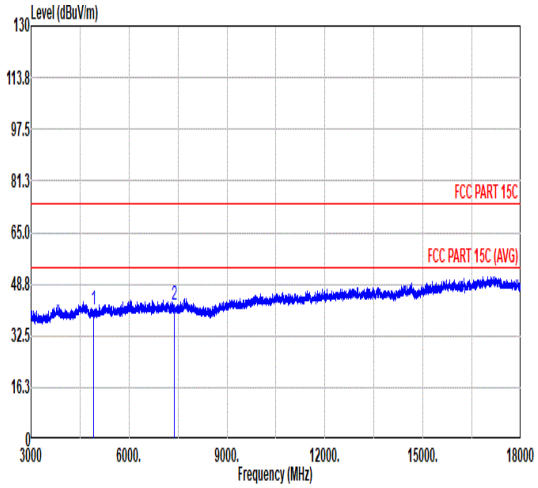 Freq Level Limit Line Margin Read Level Ant Factor Cable Loss Preamp Factor Aux Factor APos TPos Remark MHz dBuV/m dBuV/m dB dBuV dB/m dB dB dB cm deg 1 4924.00 40.64 74.00 -33.36 61.57 34.28 10.35 65.56 0.00 -- -- PEAK 2 7386.00 42.03 74.00 -31.97 59.88 35.91 12.73 66.49 0.00 -- -- PEAK

Mode	7	
	Band Edge	
	2400-2483.5_802.11ax HE20_CH01_2412MHz	
Pol.	Horizontal	Fundamental
Peak	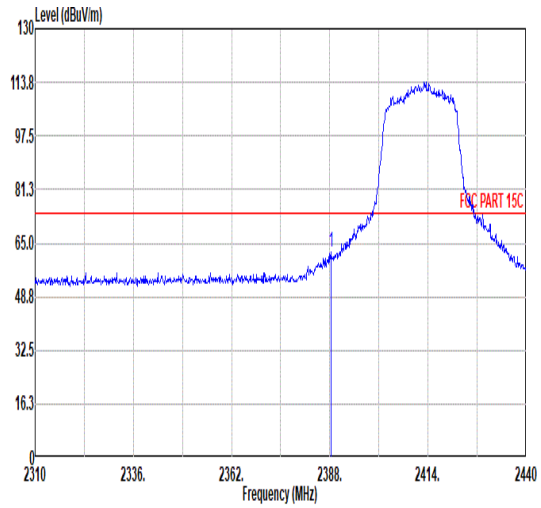 Freq Level Limit Line Margin Read Level Ant Factor Cable Loss Preamp Factor Aux Factor APos TPos Remark MHz dBuV/m dBuV/m dB dBuV dB/m dB dB dB cm deg 1 2388.26 62.10 74.00 -11.90 53.73 32.32 7.10 37.05 6.00 118 126 PEAK	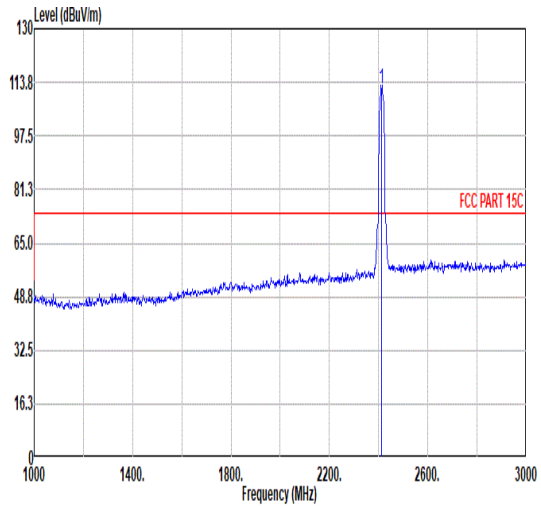 Freq Level Limit Line Margin Read Level Ant Factor Cable Loss Preamp Factor Aux Factor APos TPos Remark MHz dBuV/m dBuV/m dB dBuV dB/m dB dB dB cm deg 1 2412.00 111.91 ------ ------ 103.30 32.48 7.14 37.01 6.00 118 126 PEAK
Avg	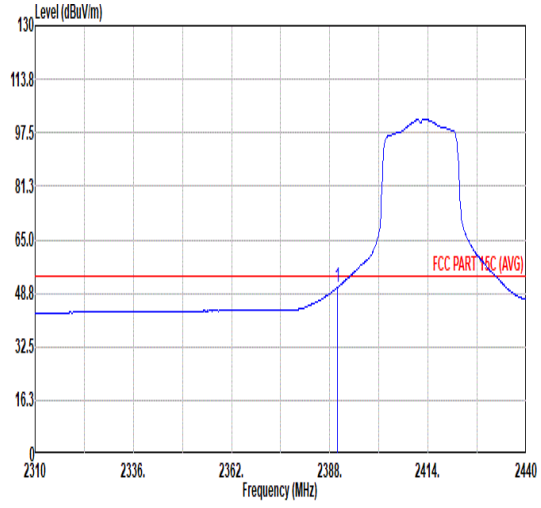 Freq Level Limit Line Margin Read Level Ant Factor Cable Loss Preamp Factor Aux Factor APos TPos Remark MHz dBuV/m dBuV/m dB dBuV dB/m dB dB dB cm deg 1 2389.95 50.42 54.00 -3.58 42.03 32.33 7.11 37.05 6.00 118 126 AVERAGE	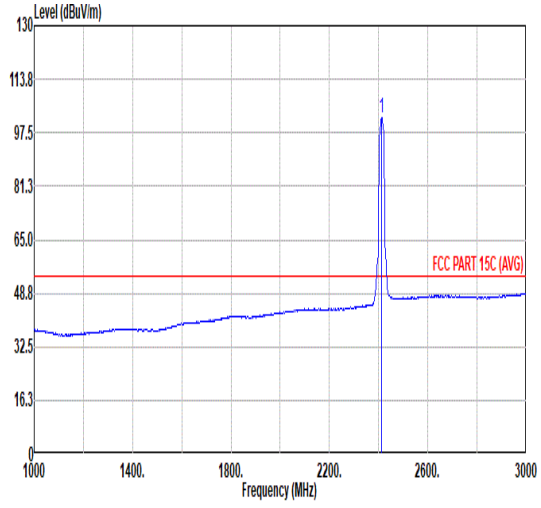 Freq Level Limit Line Margin Read Level Ant Factor Cable Loss Preamp Factor Aux Factor APos TPos Remark MHz dBuV/m dBuV/m dB dBuV dB/m dB dB dB cm deg 1 2412.00 101.97 ------ ------ 93.36 32.48 7.14 37.01 6.00 118 126 AVERAGE

Mode	7	
	Band Edge	
	2400-2483.5_802.11ax HE20_CH01_2412MHz	
Pol.	Vertical	Fundamental
Peak	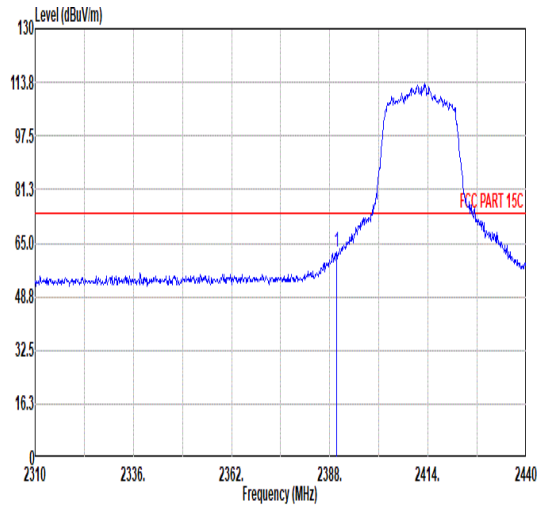 Freq Level Limit Line Margin Read Level Ant Factor Cable Loss Preamp Factor Aux Factor APos TPos Remark MHz dBuV/m dBuV/m dB dBuV dB/m dB dB dB cm deg 1 2389.82 62.12 74.00 -11.88 53.73 32.33 7.11 37.05 6.00 244 360 PEAK	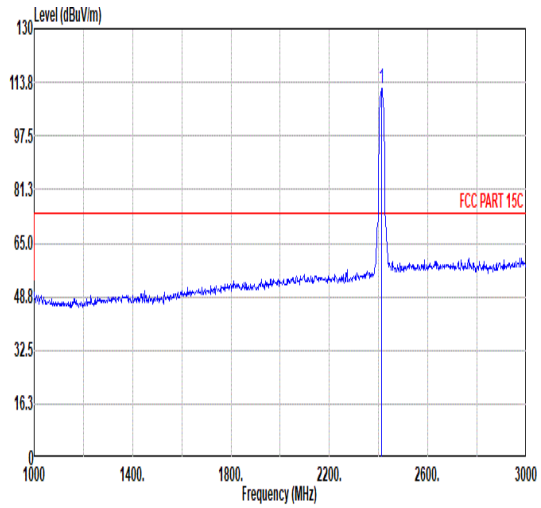 Freq Level Limit Line Margin Read Level Ant Factor Cable Loss Preamp Factor Aux Factor APos TPos Remark MHz dBuV/m dBuV/m dB dBuV dB/m dB dB dB cm deg 1 2412.00 111.75 ------ ------ 103.14 32.48 7.14 37.01 6.00 244 360 PEAK
Avg	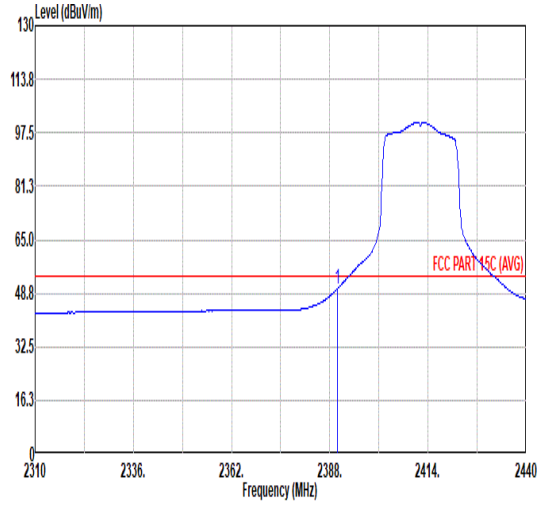 Freq Level Limit Line Margin Read Level Ant Factor Cable Loss Preamp Factor Aux Factor APos TPos Remark MHz dBuV/m dBuV/m dB dBuV dB/m dB dB dB cm deg 1 2389.95 50.08 54.00 -3.92 41.69 32.33 7.11 37.05 6.00 244 360 AVERAGE	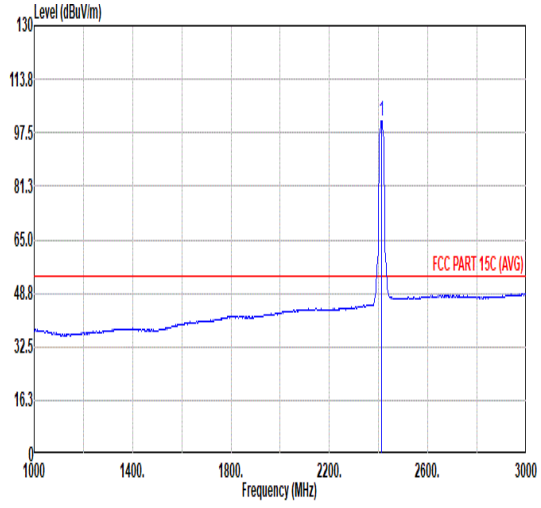 Freq Level Limit Line Margin Read Level Ant Factor Cable Loss Preamp Factor Aux Factor APos TPos Remark MHz dBuV/m dBuV/m dB dBuV dB/m dB dB dB cm deg 1 2412.00 100.99 ------ ------ 92.38 32.48 7.14 37.01 6.00 244 360 AVERAGE

Mode	7	
	Harmonic	
	2400-2483.5_802.11ax HE20_CH01_2412MHz	
Pol.	Horizontal	Vertical
Peak Avg	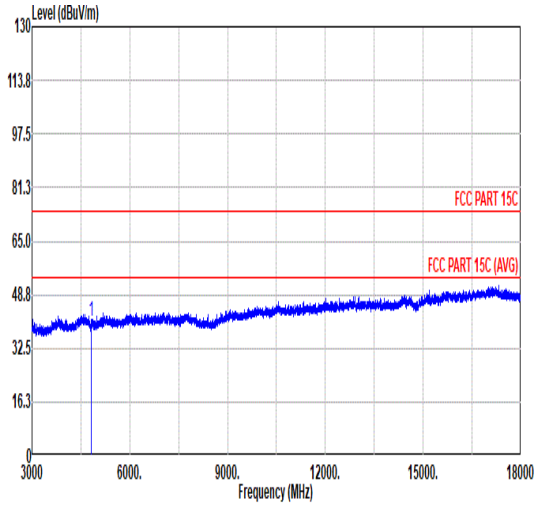 Freq Level Limit Line Margin Read Level Ant Factor Cable Loss Preamp Factor Aux Factor APos TPos Remark MHz dBuV/m dBuV/m dB dBuV dB/m dB dB dB cm deg 1 4824.00 40.52 74.00 -33.48 61.40 34.38 10.23 65.49 0.00 -- -- PEAK	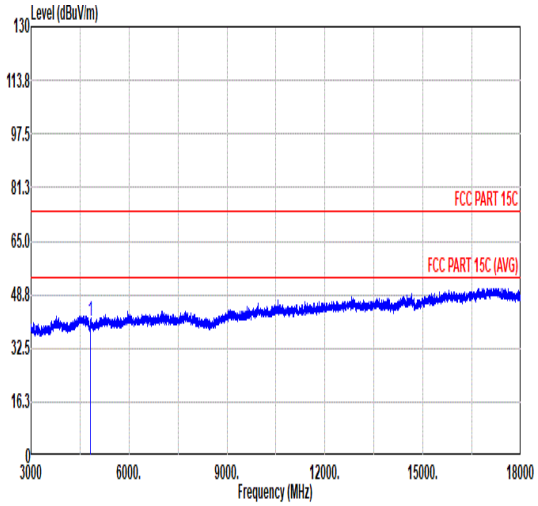 Freq Level Limit Line Margin Read Level Ant Factor Cable Loss Preamp Factor Aux Factor APos TPos Remark MHz dBuV/m dBuV/m dB dBuV dB/m dB dB dB cm deg 1 4824.00 40.77 74.00 -33.23 61.65 34.38 10.23 65.49 0.00 -- -- PEAK

Mode	8	
	Harmonic	
	2400-2483.5_802.11ax HE20_CH06_2437MHz	
Pol.	Horizontal	Vertical
Peak Avg	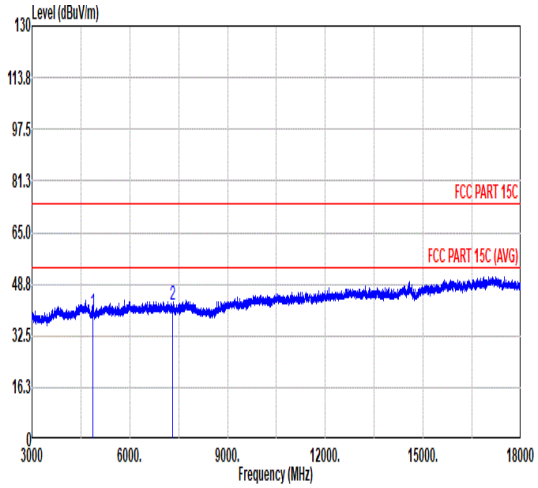 Freq Level Limit Line Margin Read Level Ant Factor Cable Loss Preamp Factor Aux Factor APos TPos Remark MHz dBuV/m dBuV/m dB dBuV dB/m dB dB dB cm deg 1 4874.00 39.85 74.00 -34.15 60.76 34.33 10.29 65.53 0.00 -- -- PEAK 2 7311.00 42.23 74.00 -31.77 59.81 35.99 12.72 66.29 0.00 -- -- PEAK	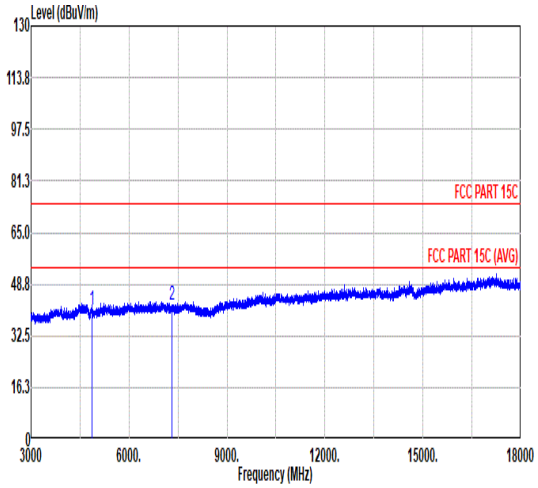 Freq Level Limit Line Margin Read Level Ant Factor Cable Loss Preamp Factor Aux Factor APos TPos Remark MHz dBuV/m dBuV/m dB dBuV dB/m dB dB dB cm deg 1 4874.00 40.72 74.00 -33.28 61.63 34.33 10.29 65.53 0.00 -- -- PEAK 2 7311.00 42.35 74.00 -31.65 59.93 35.99 12.72 66.29 0.00 -- -- PEAK

Mode	9	
	Band Edge	
	2400-2483.5_802.11ax HE20_CH11_2462MHz	
Pol.	Horizontal	Fundamental
Peak	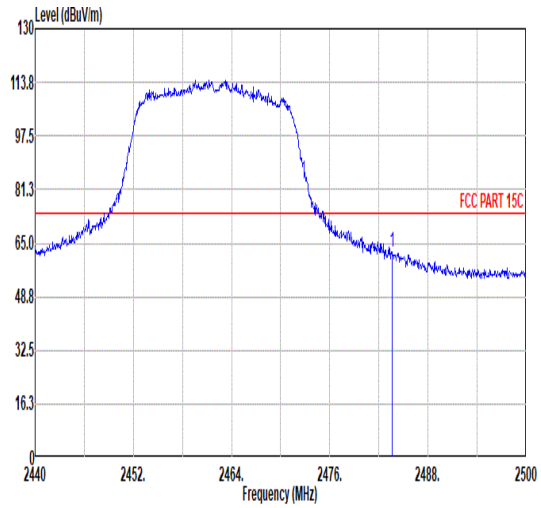 Freq Level Limit Line Margin Read Level Ant Factor Cable Loss Preamp Factor Aux Factor APos TPos Remark MHz dBuV/m dBuV/m dB dBuV dB/m dB dB dB cm deg 1 2483.62 62.42 74.00 -11.58 53.02 32.99 7.26 36.85 6.00 104 241 PEAK	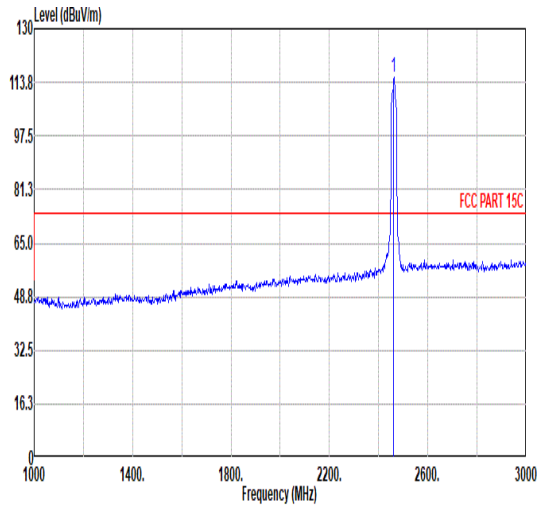 Freq Level Limit Line Margin Read Level Ant Factor Cable Loss Preamp Factor Aux Factor APos TPos Remark MHz dBuV/m dBuV/m dB dBuV dB/m dB dB dB cm deg 1 2462.00 115.23 ------ ------ 106.05 32.85 7.22 36.89 6.00 104 241 PEAK
Avg	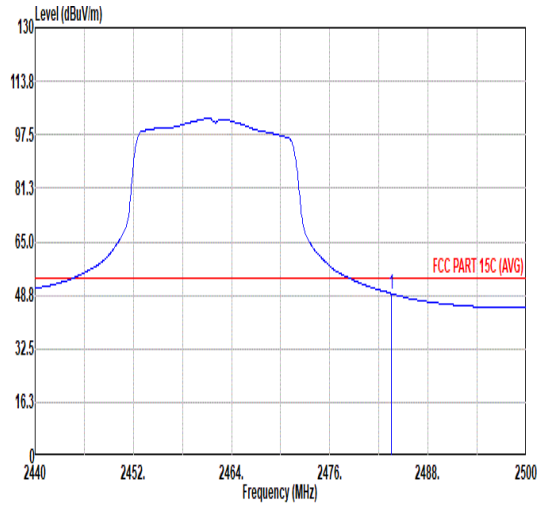 Freq Level Limit Line Margin Read Level Ant Factor Cable Loss Preamp Factor Aux Factor APos TPos Remark MHz dBuV/m dBuV/m dB dBuV dB/m dB dB dB cm deg 1 2483.50 49.26 54.00 -4.74 39.87 32.98 7.26 36.85 6.00 104 241 AVERAGE	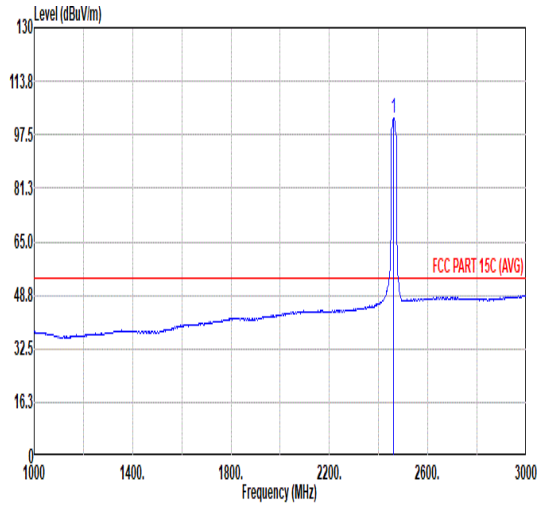 Freq Level Limit Line Margin Read Level Ant Factor Cable Loss Preamp Factor Aux Factor APos TPos Remark MHz dBuV/m dBuV/m dB dBuV dB/m dB dB dB cm deg 1 2462.00 102.69 ------ ------ 93.54 32.83 7.22 36.90 6.00 104 241 AVERAGE

Mode	9	
	Band Edge	
	2400-2483.5_802.11ax HE20_CH11_2462MHz	
Pol.	Vertical	Fundamental
Peak	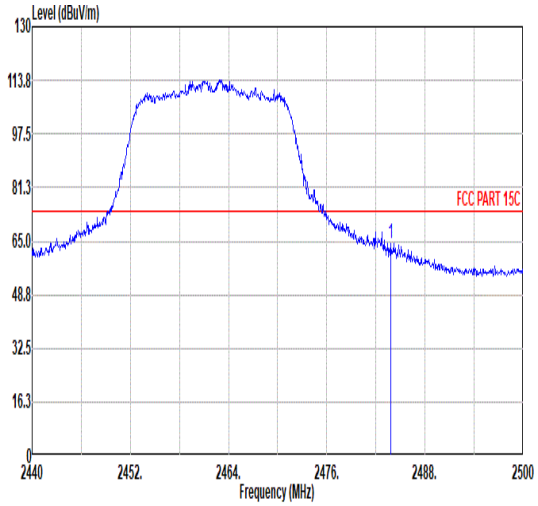 Freq Level Limit Line Margin Read Level Ant Factor Cable Loss Preamp Factor Aux Factor APos TPos Remark MHz dBuV/m dBuV/m dB dBuV dB/m dB dB dB cm deg 1 2483.80 64.32 74.00 -9.68 54.92 32.99 7.26 36.85 6.00 289 329 PEAK	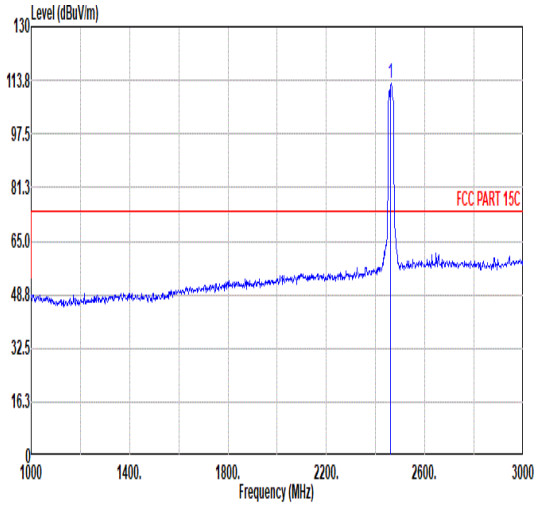 Freq Level Limit Line Margin Read Level Ant Factor Cable Loss Preamp Factor Aux Factor APos TPos Remark MHz dBuV/m dBuV/m dB dBuV dB/m dB dB dB cm deg 1 2462.00 112.62 ------ ------ 103.44 32.85 7.22 36.89 6.00 289 329 PEAK
Avg	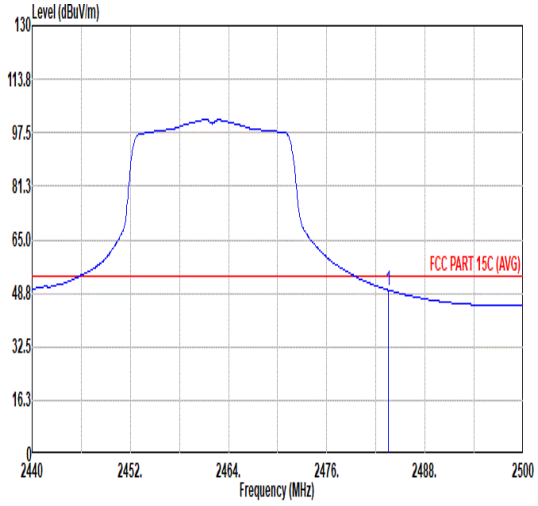 Freq Level Limit Line Margin Read Level Ant Factor Cable Loss Preamp Factor Aux Factor APos TPos Remark MHz dBuV/m dBuV/m dB dBuV dB/m dB dB dB cm deg 1 2483.50 49.71 54.00 -4.29 40.32 32.98 7.26 36.85 6.00 289 329 AVERAGE	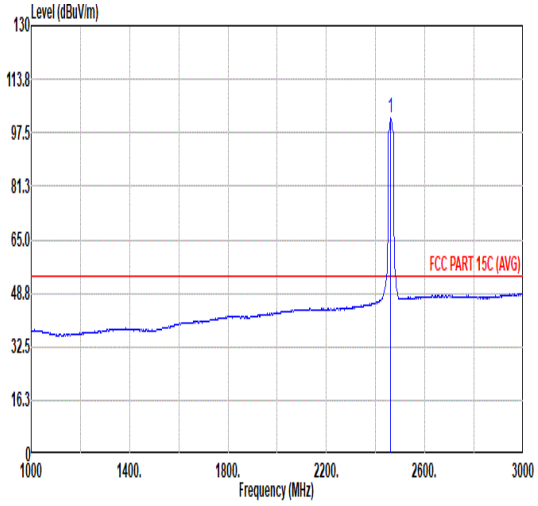 Freq Level Limit Line Margin Read Level Ant Factor Cable Loss Preamp Factor Aux Factor APos TPos Remark MHz dBuV/m dBuV/m dB dBuV dB/m dB dB dB cm deg 1 2462.00 101.82 ------ ------ 92.67 32.83 7.22 36.90 6.00 289 329 AVERAGE

Mode	9	
	Harmonic	
	2400-2483.5_802.11ax HE20_CH11_2462MHz	
Pol.	Horizontal	Vertical
Peak Avg	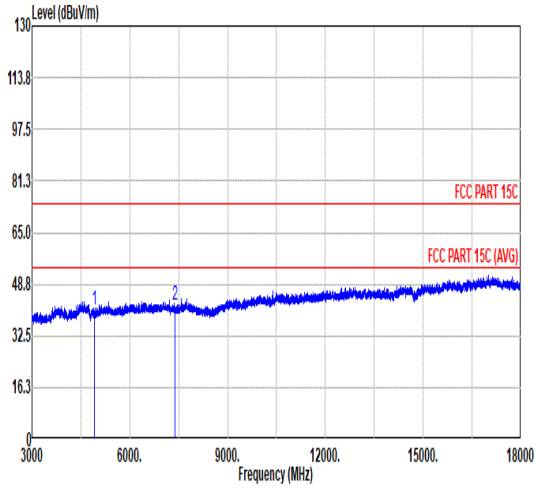 Freq Level Limit Line Margin Read Level Ant Factor Cable Loss Preamp Factor Aux Factor APos TPos Remark MHz dBuV/m dBuV/m dB dBuV dB/m dB dB dB cm deg 1 4924.00 40.75 74.00 -33.25 61.68 34.28 10.35 65.56 0.00 -- -- PEAK 2 7386.00 42.11 74.00 -31.89 59.96 35.91 12.73 66.49 0.00 -- -- PEAK	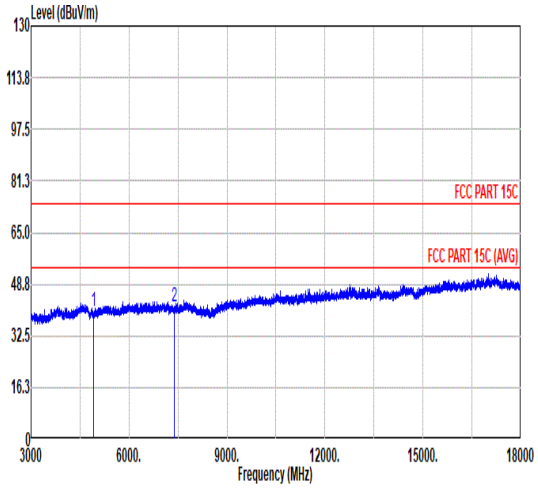 Freq Level Limit Line Margin Read Level Ant Factor Cable Loss Preamp Factor Aux Factor APos TPos Remark MHz dBuV/m dBuV/m dB dBuV dB/m dB dB dB cm deg 1 4924.00 40.27 74.00 -33.73 61.20 34.28 10.35 65.56 0.00 -- -- PEAK 2 7386.00 41.81 74.00 -32.19 59.66 35.91 12.73 66.49 0.00 -- -- PEAK

Mode	10	
	Band Edge	
	2400-2483.5_802.11ax HE20_CH01_RU26/0_2412MHz	
Pol.	Horizontal	Fundamental
Peak	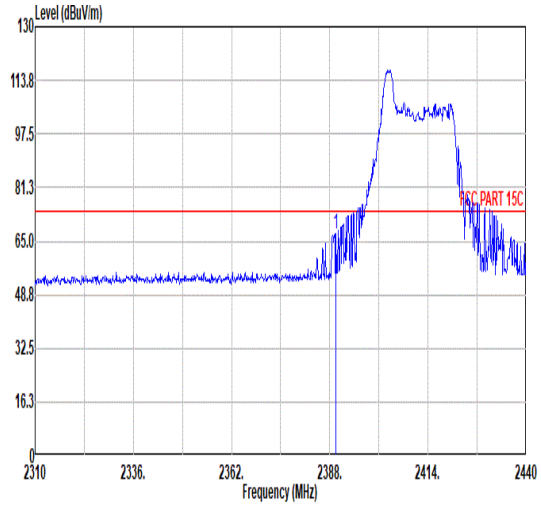 Freq Level Limit Line Margin Read Level Ant Factor Cable Loss Preamp Factor Aux Factor APos TPos Remark MHz dBuV/m dBuV/m dB dBuV dB/m dB dB dB cm deg 1 2389.69 67.08 74.00 -6.92 58.69 32.33 7.11 37.05 6.00 129 234 PEAK	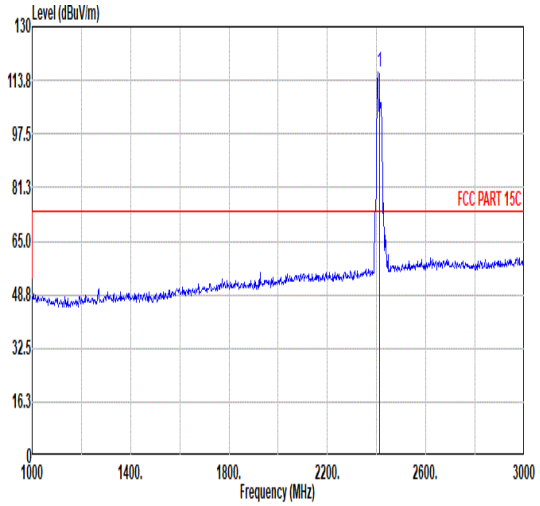 Freq Level Limit Line Margin Read Level Ant Factor Cable Loss Preamp Factor Aux Factor APos TPos Remark MHz dBuV/m dBuV/m dB dBuV dB/m dB dB dB cm deg 1 2412.00 116.39 ------ ------ 107.86 32.43 7.13 37.03 6.00 129 234 PEAK
Avg	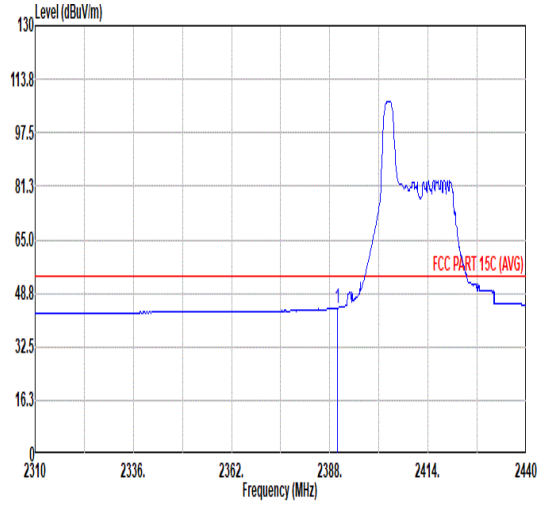 Freq Level Limit Line Margin Read Level Ant Factor Cable Loss Preamp Factor Aux Factor APos TPos Remark MHz dBuV/m dBuV/m dB dBuV dB/m dB dB dB cm deg 1 2389.95 44.33 54.00 -9.67 35.94 32.33 7.11 37.05 6.00 129 234 AVERAGE	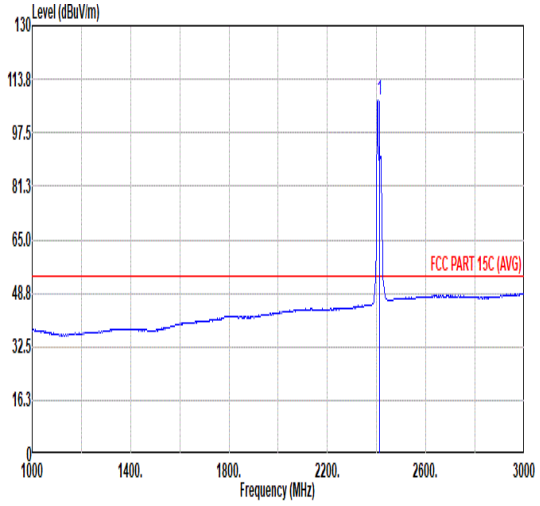 Freq Level Limit Line Margin Read Level Ant Factor Cable Loss Preamp Factor Aux Factor APos TPos Remark MHz dBuV/m dBuV/m dB dBuV dB/m dB dB dB cm deg 1 2412.00 107.37 ------ ------ 98.84 32.43 7.13 37.03 6.00 129 234 AVERAGE

Mode	10	
	Band Edge	
	2400-2483.5_802.11ax HE20_CH01_RU26/0_2412MHz	
Pol.	Vertical	Fundamental
Peak	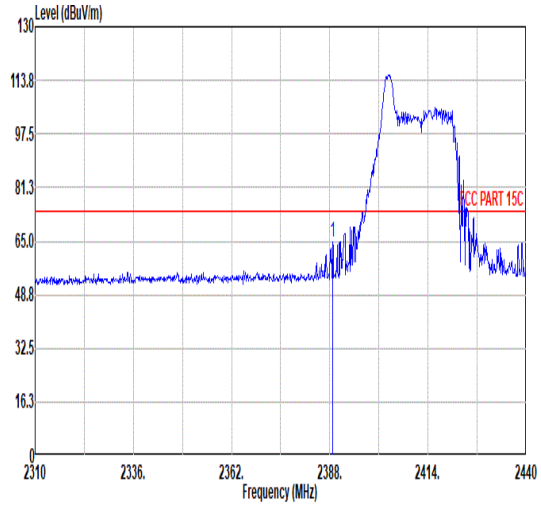 Freq Level Limit Line Margin Read Level Ant Factor Cable Loss Preamp Factor Aux Factor APos TPos Remark MHz dBuV/m dBuV/m dB dBuV dB/m dB dB dB cm deg 1 2388.78 64.57 74.00 -9.43 56.20 32.32 7.10 37.05 6.00 219 302 PEAK	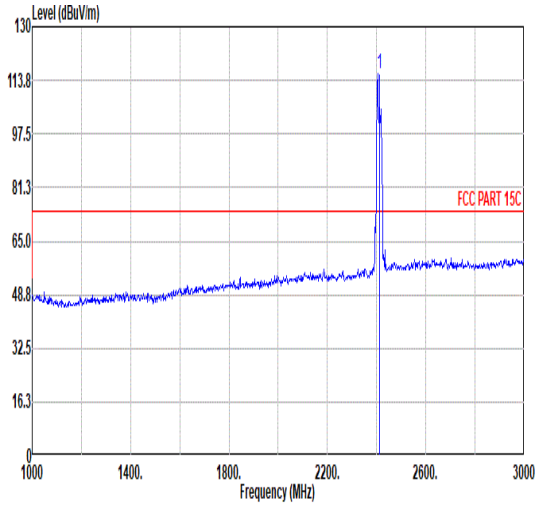 Freq Level Limit Line Margin Read Level Ant Factor Cable Loss Preamp Factor Aux Factor APos TPos Remark MHz dBuV/m dBuV/m dB dBuV dB/m dB dB dB cm deg 1 2412.00 115.67 ------ ------ 107.14 32.43 7.13 37.03 6.00 219 302 PEAK
Avg	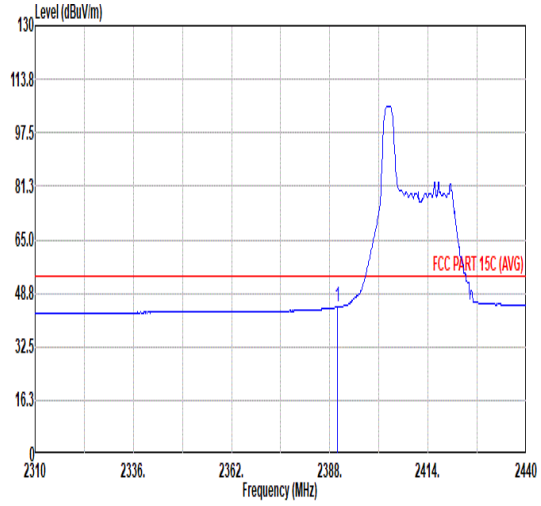 Freq Level Limit Line Margin Read Level Ant Factor Cable Loss Preamp Factor Aux Factor APos TPos Remark MHz dBuV/m dBuV/m dB dBuV dB/m dB dB dB cm deg 1 2389.95 44.53 54.00 -9.47 36.14 32.33 7.11 37.05 6.00 219 302 AVERAGE	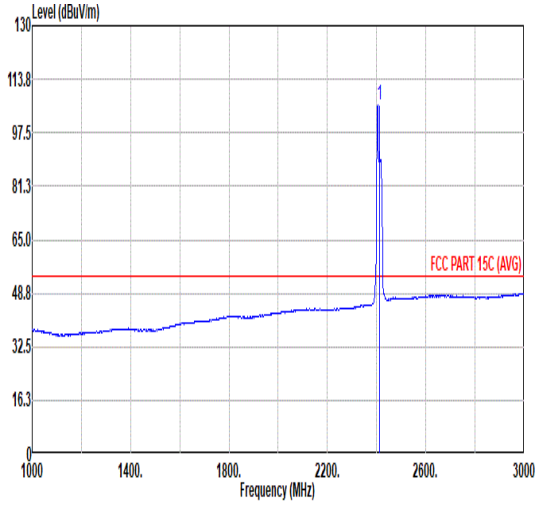 Freq Level Limit Line Margin Read Level Ant Factor Cable Loss Preamp Factor Aux Factor APos TPos Remark MHz dBuV/m dBuV/m dB dBuV dB/m dB dB dB cm deg 1 2412.00 106.00 ------ ------ 97.47 32.43 7.13 37.03 6.00 219 302 AVERAGE

Mode	11	
	Band Edge	
	2400-2483.5_802.11ax HE20_CH01_RU52/37_2412MHz	
Pol.	Horizontal	Fundamental
Peak	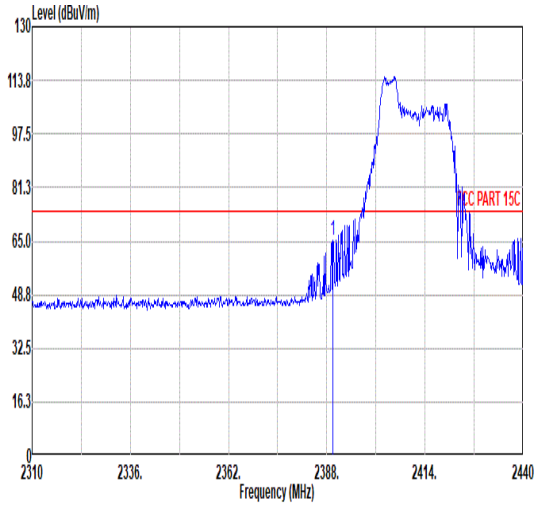 Freq Level Limit Line Margin Read Level Ant Factor Cable Loss Preamp Factor Aux Factor APos TPos Remark MHz dBuV/m dBuV/m dB dBuV dB/m dB dB dB cm deg 1 2389.69 65.15 74.00 -8.85 56.76 32.33 7.11 37.05 6.00 129 232 PEAK	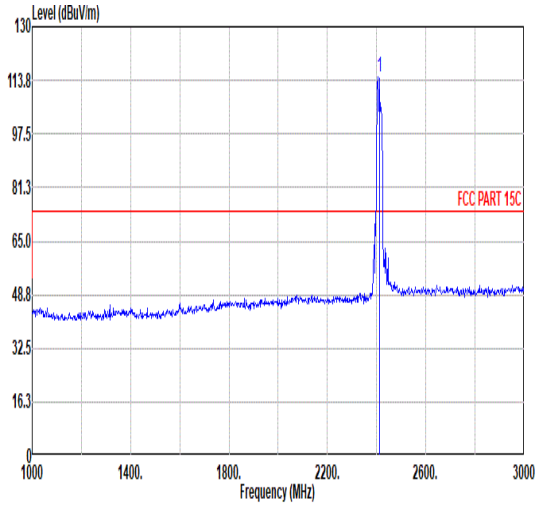 Freq Level Limit Line Margin Read Level Ant Factor Cable Loss Preamp Factor Aux Factor APos TPos Remark MHz dBuV/m dBuV/m dB dBuV dB/m dB dB dB cm deg 1 2412.00 114.84 ------ ------ 106.31 32.43 7.13 37.03 6.00 129 232 PEAK
Avg	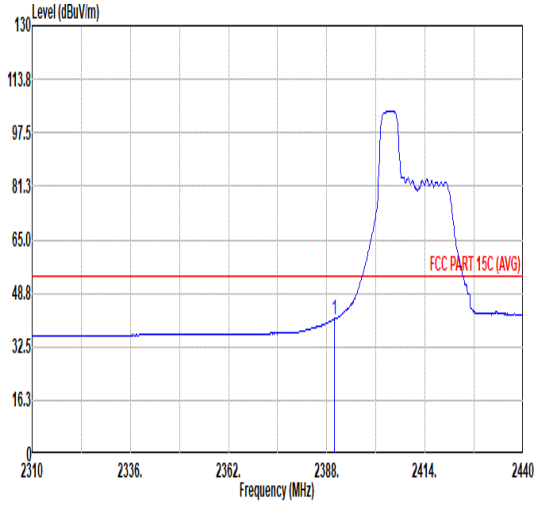 Freq Level Limit Line Margin Read Level Ant Factor Cable Loss Preamp Factor Aux Factor APos TPos Remark MHz dBuV/m dBuV/m dB dBuV dB/m dB dB dB cm deg 1 2389.95 40.95 54.00 -13.05 32.56 32.33 7.11 37.05 6.00 129 232 AVERAGE	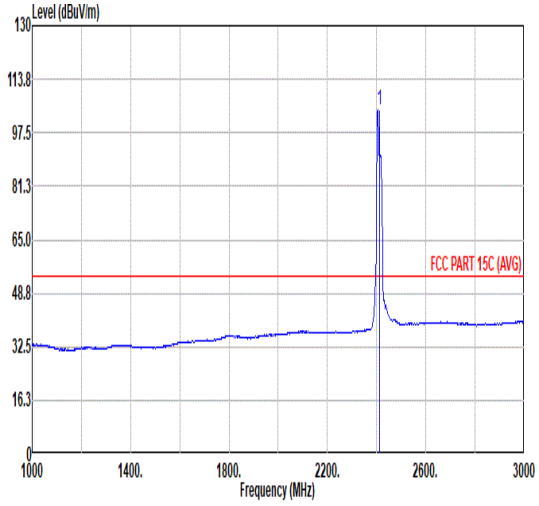 Freq Level Limit Line Margin Read Level Ant Factor Cable Loss Preamp Factor Aux Factor APos TPos Remark MHz dBuV/m dBuV/m dB dBuV dB/m dB dB dB cm deg 1 2412.00 104.60 ------ ------ 96.06 32.44 7.13 37.03 6.00 129 232 AVERAGE

Mode	11	
	Band Edge	
	2400-2483.5_802.11ax HE20_CH01_RU52/37_2412MHz	
Pol.	Vertical	Fundamental
Peak	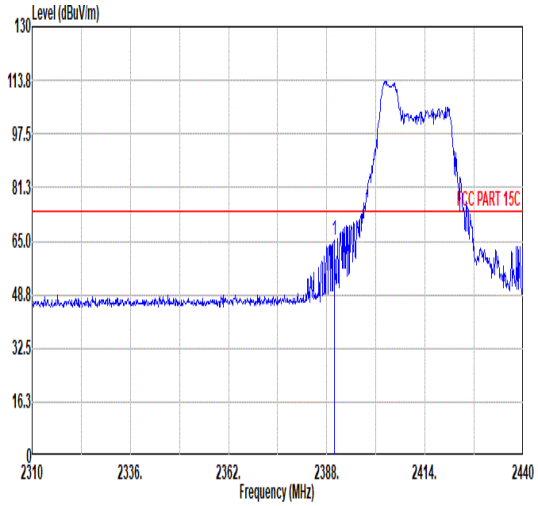 Freq Level Limit Line Margin Read Level Ant Factor Cable Loss Preamp Factor Aux Factor APos TPos Remark MHz dBuV/m dBuV/m dB dBuV dB/m dB dB dB cm deg 1 2389.95 65.15 74.00 -8.85 56.76 32.33 7.11 37.05 6.00 220 302 PEAK	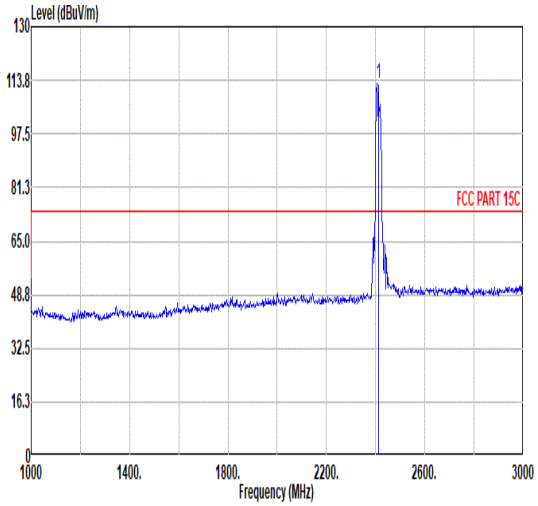 Freq Level Limit Line Margin Read Level Ant Factor Cable Loss Preamp Factor Aux Factor APos TPos Remark MHz dBuV/m dBuV/m dB dBuV dB/m dB dB dB cm deg 1 2412.00 112.86 ------ ------ 104.33 32.43 7.13 37.03 6.00 220 302 PEAK
Avg	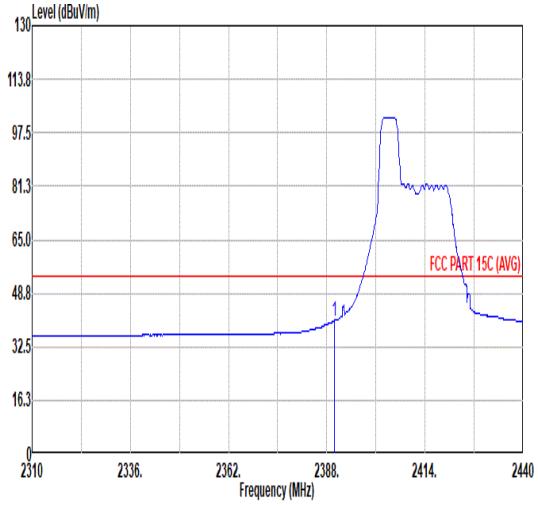 Freq Level Limit Line Margin Read Level Ant Factor Cable Loss Preamp Factor Aux Factor APos TPos Remark MHz dBuV/m dBuV/m dB dBuV dB/m dB dB dB cm deg 1 2389.95 40.46 54.00 -13.54 32.07 32.33 7.11 37.05 6.00 220 302 AVERAGE	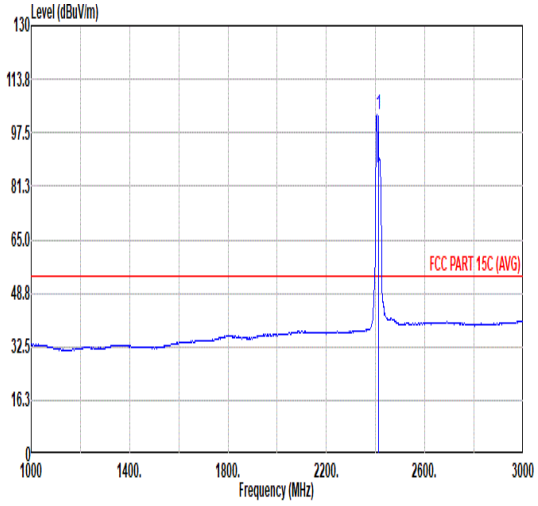 Freq Level Limit Line Margin Read Level Ant Factor Cable Loss Preamp Factor Aux Factor APos TPos Remark MHz dBuV/m dBuV/m dB dBuV dB/m dB dB dB cm deg 1 2412.00 102.83 ------ ------ 94.29 32.44 7.13 37.03 6.00 220 302 AVERAGE

Mode	12	
	Band Edge	
	2400-2483.5_802.11ax HE20_CH01_RU106/53_2412MHz	
Pol.	Horizontal	Fundamental
Peak	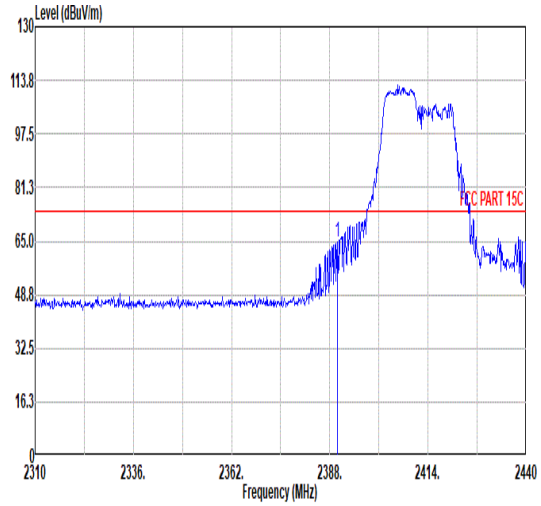 Freq Level Limit Line Margin Read Level Ant Factor Cable Loss Preamp Factor Aux Factor APos TPos Remark MHz dBuV/m dBuV/m dB dBuV dB/m dB dB dB cm deg 1 2389.95 64.51 74.00 -9.49 56.12 32.33 7.11 37.05 6.00 128 234 PEAK	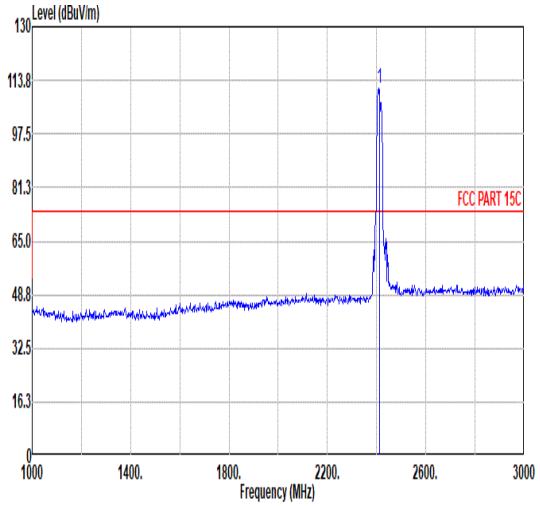 Freq Level Limit Line Margin Read Level Ant Factor Cable Loss Preamp Factor Aux Factor APos TPos Remark MHz dBuV/m dBuV/m dB dBuV dB/m dB dB dB cm deg 1 2412.00 111.28 ------ ------ 102.69 32.47 7.14 37.02 6.00 128 234 PEAK
Avg	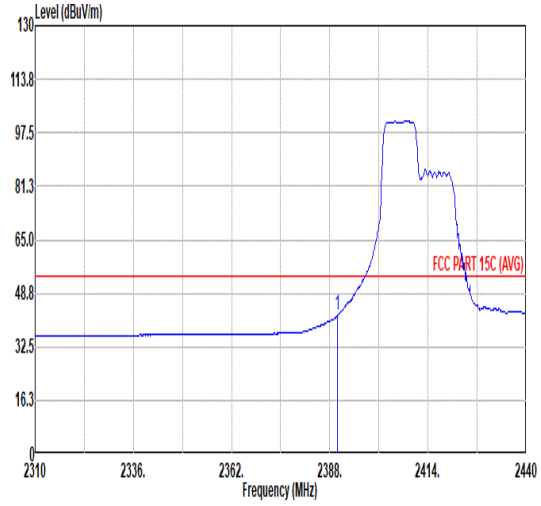 Freq Level Limit Line Margin Read Level Ant Factor Cable Loss Preamp Factor Aux Factor APos TPos Remark MHz dBuV/m dBuV/m dB dBuV dB/m dB dB dB cm deg 1 2389.95 42.03 54.00 -11.97 33.64 32.33 7.11 37.05 6.00 128 234 AVERAGE	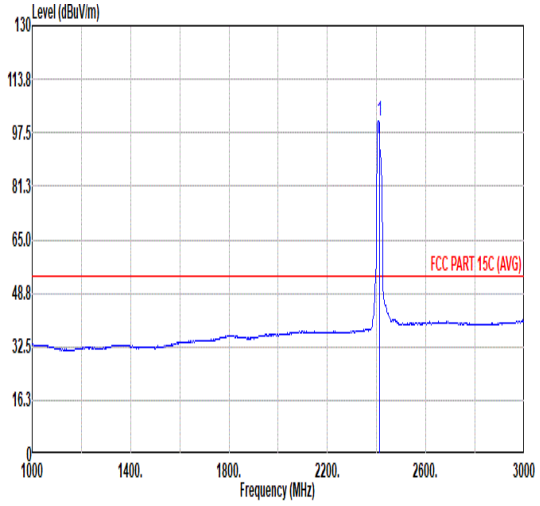 Freq Level Limit Line Margin Read Level Ant Factor Cable Loss Preamp Factor Aux Factor APos TPos Remark MHz dBuV/m dBuV/m dB dBuV dB/m dB dB dB cm deg 1 2412.00 101.29 ------ ------ 92.72 32.46 7.13 37.02 6.00 128 234 AVERAGE

Mode	12	
	Band Edge	
	2400-2483.5_802.11ax HE20_CH01_RU106/53_2412MHz	
Pol.	Vertical	Fundamental
Peak	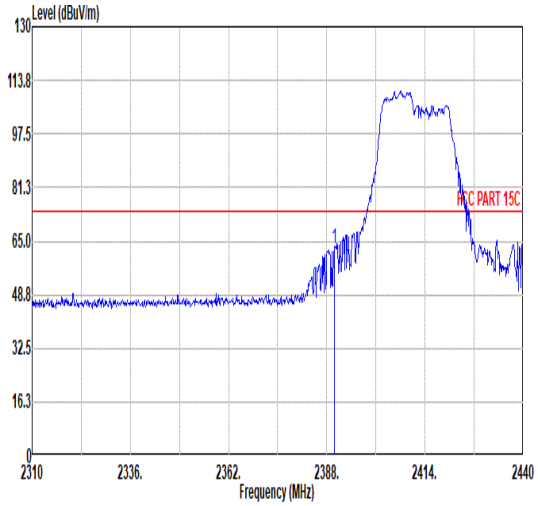 Freq Level Limit Line Margin Read Level Ant Factor Cable Loss Preamp Factor Aux Factor APos TPos Remark MHz dBuV/m dBuV/m dB dBuV dB/m dB dB dB cm deg 1 2389.95 62.99 74.00 -11.01 54.60 32.33 7.11 37.05 6.00 209 302 PEAK	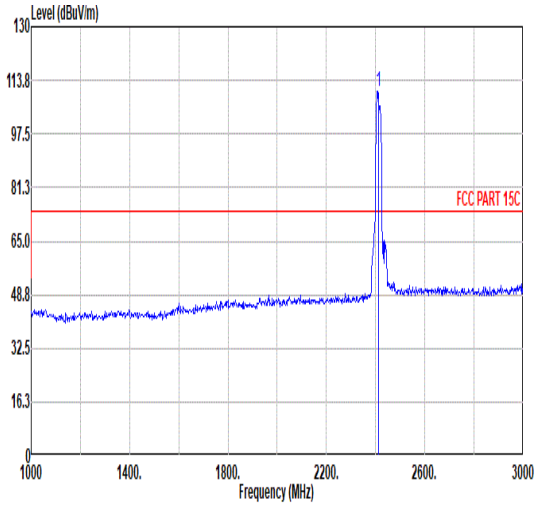 Freq Level Limit Line Margin Read Level Ant Factor Cable Loss Preamp Factor Aux Factor APos TPos Remark MHz dBuV/m dBuV/m dB dBuV dB/m dB dB dB cm deg 1 2412.00 110.31 ------ ------ 101.77 32.44 7.13 37.03 6.00 209 302 PEAK
Avg	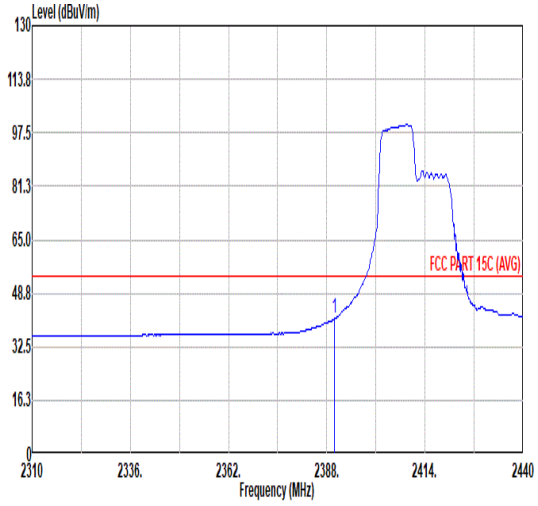 Freq Level Limit Line Margin Read Level Ant Factor Cable Loss Preamp Factor Aux Factor APos TPos Remark MHz dBuV/m dBuV/m dB dBuV dB/m dB dB dB cm deg 1 2389.95 41.01 54.00 -12.99 32.62 32.33 7.11 37.05 6.00 209 302 AVERAGE	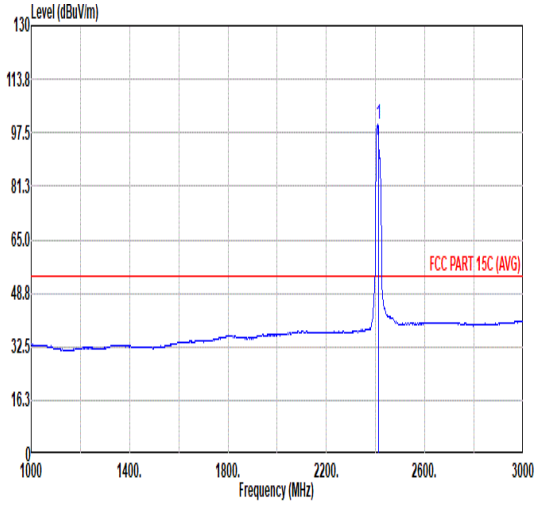 Freq Level Limit Line Margin Read Level Ant Factor Cable Loss Preamp Factor Aux Factor APos TPos Remark MHz dBuV/m dBuV/m dB dBuV dB/m dB dB dB cm deg 1 2412.00 100.18 ------ ------ 91.59 32.47 7.14 37.02 6.00 209 302 AVERAGE

Mode	13	
	Band Edge	
	2400-2483.5_802.11ax HE20_CH11_RU26/8_2462MHz	
Pol.	Horizontal	Fundamental
Peak	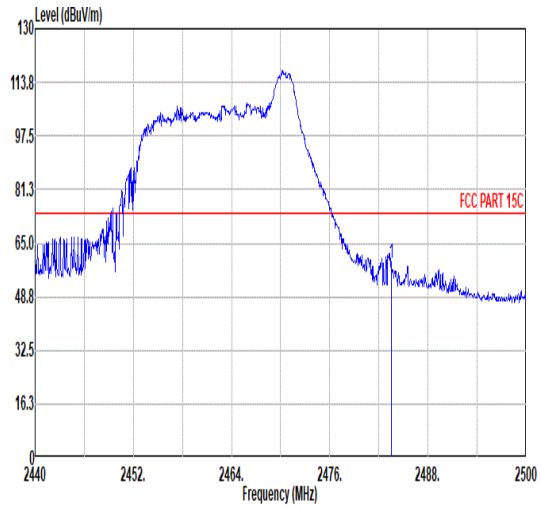 Freq Level Limit Line Margin Read Level Ant Factor Cable Loss Preamp Factor Aux Factor APos TPos Remark MHz dBuV/m dBuV/m dB dBuV dB/m dB dB dB cm deg 1 2483.50 58.97 74.00 -15.03 49.58 32.98 7.26 36.85 6.00 101 224 PEAK	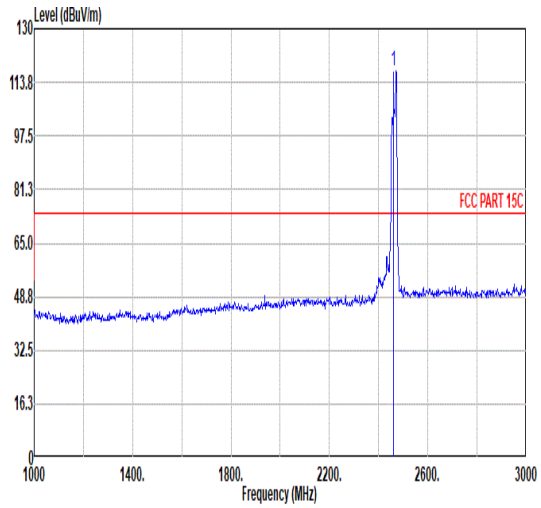 Freq Level Limit Line Margin Read Level Ant Factor Cable Loss Preamp Factor Aux Factor APos TPos Remark MHz dBuV/m dBuV/m dB dBuV dB/m dB dB dB cm deg 1 2462.00 117.01 ------ ------ 107.77 32.89 7.23 36.88 6.00 101 224 PEAK
Avg	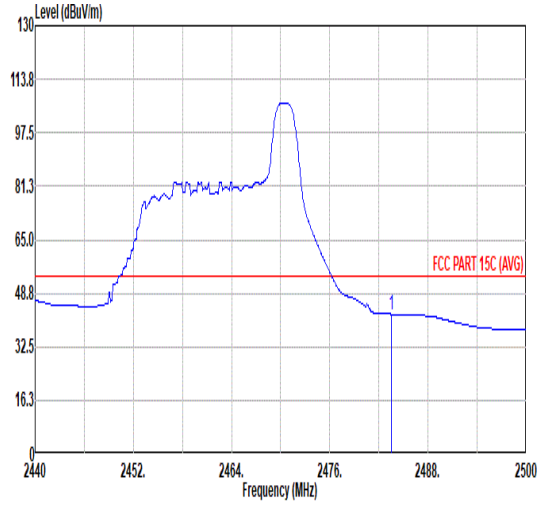 Freq Level Limit Line Margin Read Level Ant Factor Cable Loss Preamp Factor Aux Factor APos TPos Remark MHz dBuV/m dBuV/m dB dBuV dB/m dB dB dB cm deg 1 2483.50 42.33 54.00 -11.67 32.94 32.98 7.26 36.85 6.00 101 224 AVERAGE	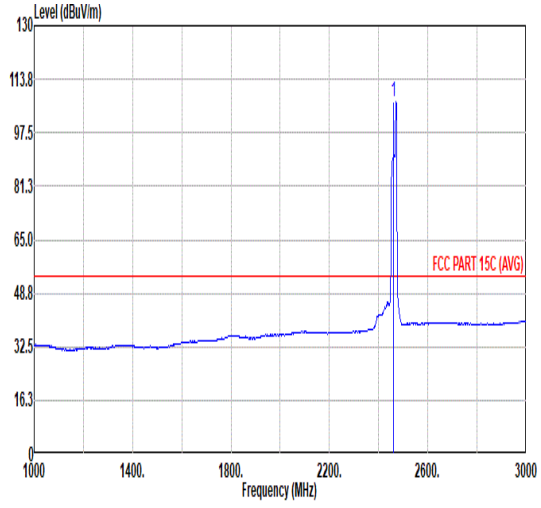 Freq Level Limit Line Margin Read Level Ant Factor Cable Loss Preamp Factor Aux Factor APos TPos Remark MHz dBuV/m dBuV/m dB dBuV dB/m dB dB dB cm deg 1 2462.00 106.88 ------ ------ 97.64 32.89 7.23 36.88 6.00 101 224 AVERAGE

Mode	13	
	Band Edge	
	2400-2483.5_802.11ax HE20_CH11_RU26/8_2462MHz	
Pol.	Vertical	Fundamental
Peak	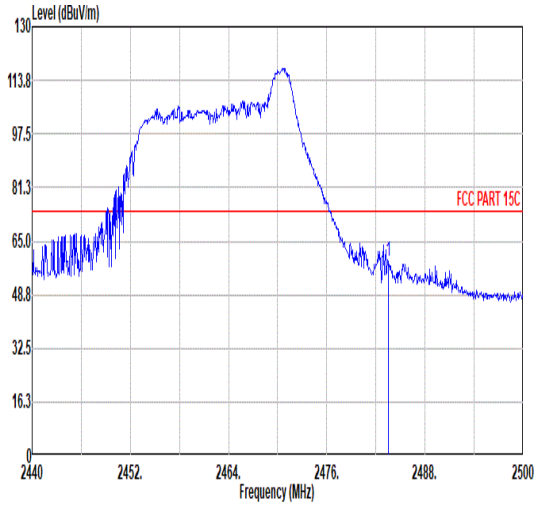 Freq Level Limit Line Margin Read Level Ant Factor Cable Loss Preamp Factor Aux Factor APos TPos Remark MHz dBuV/m dBuV/m dB dBuV dB/m dB dB dB cm deg 1 2483.50 59.08 74.00 -14.92 49.69 32.98 7.26 36.85 6.00 227 297 PEAK	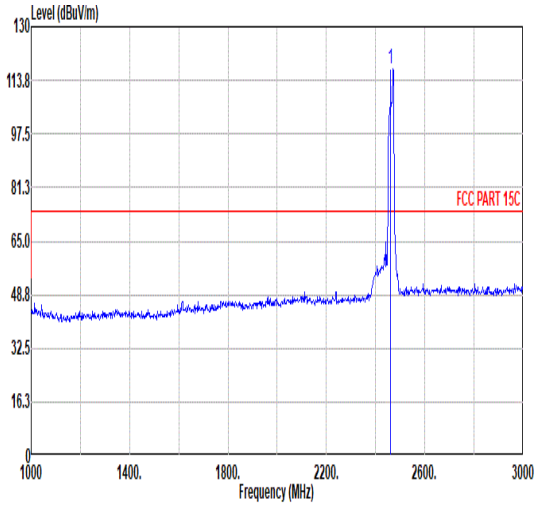 Freq Level Limit Line Margin Read Level Ant Factor Cable Loss Preamp Factor Aux Factor APos TPos Remark MHz dBuV/m dBuV/m dB dBuV dB/m dB dB dB cm deg 1 2462.00 117.28 ------ ------ 108.04 32.89 7.23 36.88 6.00 227 297 PEAK
Avg	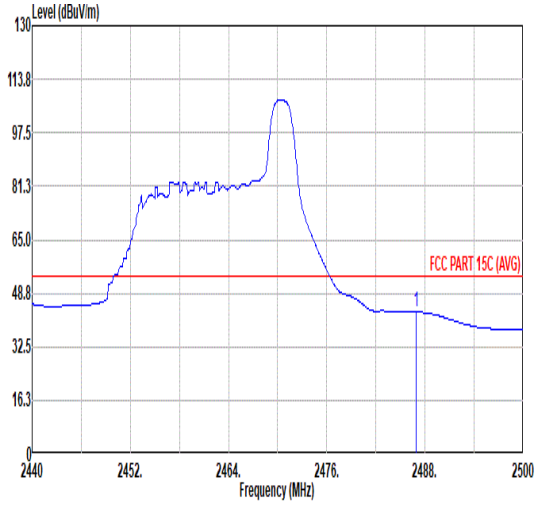 Freq Level Limit Line Margin Read Level Ant Factor Cable Loss Preamp Factor Aux Factor APos TPos Remark MHz dBuV/m dBuV/m dB dBuV dB/m dB dB dB cm deg 1 2486.92 43.18 54.00 -10.82 33.75 33.01 7.26 36.84 6.00 227 297 AVERAGE	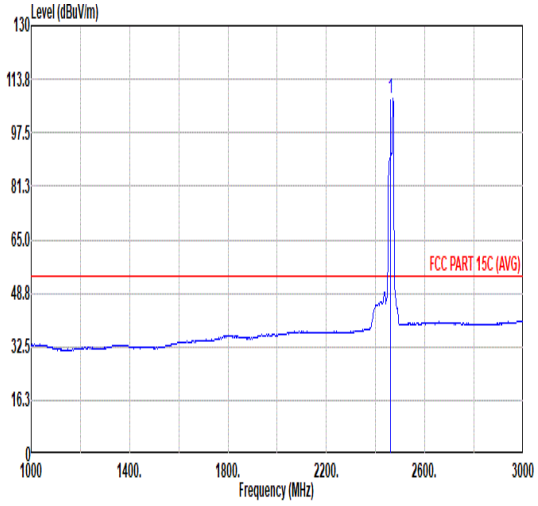 Freq Level Limit Line Margin Read Level Ant Factor Cable Loss Preamp Factor Aux Factor APos TPos Remark MHz dBuV/m dBuV/m dB dBuV dB/m dB dB dB cm deg 1 2462.00 107.75 ------ ------ 98.51 32.89 7.23 36.88 6.00 227 297 AVERAGE

Mode	14	
	Band Edge	
	2400-2483.5_802.11ax HE20_CH11_RU52/40_2462MHz	
Pol.	Horizontal	Fundamental
Peak	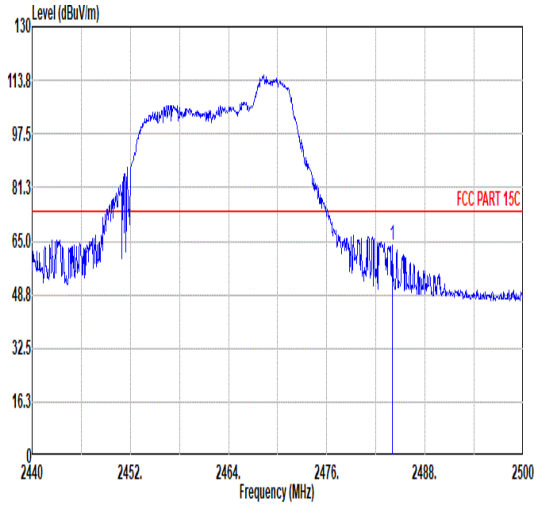 Freq Level Limit Line Margin Read Level Ant Factor Cable Loss Preamp Factor Aux Factor APos TPos Remark MHz dBuV/m dBuV/m dB dBuV dB/m dB dB dB cm deg 1 2484.04 63.84 74.00 -10.16 54.44 32.99 7.26 36.85 6.00 100 227 PEAK	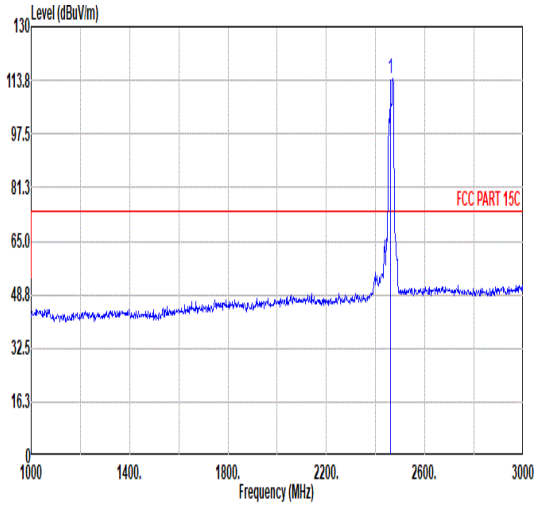 Freq Level Limit Line Margin Read Level Ant Factor Cable Loss Preamp Factor Aux Factor APos TPos Remark MHz dBuV/m dBuV/m dB dBuV dB/m dB dB dB cm deg 1 2462.00 114.52 ------ ------ 105.28 32.89 7.23 36.88 6.00 100 227 PEAK
Avg	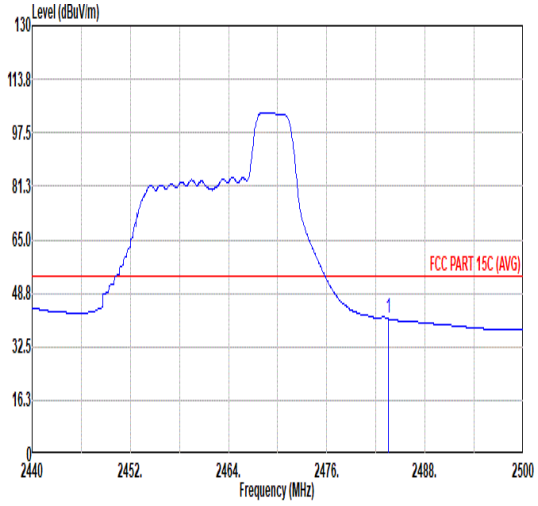 Freq Level Limit Line Margin Read Level Ant Factor Cable Loss Preamp Factor Aux Factor APos TPos Remark MHz dBuV/m dBuV/m dB dBuV dB/m dB dB dB cm deg 1 2483.50 40.99 54.00 -13.01 31.60 32.98 7.26 36.85 6.00 100 227 AVERAGE	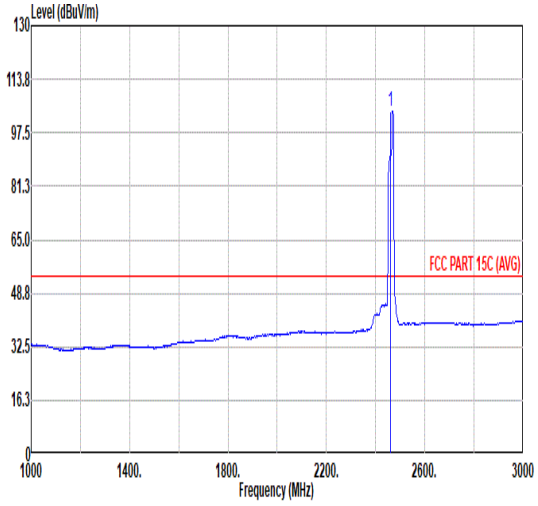 Freq Level Limit Line Margin Read Level Ant Factor Cable Loss Preamp Factor Aux Factor APos TPos Remark MHz dBuV/m dBuV/m dB dBuV dB/m dB dB dB cm deg 1 2462.00 104.02 ------ ------ 94.79 32.88 7.23 36.88 6.00 100 227 AVERAGE

Mode	14	
	Band Edge	
	2400-2483.5_802.11ax HE20_CH11_RU52/40_2462MHz	
Pol.	Vertical	Fundamental
Peak	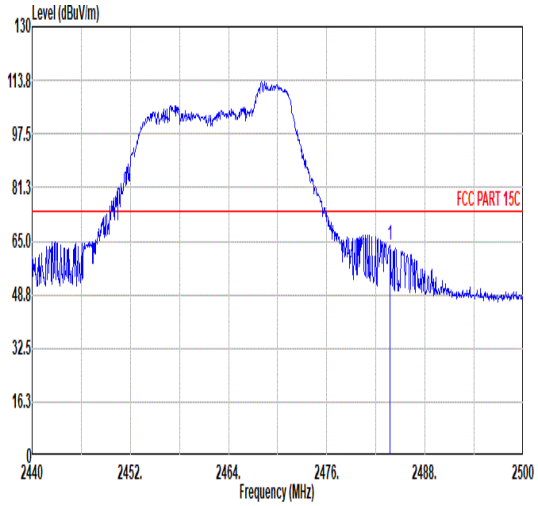 Freq Level Limit Line Margin Read Level Ant Factor Cable Loss Preamp Factor Aux Factor APos TPos Remark MHz dBuV/m dBuV/m dB dBuV dB/m dB dB dB cm deg 1 2483.68 63.86 74.00 -10.14 54.46 32.99 7.26 36.85 6.00 100 295 PEAK	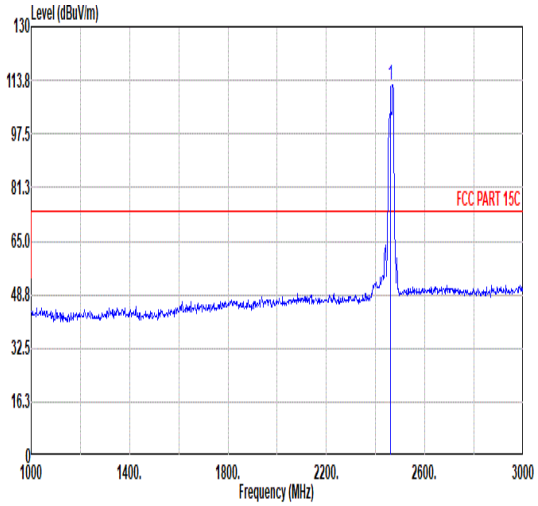 Freq Level Limit Line Margin Read Level Ant Factor Cable Loss Preamp Factor Aux Factor APos TPos Remark MHz dBuV/m dBuV/m dB dBuV dB/m dB dB dB cm deg 1 2462.00 112.26 ------ ------ 103.02 32.89 7.23 36.88 6.00 100 295 PEAK
Avg	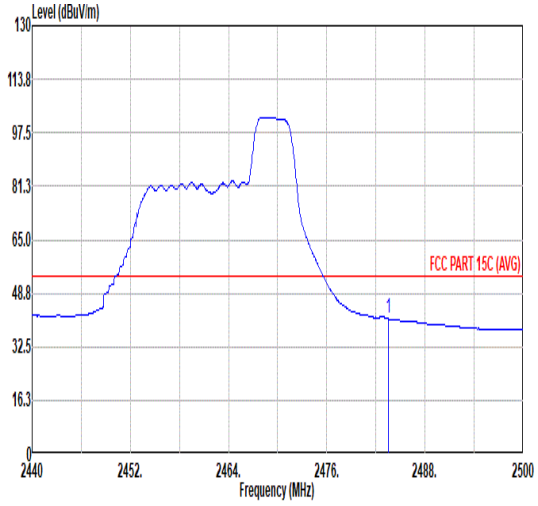 Freq Level Limit Line Margin Read Level Ant Factor Cable Loss Preamp Factor Aux Factor APos TPos Remark MHz dBuV/m dBuV/m dB dBuV dB/m dB dB dB cm deg 1 2483.50 40.97 54.00 -13.03 31.58 32.98 7.26 36.85 6.00 100 295 AVERAGE	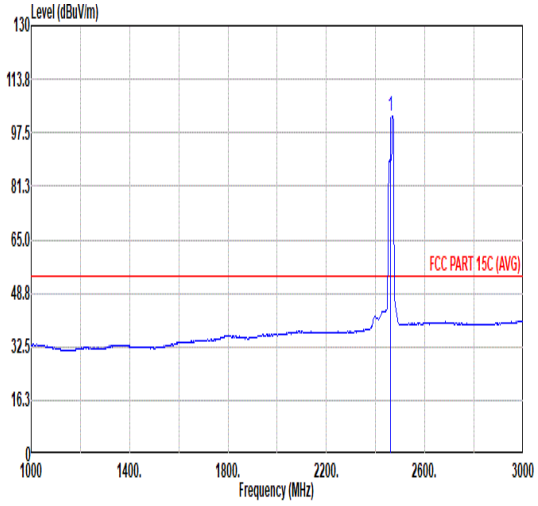 Freq Level Limit Line Margin Read Level Ant Factor Cable Loss Preamp Factor Aux Factor APos TPos Remark MHz dBuV/m dBuV/m dB dBuV dB/m dB dB dB cm deg 1 2462.00 102.55 ------ ------ 93.32 32.88 7.23 36.88 6.00 100 295 AVERAGE

Mode	15	
	Band Edge	
	2400-2483.5_802.11ax HE20_CH11_RU106/54_2462MHz	
Pol.	Horizontal	Fundamental
Peak	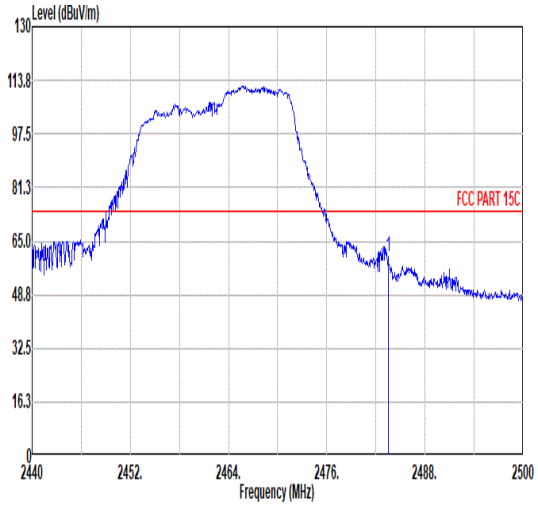 Freq Level Limit Line Margin Read Level Ant Factor Cable Loss Preamp Factor Aux Factor APos TPos Remark MHz dBuV/m dBuV/m dB dBuV dB/m dB dB dB cm deg 1 2483.50 60.36 74.00 -13.64 50.97 32.98 7.26 36.85 6.00 100 222 PEAK	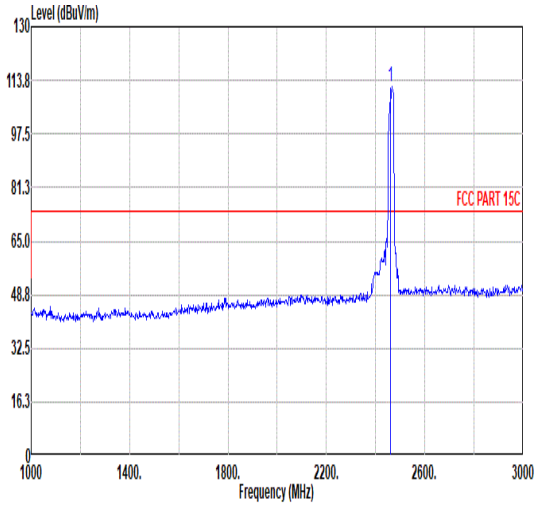 Freq Level Limit Line Margin Read Level Ant Factor Cable Loss Preamp Factor Aux Factor APos TPos Remark MHz dBuV/m dBuV/m dB dBuV dB/m dB dB dB cm deg 1 2462.00 111.96 ------ ------ 102.73 32.88 7.23 36.88 6.00 100 222 PEAK
Avg	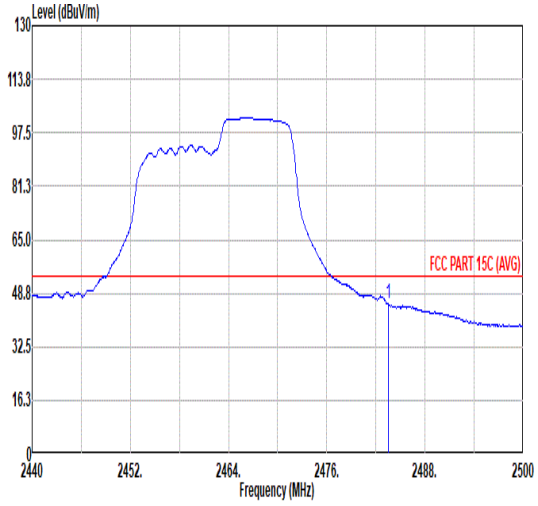 Freq Level Limit Line Margin Read Level Ant Factor Cable Loss Preamp Factor Aux Factor APos TPos Remark MHz dBuV/m dBuV/m dB dBuV dB/m dB dB dB cm deg 1 2483.50 45.38 54.00 -8.62 35.99 32.98 7.26 36.85 6.00 100 222 AVERAGE	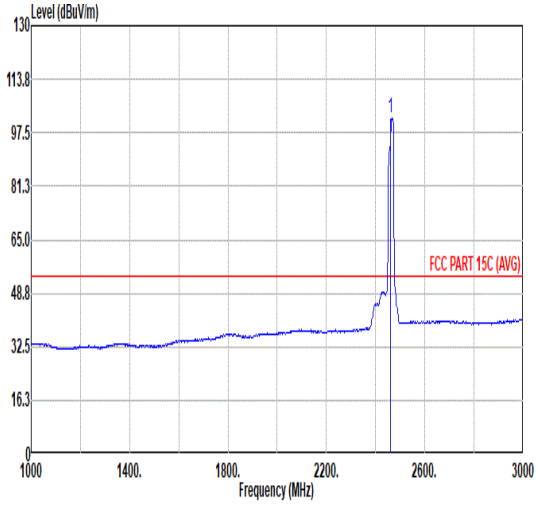 Freq Level Limit Line Margin Read Level Ant Factor Cable Loss Preamp Factor Aux Factor APos TPos Remark MHz dBuV/m dBuV/m dB dBuV dB/m dB dB dB cm deg 1 2462.00 101.97 ------ ------ 92.77 32.86 7.23 36.89 6.00 100 222 AVERAGE

Mode	15	
	Band Edge	
	2400-2483.5_802.11ax HE20_CH11_RU106/54_2462MHz	
Pol.	Vertical	Fundamental
Peak	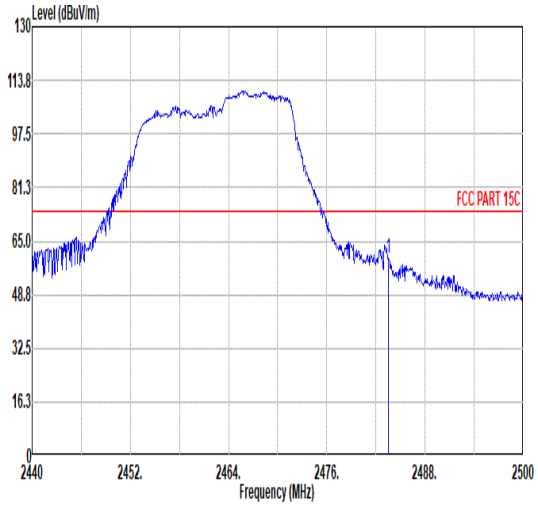 Freq Level Limit Line Margin Read Level Ant Factor Cable Loss Preamp Factor Aux Factor APos TPos Remark MHz dBuV/m dBuV/m dB dBuV dB/m dB dB dB cm deg 1 2483.50 60.00 74.00 -14.00 50.61 32.98 7.26 36.85 6.00 100 294 PEAK	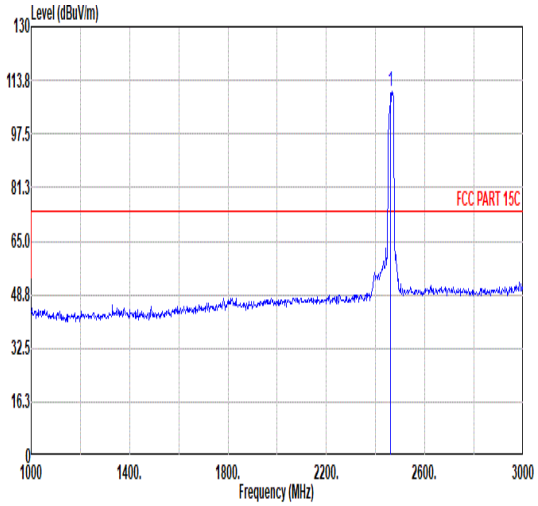 Freq Level Limit Line Margin Read Level Ant Factor Cable Loss Preamp Factor Aux Factor APos TPos Remark MHz dBuV/m dBuV/m dB dBuV dB/m dB dB dB cm deg 1 2462.00 110.58 ------ ------ 101.38 32.86 7.23 36.89 6.00 100 294 PEAK
Avg	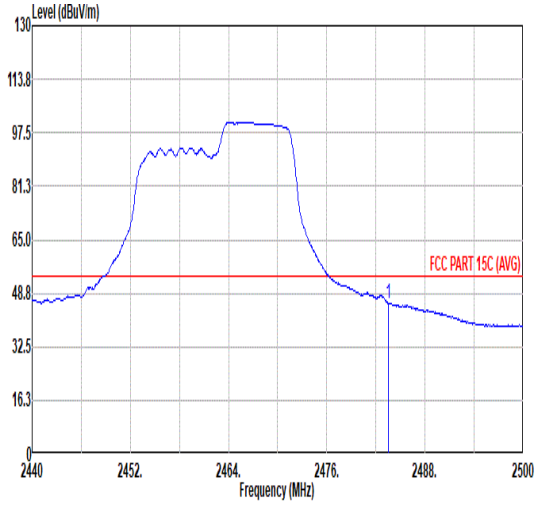 Freq Level Limit Line Margin Read Level Ant Factor Cable Loss Preamp Factor Aux Factor APos TPos Remark MHz dBuV/m dBuV/m dB dBuV dB/m dB dB dB cm deg 1 2483.50 45.84 54.00 -8.16 36.45 32.98 7.26 36.85 6.00 100 294 AVERAGE	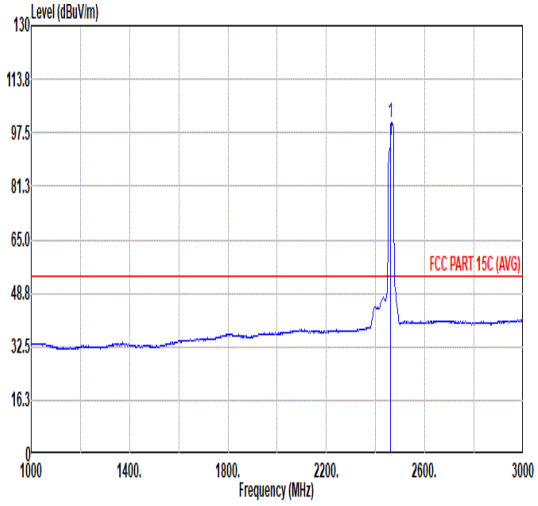 Freq Level Limit Line Margin Read Level Ant Factor Cable Loss Preamp Factor Aux Factor APos TPos Remark MHz dBuV/m dBuV/m dB dBuV dB/m dB dB dB cm deg 1 2462.00 100.62 ------ ------ 91.42 32.86 7.23 36.89 6.00 100 294 AVERAGE

Mode	16	
	Band Edge - L	
	2400-2483.5_802.11ax HE40_CH03_2422MHz	
Pol.	Horizontal	Fundamental
Peak	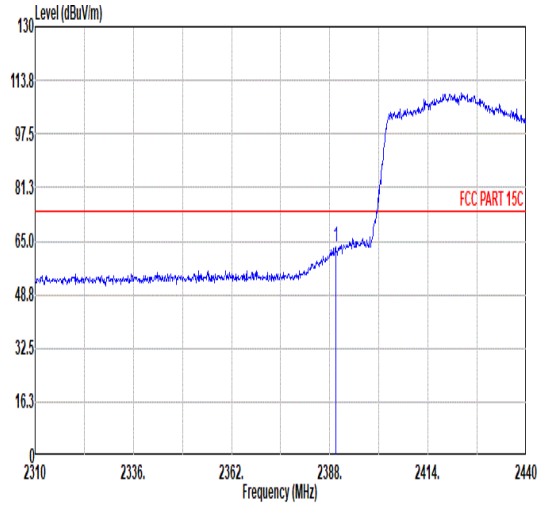 Freq Level Limit Line Margin Read Level Ant Factor Cable Loss Preamp Factor Aux Factor APos TPos Remark MHz dBuV/m dBuV/m dB dBuV dB/m dB dB dB cm deg 1 2389.56 63.08 74.00 -10.92 54.70 32.33 7.10 37.05 6.00 120 120 PEAK	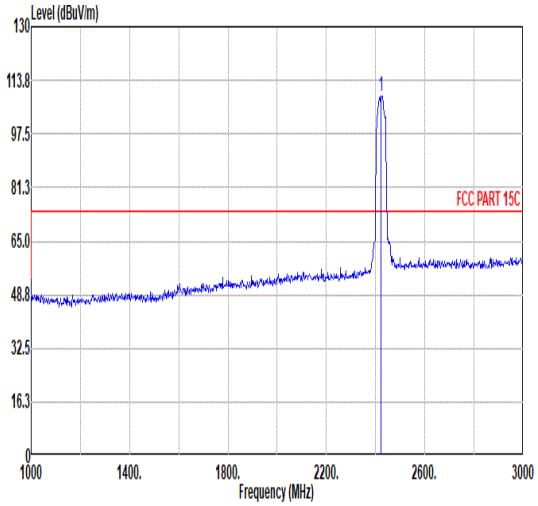 Freq Level Limit Line Margin Read Level Ant Factor Cable Loss Preamp Factor Aux Factor APos TPos Remark MHz dBuV/m dBuV/m dB dBuV dB/m dB dB dB cm deg 1 2422.00 109.14 ------ ------ 100.44 32.54 7.15 36.99 6.00 120 120 PEAK
Avg	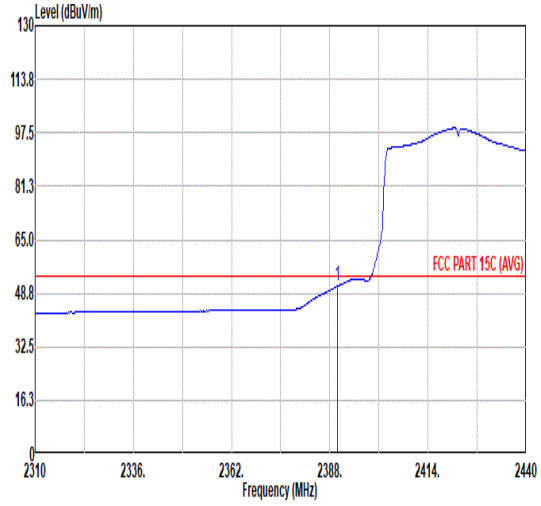 Freq Level Limit Line Margin Read Level Ant Factor Cable Loss Preamp Factor Aux Factor APos TPos Remark MHz dBuV/m dBuV/m dB dBuV dB/m dB dB dB cm deg 1 2389.95 50.86 54.00 -3.14 42.47 32.33 7.11 37.05 6.00 120 120 AVERAGE	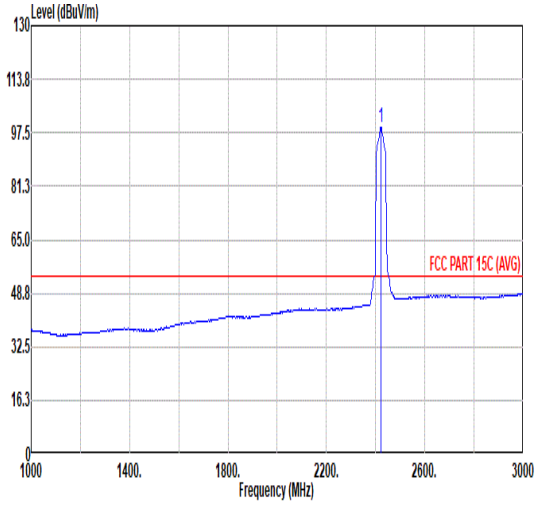 Freq Level Limit Line Margin Read Level Ant Factor Cable Loss Preamp Factor Aux Factor APos TPos Remark MHz dBuV/m dBuV/m dB dBuV dB/m dB dB dB cm deg 1 2422.00 99.14 ------ ------ 90.42 32.55 7.16 36.99 6.00 120 120 AVERAGE

Mode	16	
	Band Edge - R	
	2400-2483.5_802.11ax HE40_CH03_2422MHz	
Pol.	Horizontal	Fundamental
Peak	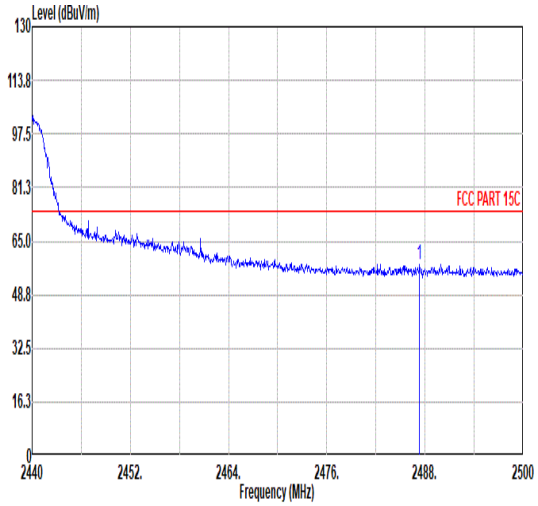 Freq Level Limit Line Margin Read Level Ant Factor Cable Loss Preamp Factor Aux Factor APos TPos Remark MHz dBuV/m dBuV/m dB dBuV dB/m dB dB dB cm deg 1 2487.34 57.99 74.00 -16.01 48.56 33.01 7.26 36.84 6.00 120 120 PEAK	Blank
Avg	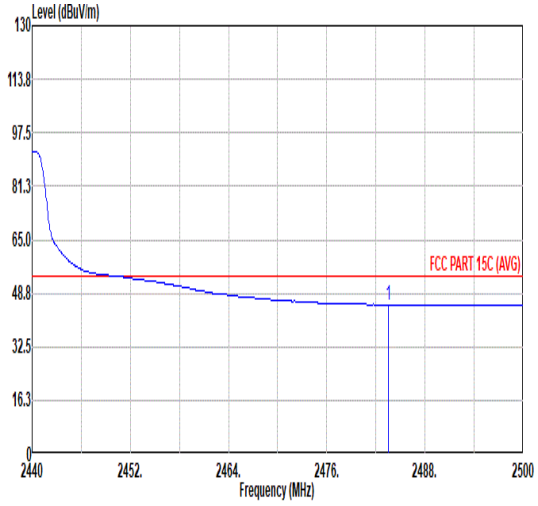 Freq Level Limit Line Margin Read Level Ant Factor Cable Loss Preamp Factor Aux Factor APos TPos Remark MHz dBuV/m dBuV/m dB dBuV dB/m dB dB dB cm deg 1 2483.50 45.35 54.00 -8.65 35.96 32.98 7.26 36.85 6.00 120 120 AVERAGE	Blank

Mode	16	
	Band Edge - L	
	2400-2483.5_802.11ax HE40_CH03_2422MHz	
Pol.	Vertical	Fundamental
Peak	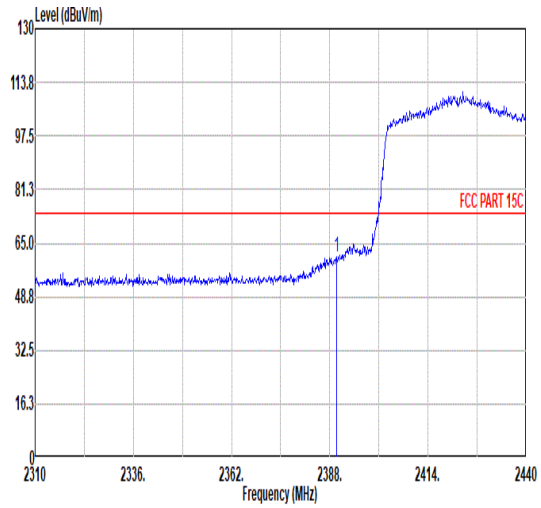 Freq Level Limit Line Margin Read Level Ant Factor Cable Loss Preamp Factor Aux Factor APos TPos Remark MHz dBuV/m dBuV/m dB dBuV dB/m dB dB dB cm deg 1 2389.82 60.59 74.00 -13.41 52.20 32.33 7.11 37.05 6.00 274 0 PEAK	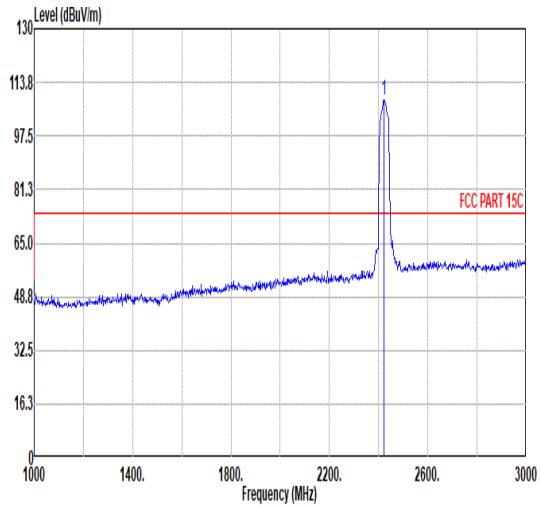 Freq Level Limit Line Margin Read Level Ant Factor Cable Loss Preamp Factor Aux Factor APos TPos Remark MHz dBuV/m dBuV/m dB dBuV dB/m dB dB dB cm deg 1 2422.00 108.59 ------ ------ 99.83 32.58 7.16 36.98 6.00 274 0 PEAK
Avg	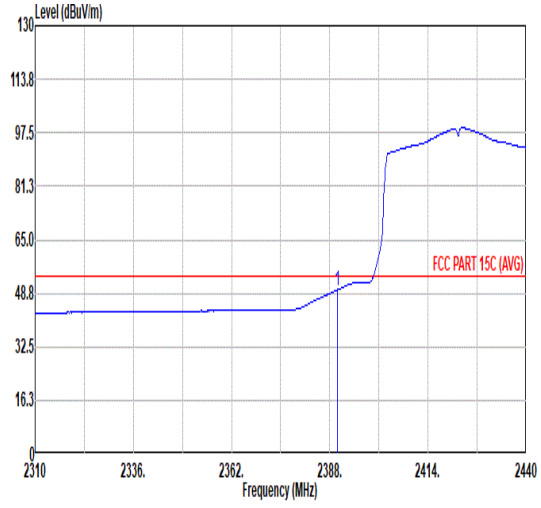 Freq Level Limit Line Margin Read Level Ant Factor Cable Loss Preamp Factor Aux Factor APos TPos Remark MHz dBuV/m dBuV/m dB dBuV dB/m dB dB dB cm deg 1 2389.95 49.76 54.00 -4.24 41.37 32.33 7.11 37.05 6.00 274 0 AVERAGE	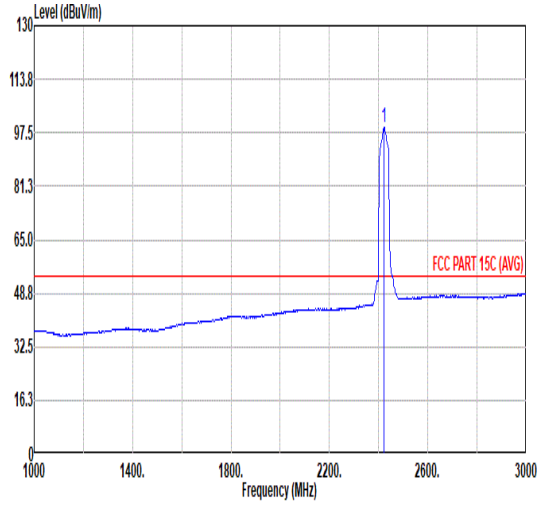 Freq Level Limit Line Margin Read Level Ant Factor Cable Loss Preamp Factor Aux Factor APos TPos Remark MHz dBuV/m dBuV/m dB dBuV dB/m dB dB dB cm deg 1 2422.00 99.07 ------ ------ 90.33 32.57 7.16 36.99 6.00 274 0 AVERAGE

Mode	16	
	Band Edge - R	
	2400-2483.5_802.11ax HE40_CH03_2422MHz	
Pol.	Vertical	Fundamental
Peak	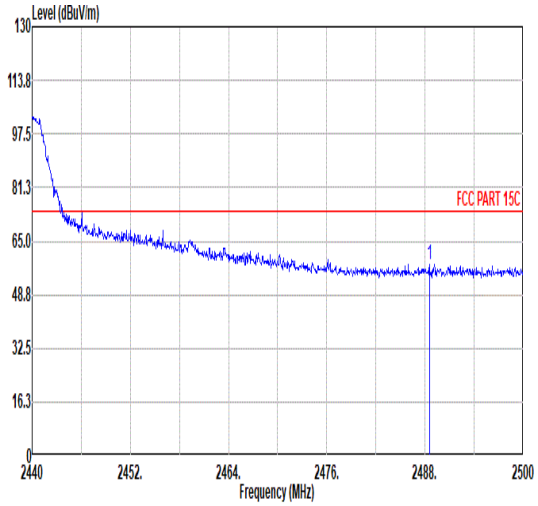 Freq Level Limit Line Margin Read Level Ant Factor Cable Loss Preamp Factor Aux Factor APos TPos Remark MHz dBuV/m dBuV/m dB dBuV dB/m dB dB dB cm deg 1 2488.54 57.93 74.00 -16.07 48.49 33.02 7.26 36.84 6.00 274 0 PEAK	Blank
Avg	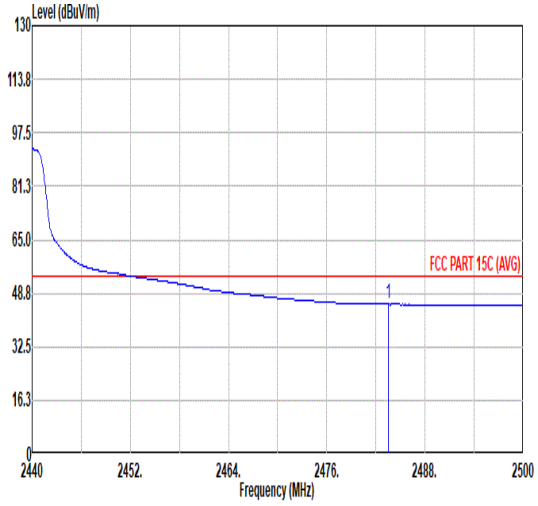 Freq Level Limit Line Margin Read Level Ant Factor Cable Loss Preamp Factor Aux Factor APos TPos Remark MHz dBuV/m dBuV/m dB dBuV dB/m dB dB dB cm deg 1 2483.56 45.43 54.00 -8.57 36.04 32.98 7.26 36.85 6.00 274 0 AVERAGE	Blank

Mode	16	
	Harmonic	
	2400-2483.5_802.11ax HE40_CH03_2422MHz	
Pol.	Horizontal	Vertical
Peak Avg	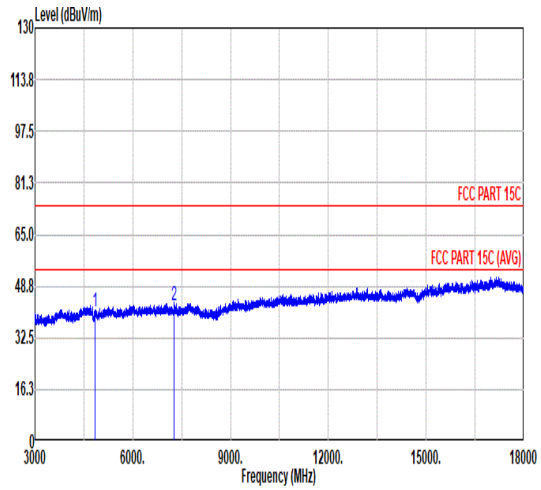 Freq Level Limit Line Margin Read Level Ant Factor Cable Loss Preamp Factor Aux Factor APos TPos Remark MHz dBuV/m dBuV/m dB dBuV dB/m dB dB dB cm deg 1 4844.00 40.83 74.00 -33.17 61.73 34.36 10.25 65.51 0.00 -- -- PEAK 2 7266.00 42.53 74.00 -31.47 60.02 35.97 12.72 66.18 0.00 -- -- PEAK	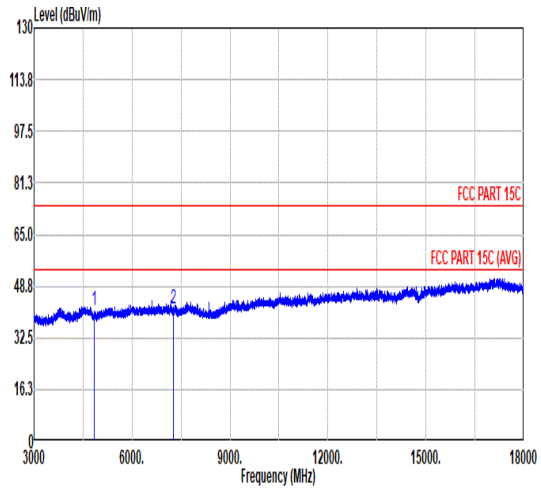 Freq Level Limit Line Margin Read Level Ant Factor Cable Loss Preamp Factor Aux Factor APos TPos Remark MHz dBuV/m dBuV/m dB dBuV dB/m dB dB dB cm deg 1 4844.00 41.31 74.00 -32.69 62.21 34.36 10.25 65.51 0.00 -- -- PEAK 2 7266.00 41.82 74.00 -32.18 59.31 35.97 12.72 66.18 0.00 -- -- PEAK
Peak Avg	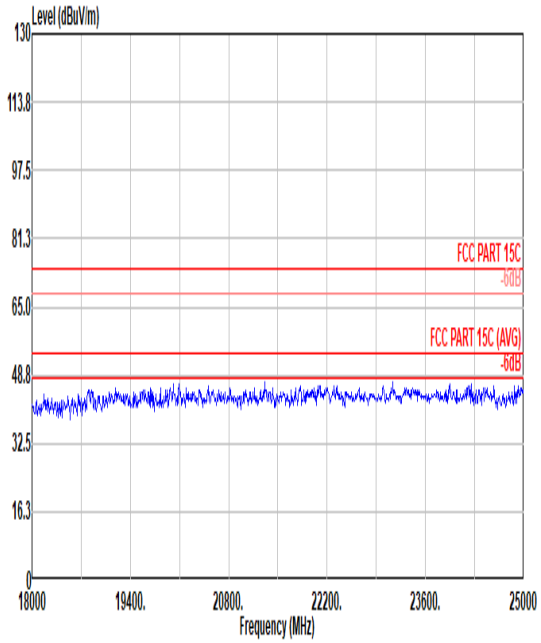 	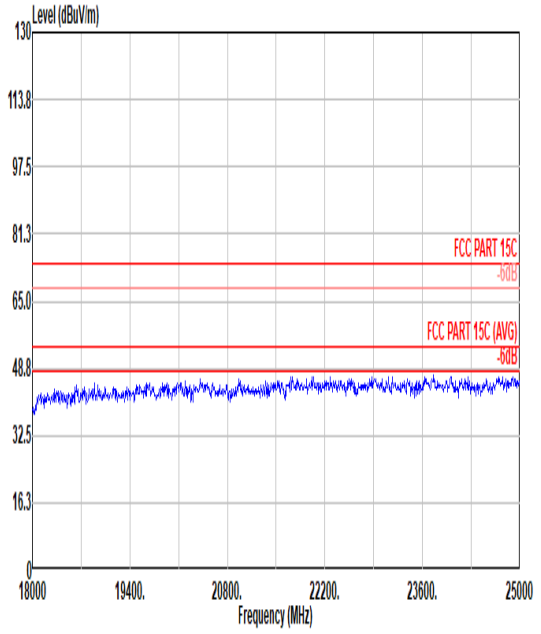

Mode	16	
	Band Edge - L	
	2400-2483.5_802.11ax HE40_CH06_2437MHz	
Pol.	Horizontal	Fundamental
Peak	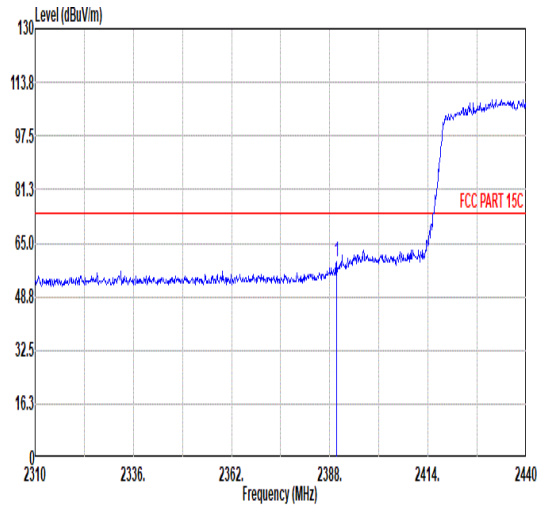 Freq Level Limit Line Margin Read Level Ant Factor Cable Loss Preamp Factor Aux Factor APos TPos Remark MHz dBuV/m dBuV/m dB dBuV dB/m dB dB dB cm deg 1 2389.82 59.31 74.00 -14.69 50.92 32.33 7.11 37.05 6.00 101 136 PEAK	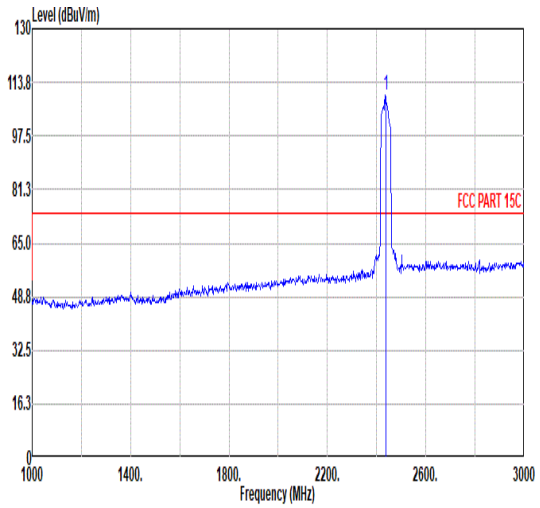 Freq Level Limit Line Margin Read Level Ant Factor Cable Loss Preamp Factor Aux Factor APos TPos Remark MHz dBuV/m dBuV/m dB dBuV dB/m dB dB dB cm deg 1 2437.00 109.65 ------ ------ 100.78 32.65 7.18 36.96 6.00 101 136 PEAK
Avg	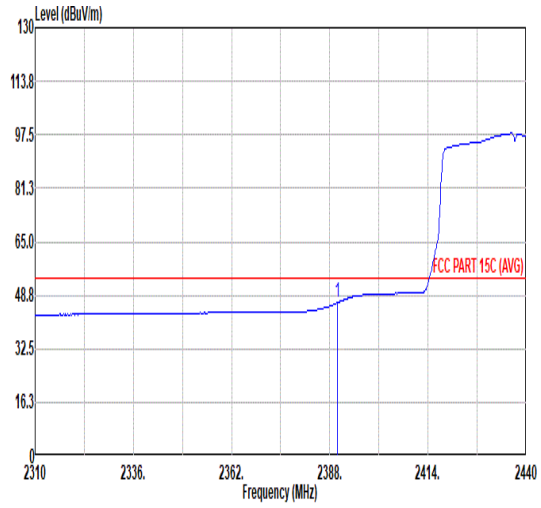 Freq Level Limit Line Margin Read Level Ant Factor Cable Loss Preamp Factor Aux Factor APos TPos Remark MHz dBuV/m dBuV/m dB dBuV dB/m dB dB dB cm deg 1 2389.95 46.50 54.00 -7.50 38.11 32.33 7.11 37.05 6.00 101 136 AVERAGE	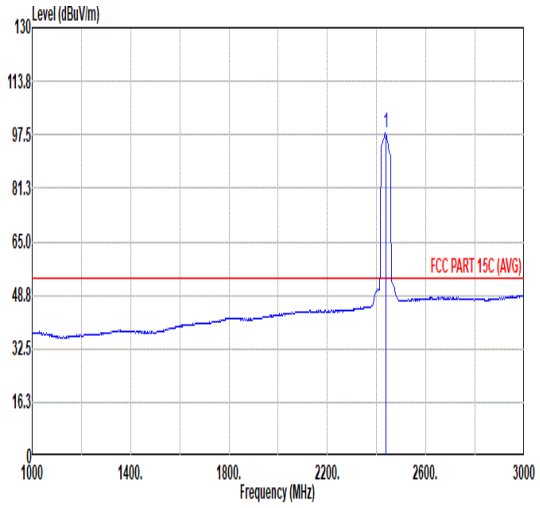 Freq Level Limit Line Margin Read Level Ant Factor Cable Loss Preamp Factor Aux Factor APos TPos Remark MHz dBuV/m dBuV/m dB dBuV dB/m dB dB dB cm deg 1 2437.00 98.07 ------ ------ 89.20 32.65 7.18 36.96 6.00 101 136 AVERAGE

Mode	17	
	Band Edge - R	
	2400-2483.5_802.11ax HE40_CH06_2437MHz	
ANT	Ant 1	
Pol.	Horizontal	Fundamental
Peak	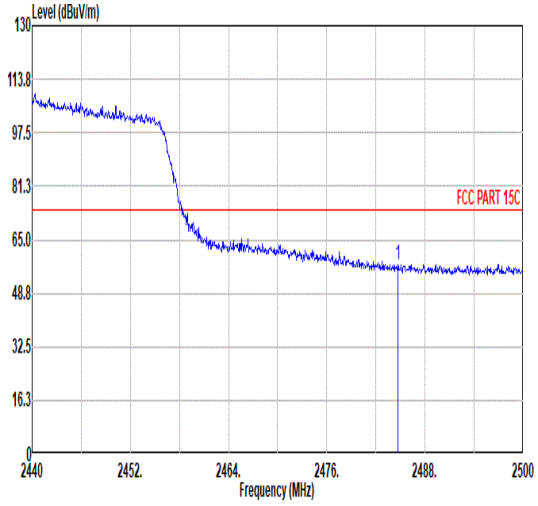 Freq Level Limit Line Margin Read Level Ant Factor Cable Loss Preamp Factor Aux Factor APos TPos Remark MHz dBuV/m dBuV/m dB dBuV dB/m dB dB dB cm deg 1 2484.70 57.45 74.00 -16.55 48.05 32.99 7.26 36.85 6.00 101 136 PEAK	Blank
Avg	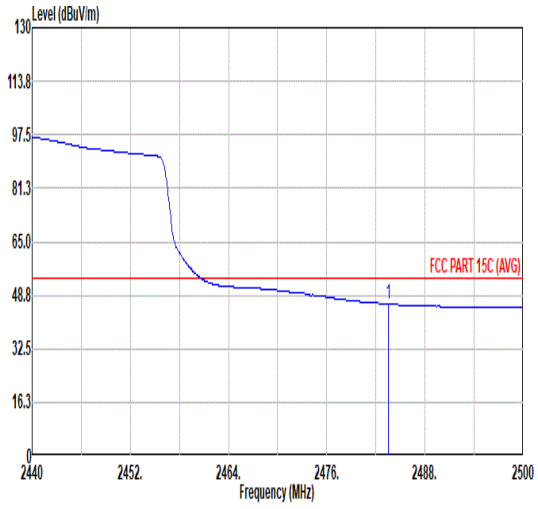 Freq Level Limit Line Margin Read Level Ant Factor Cable Loss Preamp Factor Aux Factor APos TPos Remark MHz dBuV/m dBuV/m dB dBuV dB/m dB dB dB cm deg 1 2483.50 46.10 54.00 -7.90 36.71 32.98 7.26 36.85 6.00 101 136 AVERAGE	Blank

Mode	17	
	Band Edge - L	
	2400-2483.5_802.11ax HE40_CH06_2437MHz	
ANT	Ant 1	
Pol.	Vertical	Fundamental
Peak	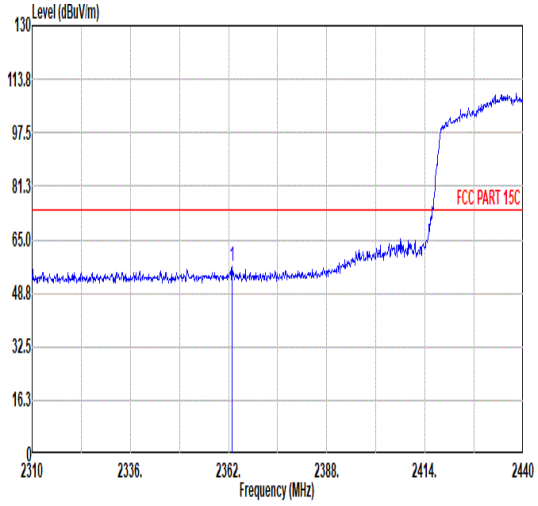 Freq Level Limit Line Margin Read Level Ant Factor Cable Loss Preamp Factor Aux Factor APos TPos Remark MHz dBuV/m dBuV/m dB dBuV dB/m dB dB dB cm deg 1 2362.91 56.91 74.00 -17.09 48.77 32.14 7.06 37.06 6.00 296 330 PEAK	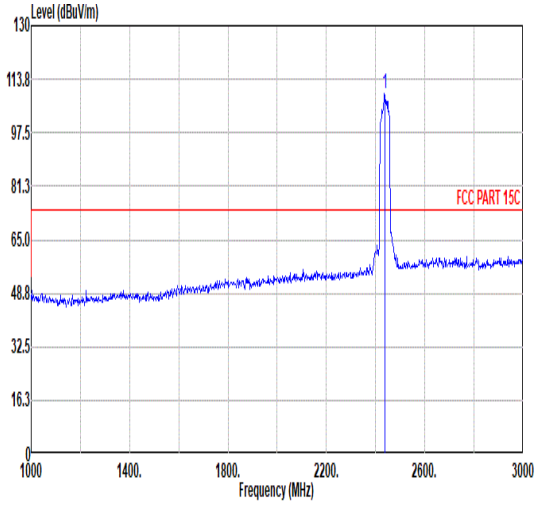 Freq Level Limit Line Margin Read Level Ant Factor Cable Loss Preamp Factor Aux Factor APos TPos Remark MHz dBuV/m dBuV/m dB dBuV dB/m dB dB dB cm deg 1 2437.00 109.20 ------ ------ 100.33 32.65 7.18 36.96 6.00 296 330 PEAK
Avg	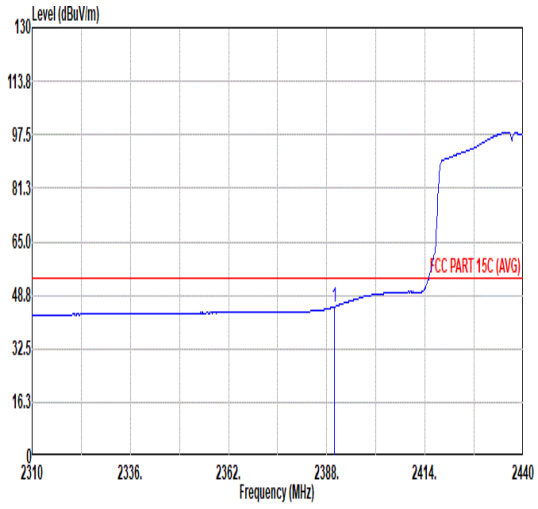 Freq Level Limit Line Margin Read Level Ant Factor Cable Loss Preamp Factor Aux Factor APos TPos Remark MHz dBuV/m dBuV/m dB dBuV dB/m dB dB dB cm deg 1 2389.95 45.26 54.00 -8.74 36.87 32.33 7.11 37.05 6.00 296 330 AVERAGE	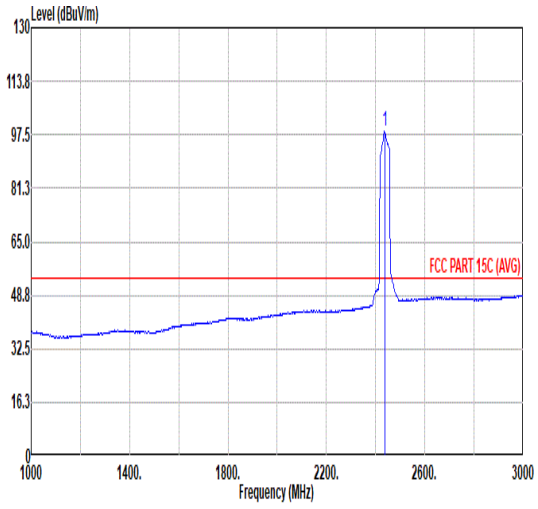 Freq Level Limit Line Margin Read Level Ant Factor Cable Loss Preamp Factor Aux Factor APos TPos Remark MHz dBuV/m dBuV/m dB dBuV dB/m dB dB dB cm deg 1 2437.00 98.47 ------ ------ 89.60 32.65 7.18 36.96 6.00 296 330 AVERAGE

Mode	17	
	Band Edge - R	
	2400-2483.5_802.11ax HE40_CH06_2437MHz	
ANT	Ant 1	
Pol.	Vertical	Fundamental
Peak	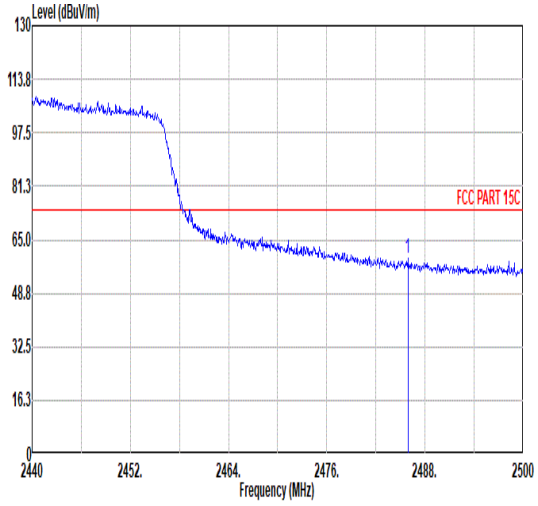 Limit Read Ant Cable Preamp Aux APos TPos Freq Level Line Margin Level Factor Loss Factor Factor Remark MHz dBuV/m dBuV/m dB dBuV dB/m dB dB dB cm deg 1 2485.90 59.29 74.00 -14.71 49.87 33.00 7.26 36.84 6.00 296 330 PEAK	Blank
Avg	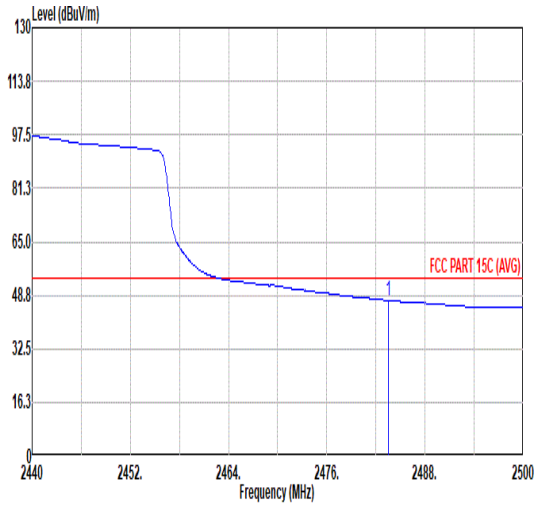 Limit Read Ant Cable Preamp Aux APos TPos Freq Level Line Margin Level Factor Loss Factor Factor Remark MHz dBuV/m dBuV/m dB dBuV dB/m dB dB dB cm deg 1 2483.56 47.24 54.00 -6.76 37.85 32.98 7.26 36.85 6.00 296 330 AVERAGE	Blank

Mode	17	
	Harmonic	
	2400-2483.5_802.11ax HE40_CH06_2437MHz	
ANT	Ant 1	
Pol.	Horizontal	Vertical
Peak Avg	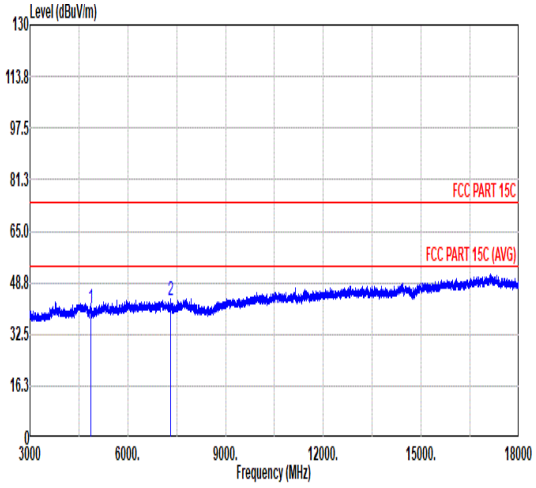 Freq Level Limit Line Margin Read Level Ant Factor Cable Loss Preamp Factor Aux Factor APos TPos Remark MHz dBuV/m dBuV/m dB dBuV dB/m dB dB dB cm deg 1 4874.00 40.67 74.00 -33.33 61.58 34.33 10.29 65.53 0.00 -- -- PEAK 2 7311.00 43.31 74.00 -30.69 60.89 35.99 12.72 66.29 0.00 -- -- PEAK	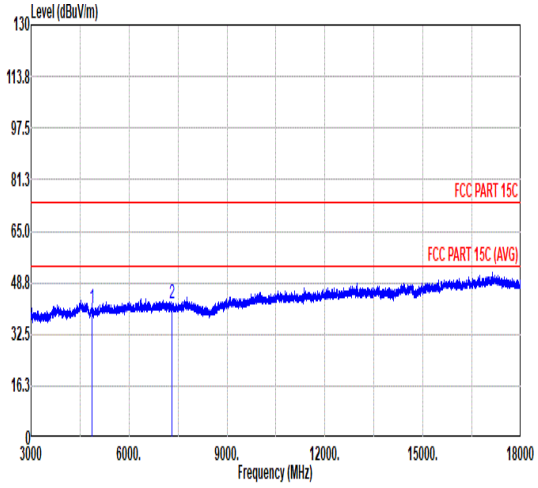 Freq Level Limit Line Margin Read Level Ant Factor Cable Loss Preamp Factor Aux Factor APos TPos Remark MHz dBuV/m dBuV/m dB dBuV dB/m dB dB dB cm deg 1 4874.00 40.95 74.00 -33.05 61.86 34.33 10.29 65.53 0.00 -- -- PEAK 2 7311.00 42.01 74.00 -31.99 59.59 35.99 12.72 66.29 0.00 -- -- PEAK

Mode	18	
	Band Edge - L	
	2400-2483.5_802.11ax HE40_CH09_2452MHz	
ANT	Ant 1	
Pol.	Horizontal	Fundamental
Peak	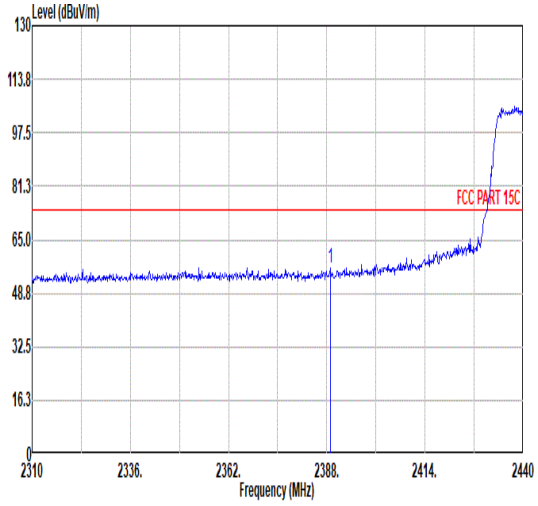 Freq Level Limit Line Margin Read Level Ant Factor Cable Loss Preamp Factor Aux Factor APos TPos Remark MHz dBuV/m dBuV/m dB dBuV dB/m dB dB dB cm deg 1 2388.91 56.60 74.00 -17.40 48.23 32.32 7.10 37.05 6.00 121 5 PEAK	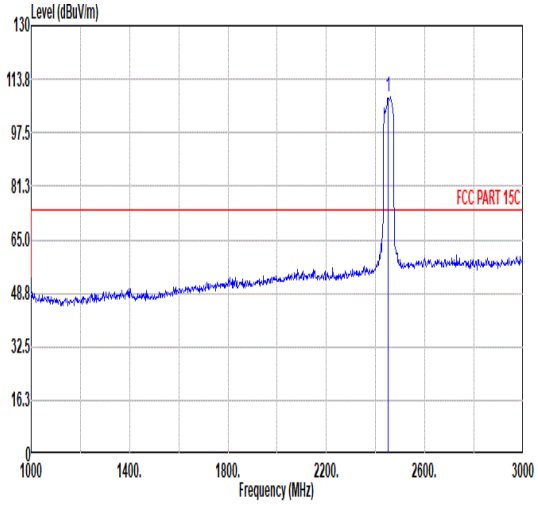 Freq Level Limit Line Margin Read Level Ant Factor Cable Loss Preamp Factor Aux Factor APos TPos Remark MHz dBuV/m dBuV/m dB dBuV dB/m dB dB dB cm deg 1 2452.00 108.19 ------ ------ 99.04 32.83 7.22 36.90 6.00 121 5 PEAK
Avg	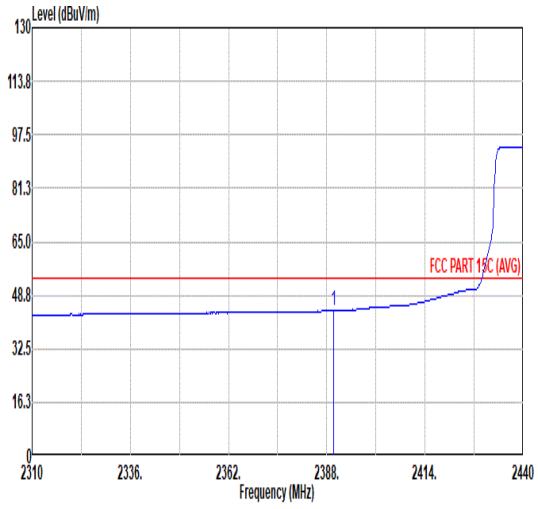 Freq Level Limit Line Margin Read Level Ant Factor Cable Loss Preamp Factor Aux Factor APos TPos Remark MHz dBuV/m dBuV/m dB dBuV dB/m dB dB dB cm deg 1 2389.82 44.07 54.00 -9.93 35.68 32.33 7.11 37.05 6.00 121 5 AVERAGE	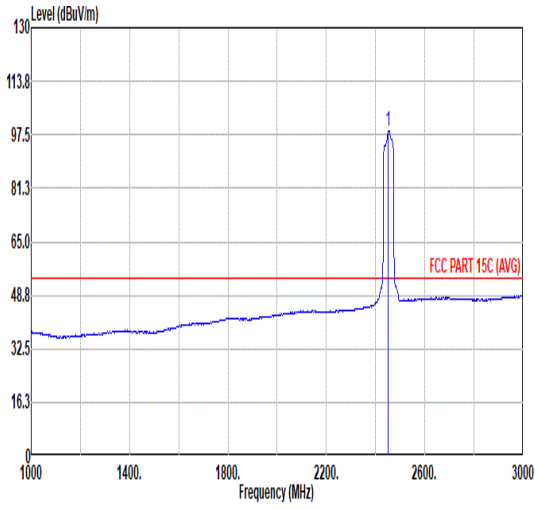 Freq Level Limit Line Margin Read Level Ant Factor Cable Loss Preamp Factor Aux Factor APos TPos Remark MHz dBuV/m dBuV/m dB dBuV dB/m dB dB dB cm deg 1 2452.00 98.73 ------ ------ 89.66 32.78 7.21 36.92 6.00 121 5 AVERAGE

Mode	18	
	Band Edge - R	
	2400-2483.5_802.11ax HE40_CH09_2452MHz	
ANT	Ant 1	
Pol.	Horizontal	Fundamental
Peak	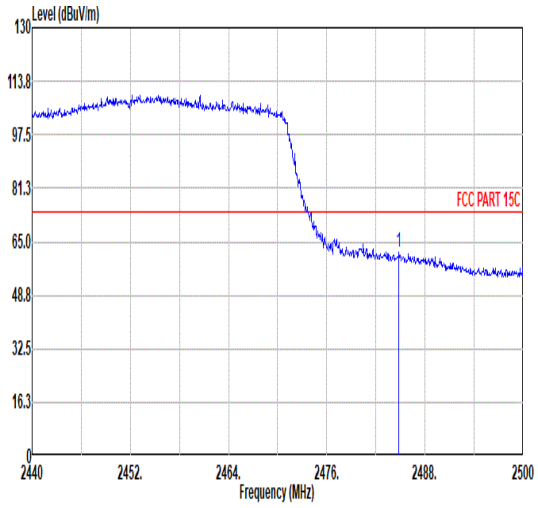 Freq Level Limit Line Margin Read Level Ant Factor Cable Loss Preamp Factor Aux Factor APos TPos Remark MHz dBuV/m dBuV/m dB dBuV dB/m dB dB dB cm deg 1 2484.82 61.98 74.00 -12.02 52.58 32.99 7.26 36.85 6.00 121 5 PEAK	Blank
Avg	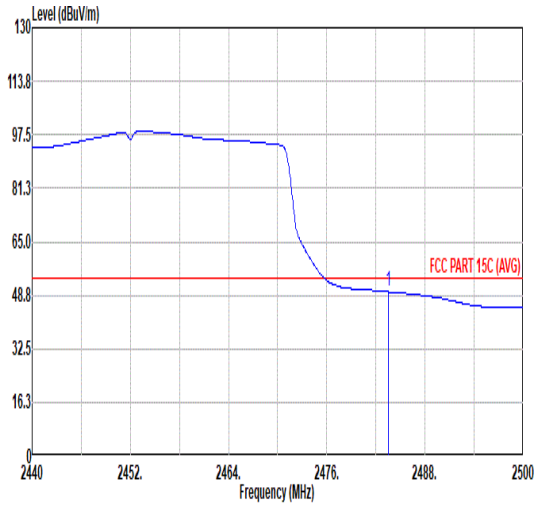 Freq Level Limit Line Margin Read Level Ant Factor Cable Loss Preamp Factor Aux Factor APos TPos Remark MHz dBuV/m dBuV/m dB dBuV dB/m dB dB dB cm deg 1 2483.50 49.83 54.00 -4.17 40.44 32.98 7.26 36.85 6.00 121 5 AVERAGE	Blank

Mode	18	
	Band Edge - L	
	2400-2483.5_802.11ax HE40_CH09_2452MHz	
ANT	Ant 1	
Pol.	Vertical	Fundamental
Peak	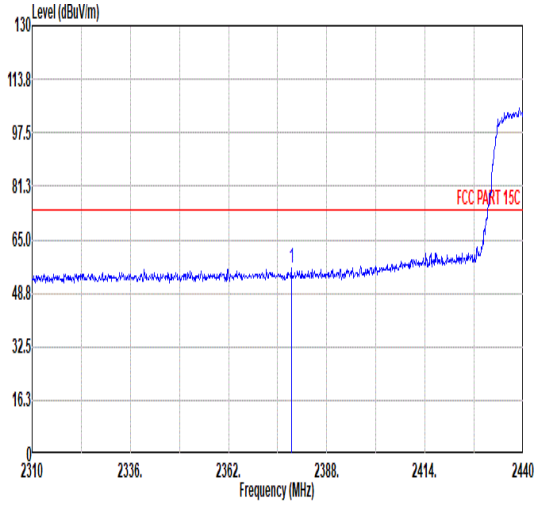 Freq Level Limit Line Margin Read Level Ant Factor Cable Loss Preamp Factor Aux Factor APos TPos Remark MHz dBuV/m dBuV/m dB dBuV dB/m dB dB dB cm deg 1 2378.64 56.38 74.00 -17.62 48.09 32.25 7.09 37.05 6.00 300 90 PEAK	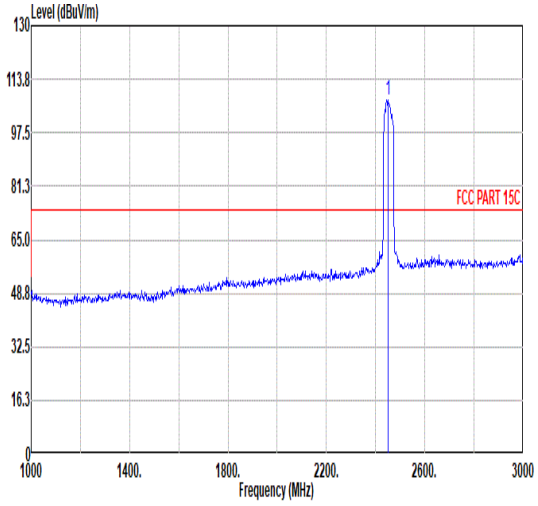 Freq Level Limit Line Margin Read Level Ant Factor Cable Loss Preamp Factor Aux Factor APos TPos Remark MHz dBuV/m dBuV/m dB dBuV dB/m dB dB dB cm deg 1 2452.00 107.66 ------ ------ 98.61 32.76 7.21 36.92 6.00 300 90 PEAK
Avg	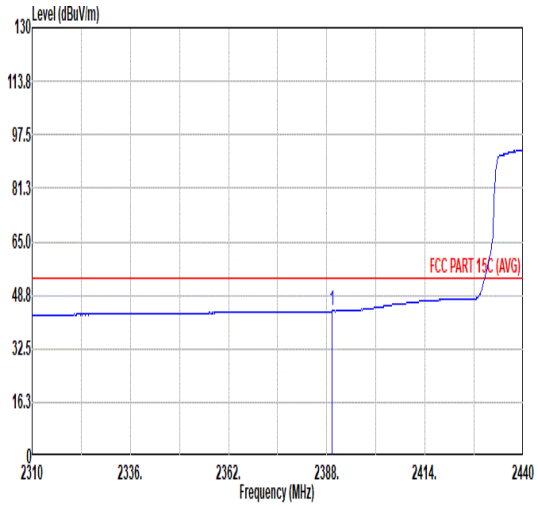 Freq Level Limit Line Margin Read Level Ant Factor Cable Loss Preamp Factor Aux Factor APos TPos Remark MHz dBuV/m dBuV/m dB dBuV dB/m dB dB dB cm deg 1 2389.43 43.94 54.00 -10.06 35.56 32.33 7.10 37.05 6.00 300 90 AVERAGE	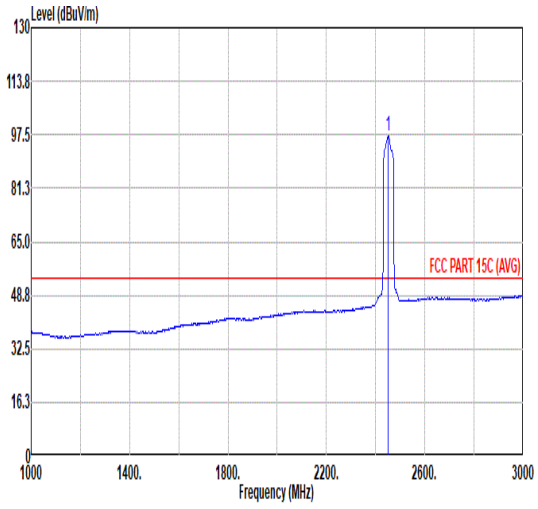 Freq Level Limit Line Margin Read Level Ant Factor Cable Loss Preamp Factor Aux Factor APos TPos Remark MHz dBuV/m dBuV/m dB dBuV dB/m dB dB dB cm deg 1 2452.00 97.20 ------ ------ 88.15 32.76 7.21 36.92 6.00 300 90 AVERAGE

Mode	18	
	Band Edge - R	
	2400-2483.5_802.11ax HE40_CH09_2452MHz	
ANT	Ant 1	
Pol.	Vertical	Fundamental
Peak	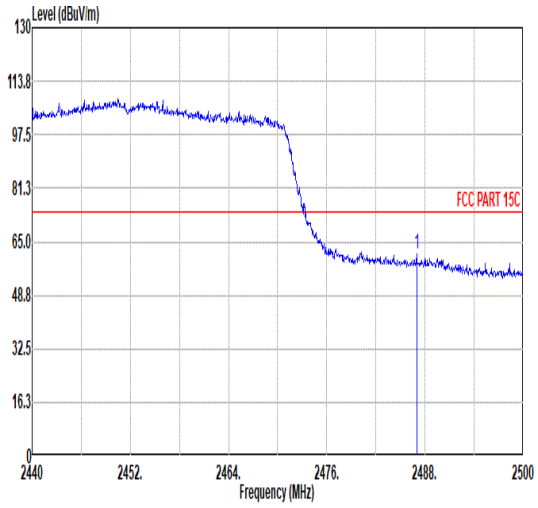 Freq Level Limit Line Margin Read Level Ant Factor Cable Loss Preamp Factor Aux Factor APos TPos Remark MHz dBuV/m dBuV/m dB dBuV dB/m dB dB dB cm deg 1 2486.98 61.10 74.00 -12.90 51.67 33.01 7.26 36.84 6.00 300 90 PEAK	Blank
Avg	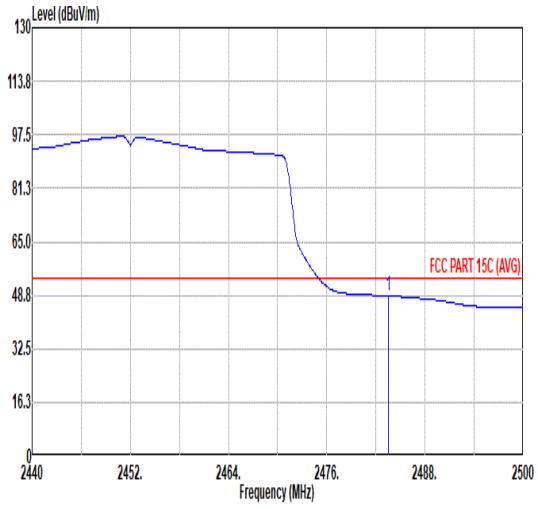 Freq Level Limit Line Margin Read Level Ant Factor Cable Loss Preamp Factor Aux Factor APos TPos Remark MHz dBuV/m dBuV/m dB dBuV dB/m dB dB dB cm deg 1 2483.50 48.65 54.00 -5.35 39.26 32.98 7.26 36.85 6.00 300 90 AVERAGE	Blank

Mode	18	
	Harmonic	
	2400-2483.5_802.11ax HE40_CH09_2452MHz	
ANT	Ant 1	
Pol.	Horizontal	Vertical
Peak Avg	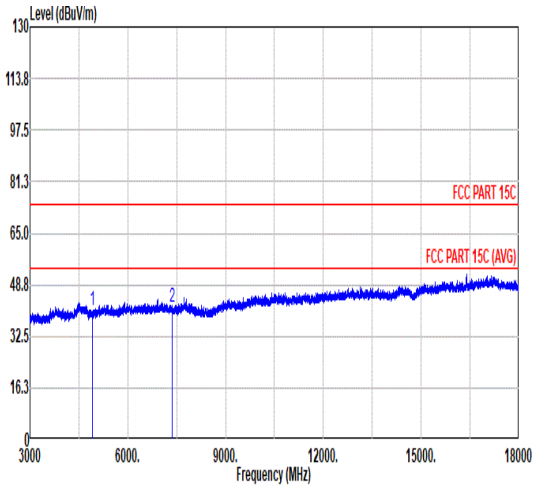 Freq Level Limit Line Margin Read Level Ant Factor Cable Loss Preamp Factor Aux Factor APos TPos Remark MHz dBuV/m dBuV/m dB dBuV dB/m dB dB dB cm deg 1 4904.00 40.75 74.00 -33.25 61.67 34.30 10.33 65.55 0.00 -- -- PEAK 2 7356.00 41.73 74.00 -32.27 59.47 35.94 12.73 66.41 0.00 -- -- PEAK	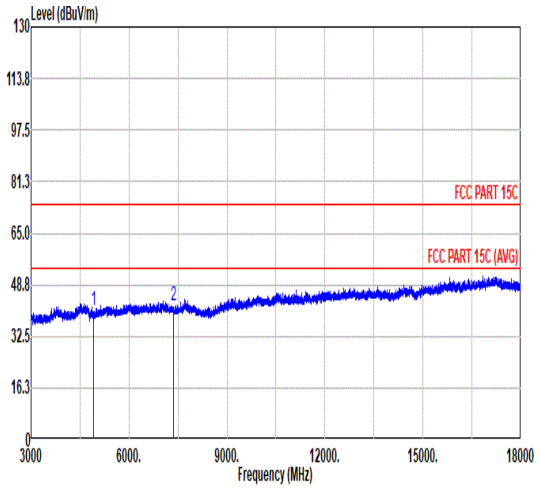 Freq Level Limit Line Margin Read Level Ant Factor Cable Loss Preamp Factor Aux Factor APos TPos Remark MHz dBuV/m dBuV/m dB dBuV dB/m dB dB dB cm deg 1 4904.00 40.72 74.00 -33.28 61.64 34.30 10.33 65.55 0.00 -- -- PEAK 2 7356.00 42.42 74.00 -31.58 60.16 35.94 12.73 66.41 0.00 -- -- PEAK

Mode	16	
	30-1G	
	2400-2483.5_802.11ax HE40_CH03_2422MHz	
Pol.	Horizontal	Vertical
QP	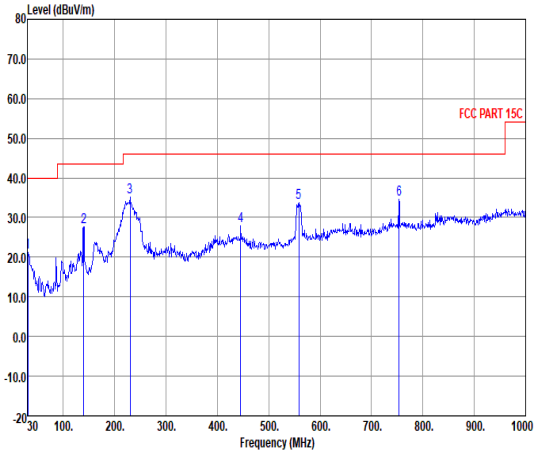	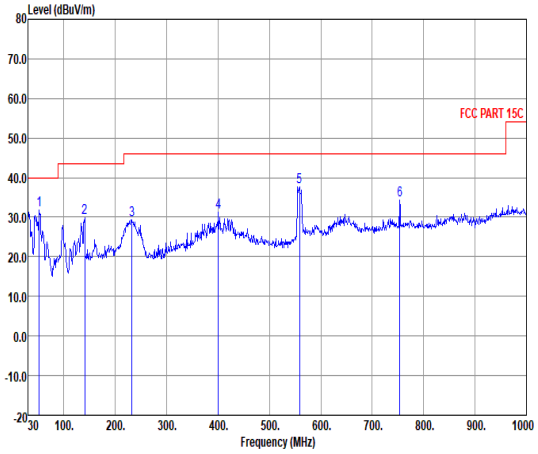

Horizontal:

	Freq	Level	Over Limit	Limit Line	Read Level	Cable Loss	Antenna Factor	Preamp Factor	A/Pos	T/Pos	Remark
	MHz	dBuV/m	dB	dBuV/m	dBuV	dB	dB/m	dB	cm	deg	
1	30.97	21.33	-18.67	40.00	29.52	0.73	24.07	32.99	---	---	Peak
2	139.61	27.76	-15.74	43.50	42.25	1.78	16.56	32.83	---	---	Peak
3	229.82	35.06	-10.94	46.00	48.35	2.31	17.20	32.80	---	---	Peak
4	445.16	27.93	-18.07	46.00	35.30	3.22	22.45	33.04	---	---	Peak
5	558.65	33.79	-12.21	46.00	38.20	3.61	25.08	33.10	---	---	Peak
6	753.62	34.50	-11.50	46.00	37.23	4.20	25.86	32.79	---	---	Peak

Vertical:

	Freq	Level	Over Limit	Limit Line	Read Level	Cable Loss	Antenna Factor	Preamp Factor	A/Pos	T/Pos	Remark
	MHz	dBuV/m	dB	dBuV/m	dBuV	dB	dB/m	dB	cm	deg	
1	52.31	31.72	-8.28	40.00	49.57	1.08	13.98	32.91	---	---	Peak
2	140.58	29.80	-13.70	43.50	44.31	1.78	16.54	32.83	---	---	Peak
3	232.73	29.43	-16.57	46.00	42.51	2.33	17.38	32.79	---	---	Peak
4	400.54	31.37	-14.63	46.00	39.46	3.05	21.69	32.83	---	---	Peak
5	558.65	37.61	-8.39	46.00	42.02	3.61	25.08	33.10	---	---	Peak
6	753.62	34.28	-11.72	46.00	37.01	4.20	25.86	32.79	---	---	Peak

<Co-location>

Mode	19	
	Band Edge - L	
	2400-2483.5_802.11ax HE40_CH03_2422MHz	
Pol.	Horizontal	Fundamental
Peak	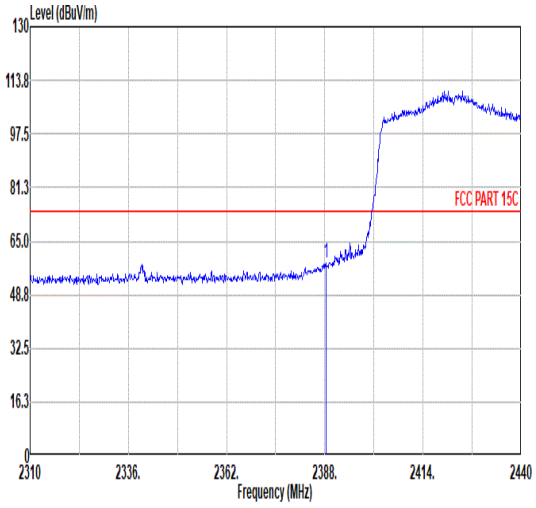 Freq Level Limit Line Margin Read Level Ant Factor Cable Loss Preamp Factor Aux Factor APos TPos Remark MHz dBuV/m dBuV/m dB dBuV dB/m dB dB dB cm deg 1 2388.39 58.61 74.00 -15.39 50.24 32.32 7.10 37.05 6.00 119 228 PEAK	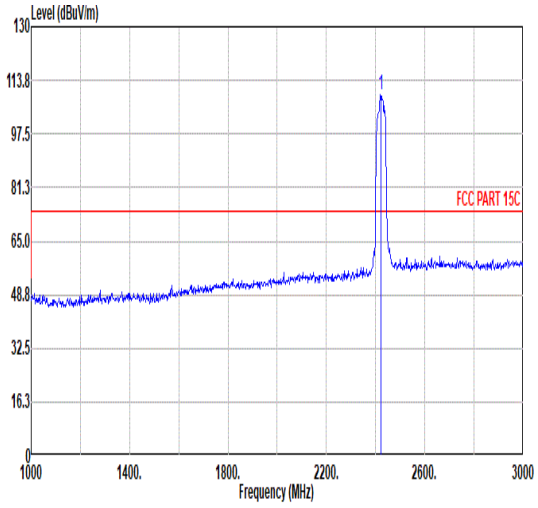 Freq Level Limit Line Margin Read Level Ant Factor Cable Loss Preamp Factor Aux Factor APos TPos Remark MHz dBuV/m dBuV/m dB dBuV dB/m dB dB dB cm deg 1 2422.00 109.46 ------ ------ 100.76 32.54 7.15 36.99 6.00 119 228 PEAK
Avg	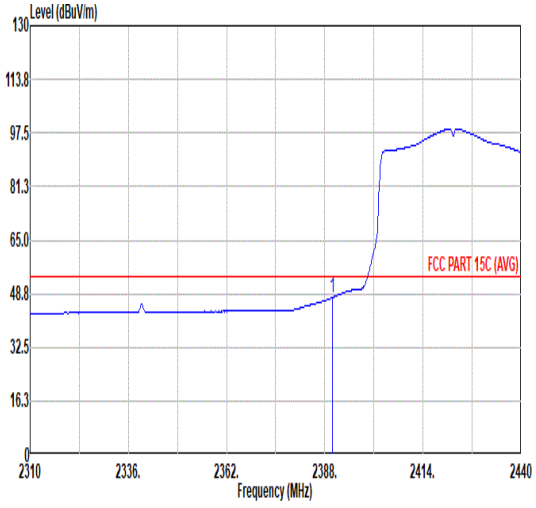 Freq Level Limit Line Margin Read Level Ant Factor Cable Loss Preamp Factor Aux Factor APos TPos Remark MHz dBuV/m dBuV/m dB dBuV dB/m dB dB dB cm deg 1 2389.95 47.60 54.00 -6.40 39.21 32.33 7.11 37.05 6.00 119 228 AVERAGE	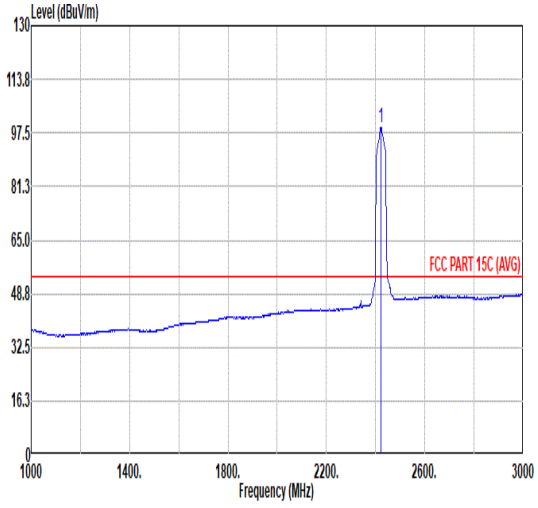 Freq Level Limit Line Margin Read Level Ant Factor Cable Loss Preamp Factor Aux Factor APos TPos Remark MHz dBuV/m dBuV/m dB dBuV dB/m dB dB dB cm deg 1 2422.00 99.02 ------ ------ 90.28 32.57 7.16 36.99 6.00 119 228 AVERAGE

Mode	19	
	Band Edge - R	
	2400-2483.5_802.11ax HE40_CH03_2422MHz	
Pol.	Horizontal	Fundamental
Peak	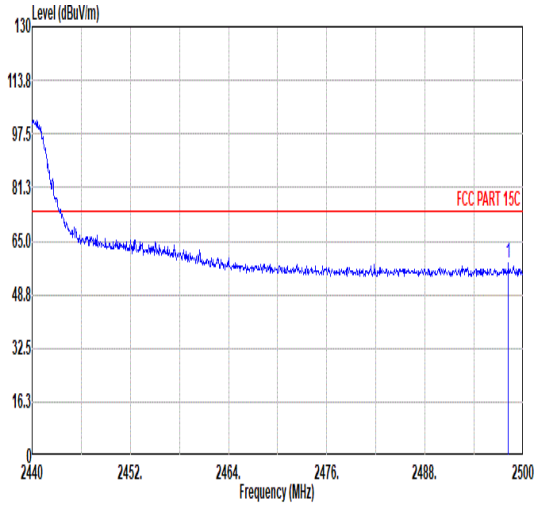 Freq Level Limit Line Margin Read Level Ant Factor Cable Loss Preamp Factor Aux Factor APos TPos Remark MHz dBuV/m dBuV/m dB dBuV dB/m dB dB dB cm deg 1 2498.20 58.20 74.00 -15.80 48.65 33.09 7.28 36.82 6.00 119 228 PEAK	Blank
Avg	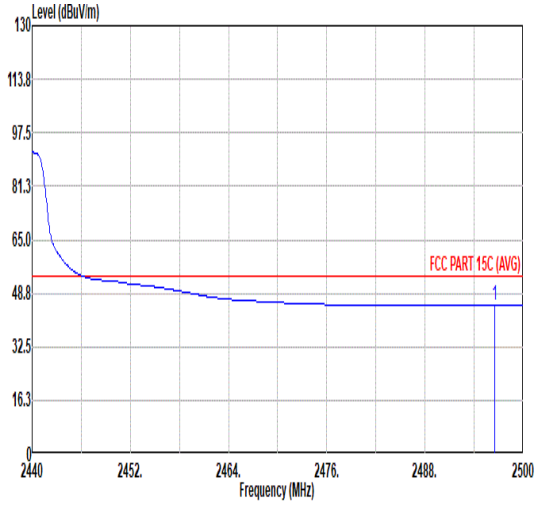 Freq Level Limit Line Margin Read Level Ant Factor Cable Loss Preamp Factor Aux Factor APos TPos Remark MHz dBuV/m dBuV/m dB dBuV dB/m dB dB dB cm deg 1 2496.52 45.21 54.00 -8.79 35.67 33.08 7.28 36.82 6.00 119 228 AVERAGE	Blank

Mode	19	
	Band Edge - L	
	2400-2483.5_802.11ax HE40_CH03_2422MHz	
Pol.	Vertical	Fundamental
Peak	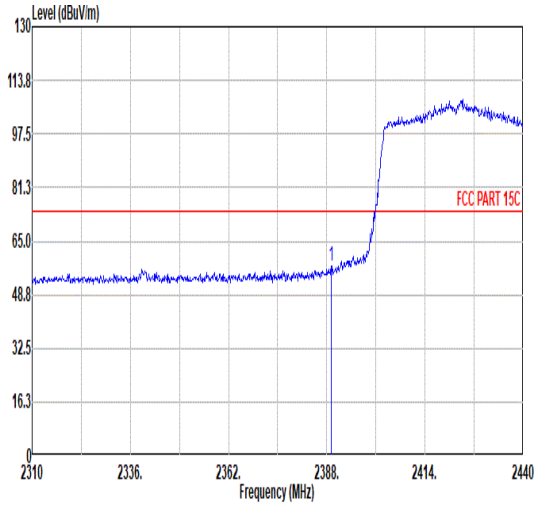 Freq Level Limit Line Margin Read Level Ant Factor Cable Loss Preamp Factor Aux Factor APos TPos Remark MHz dBuV/m dBuV/m dB dBuV dB/m dB dB dB cm deg 1 2389.17 57.39 74.00 -16.61 49.02 32.32 7.10 37.05 6.00 137 0 PEAK	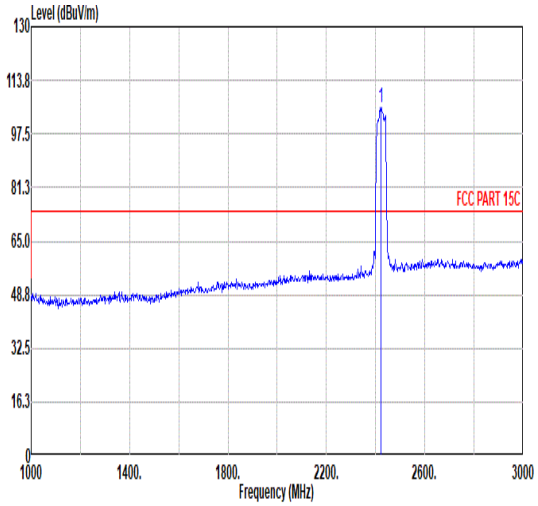 Freq Level Limit Line Margin Read Level Ant Factor Cable Loss Preamp Factor Aux Factor APos TPos Remark MHz dBuV/m dBuV/m dB dBuV dB/m dB dB dB cm deg 1 2422.00 105.41 ------ ------ 96.71 32.54 7.15 36.99 6.00 137 0 PEAK
Avg	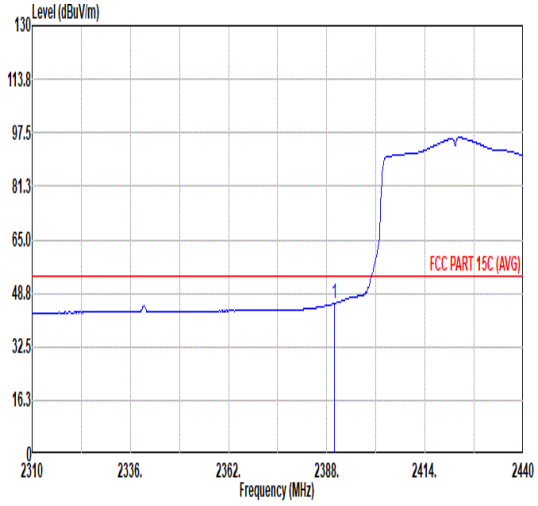 Freq Level Limit Line Margin Read Level Ant Factor Cable Loss Preamp Factor Aux Factor APos TPos Remark MHz dBuV/m dBuV/m dB dBuV dB/m dB dB dB cm deg 1 2389.95 45.61 54.00 -8.39 37.22 32.33 7.11 37.05 6.00 137 0 AVERAGE	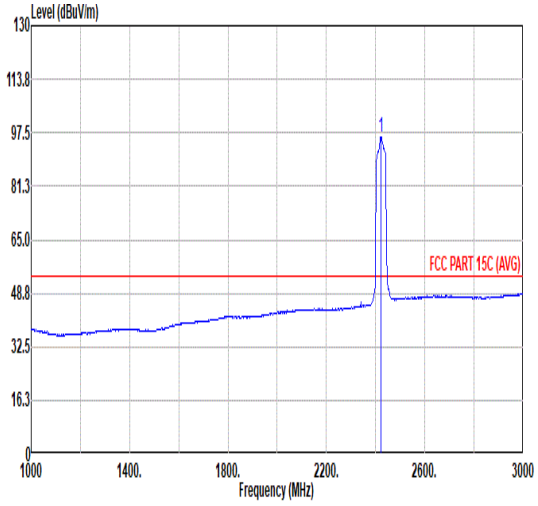 Freq Level Limit Line Margin Read Level Ant Factor Cable Loss Preamp Factor Aux Factor APos TPos Remark MHz dBuV/m dBuV/m dB dBuV dB/m dB dB dB cm deg 1 2422.00 96.24 ------ ------ 87.50 32.57 7.16 36.99 6.00 137 0 AVERAGE

Mode	19	
	Band Edge - R	
	2400-2483.5_802.11ax HE40_CH03_2422MHz	
Pol.	Vertical	Fundamental
Peak	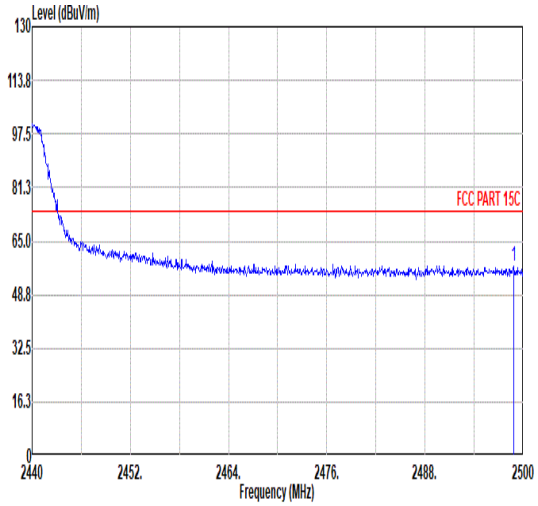 Freq Level Limit Line Margin Read Level Ant Factor Cable Loss Preamp Factor Aux Factor APos TPos Remark MHz dBuV/m dBuV/m dB dBuV dB/m dB dB dB cm deg 1 2498.80 57.56 74.00 -16.44 48.00 33.09 7.28 36.81 6.00 137 0 PEAK	Blank
Avg	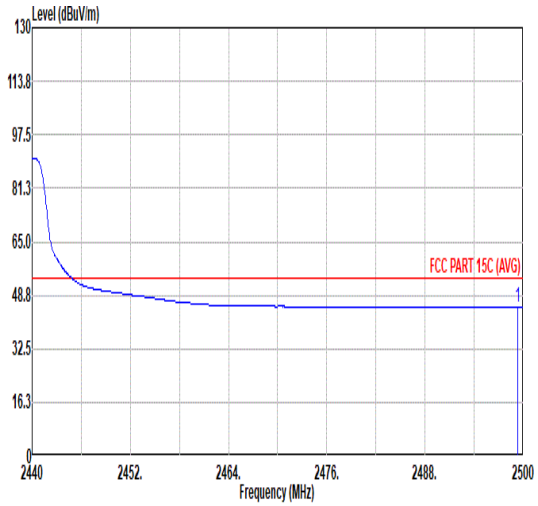 Freq Level Limit Line Margin Read Level Ant Factor Cable Loss Preamp Factor Aux Factor APos TPos Remark MHz dBuV/m dBuV/m dB dBuV dB/m dB dB dB cm deg 1 2499.28 45.20 54.00 -8.80 35.64 33.09 7.28 36.81 6.00 137 0 AVERAGE	Blank

Mode	19	
	Harmonic	
	2400-2483.5_802.11ax HE40_CH03_2422MHz	
Pol.	Horizontal	Vertical
Peak Avg	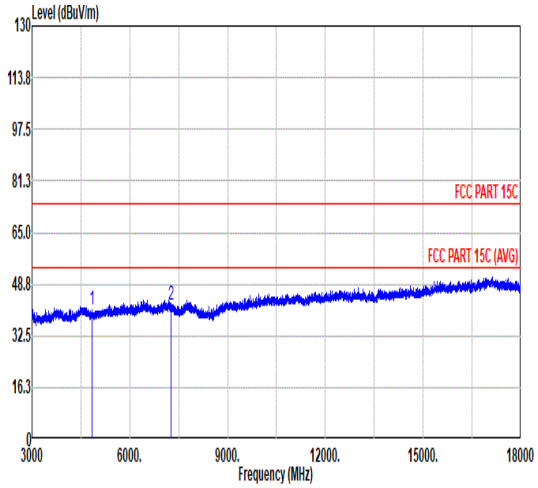 Freq Level Limit Line Margin Read Level Ant Factor Cable Loss Preamp Factor Aux Factor APos TPos Remark MHz dBuV/m dBuV/m dB dBuV dB/m dB dB dB cm deg 1 4844.00 40.70 74.00 -33.30 61.60 34.36 10.25 65.51 0.00 -- -- PEAK 2 7266.00 42.31 74.00 -31.69 59.80 35.97 12.72 66.18 0.00 -- -- PEAK	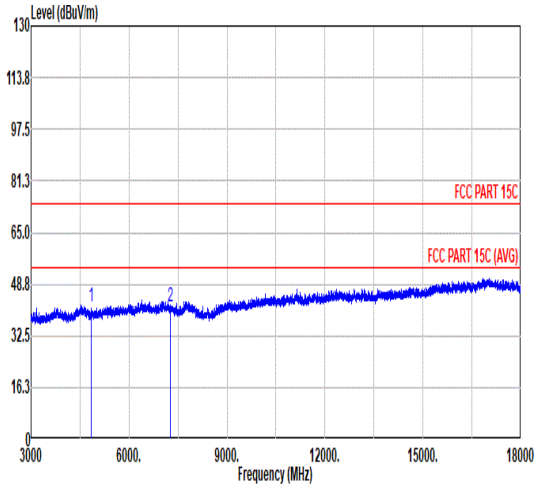 Freq Level Limit Line Margin Read Level Ant Factor Cable Loss Preamp Factor Aux Factor APos TPos Remark MHz dBuV/m dBuV/m dB dBuV dB/m dB dB dB cm deg 1 4844.00 41.67 74.00 -32.33 62.57 34.36 10.25 65.51 0.00 -- -- PEAK 2 7266.00 41.68 74.00 -32.32 59.17 35.97 12.72 66.18 0.00 -- -- PEAK

Appendix C. Duty Cycle Plots

Band	Duty Cycle(%)	T(ms)	1/T(kHz)	VBW Setting
802.11b	100	-	-	10Hz
802.11g	99.31	-	-	10Hz
802.11ax HE20	100	-	-	10Hz
802.11ax HE40	100	-	-	10Hz
802.11ax HE20 RU26	99.23	-	-	10Hz
802.11ax HE20 RU52	98.51	-	-	10Hz
802.11ax HE20 RU106	96.79	0.664	1.506	1.6KHz

802.11b

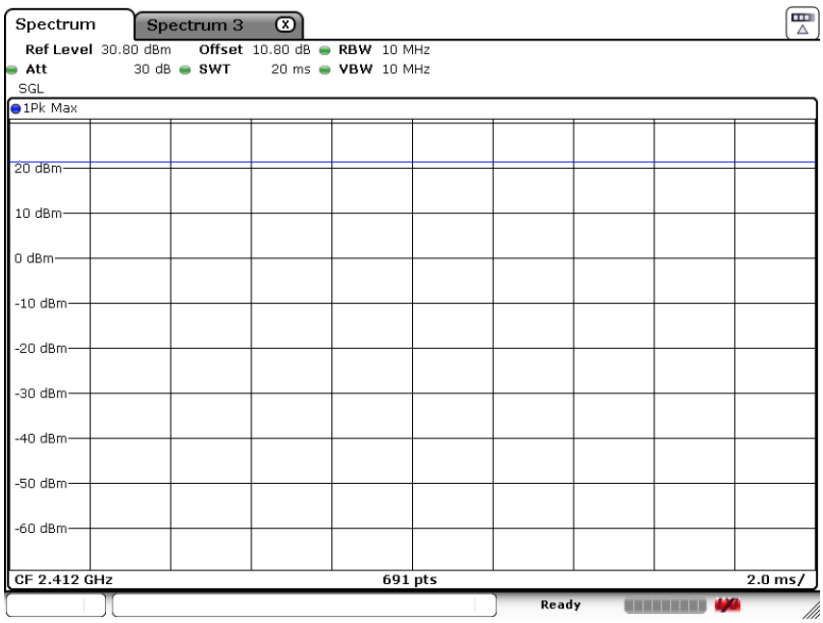

Date: 28.MAR.2024 00:52:28

802.11g

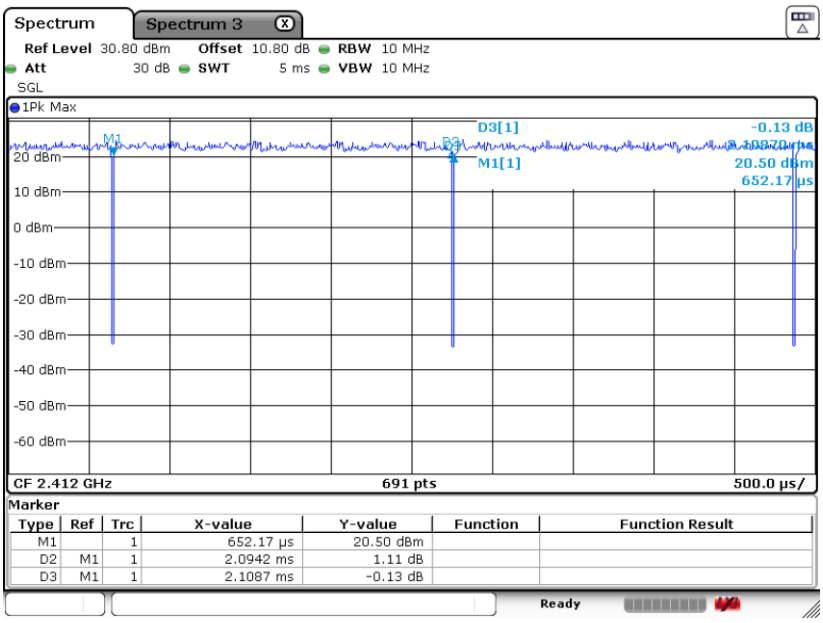

Date: 28.MAR.2024 00:53:36

802.11ax HE20

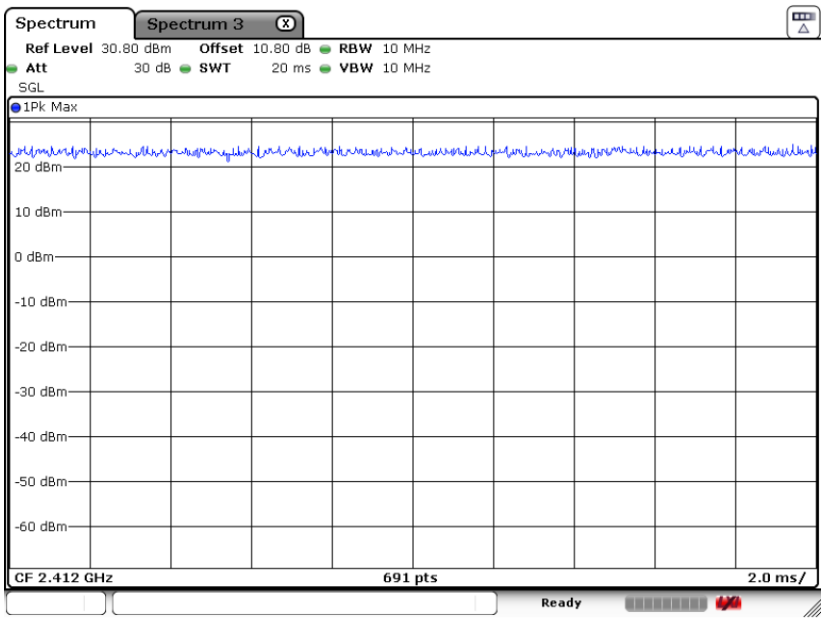

Date: 28.MAR.2024 00:54:37

802.11ax HE40

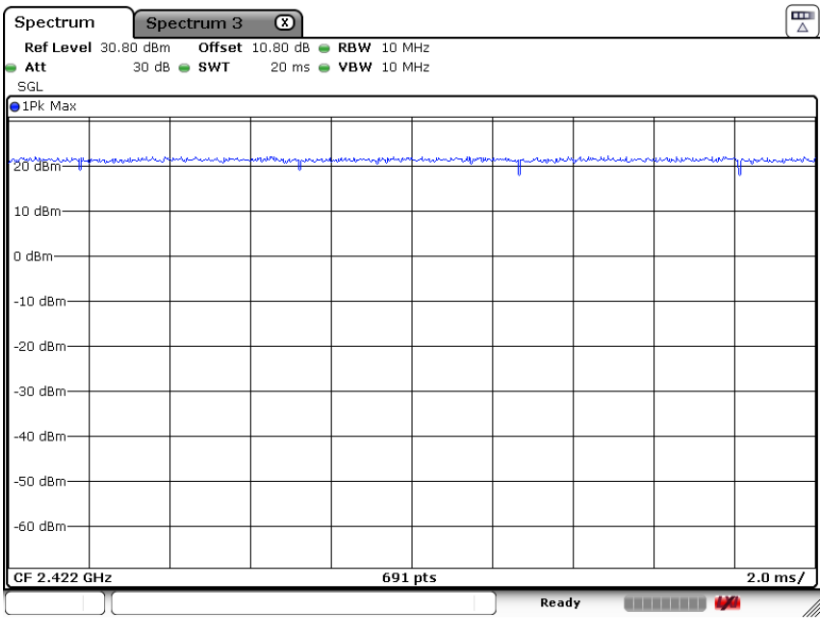

Date: 28.MAR.2024 00:55:17

802.11ax HE20 RU26

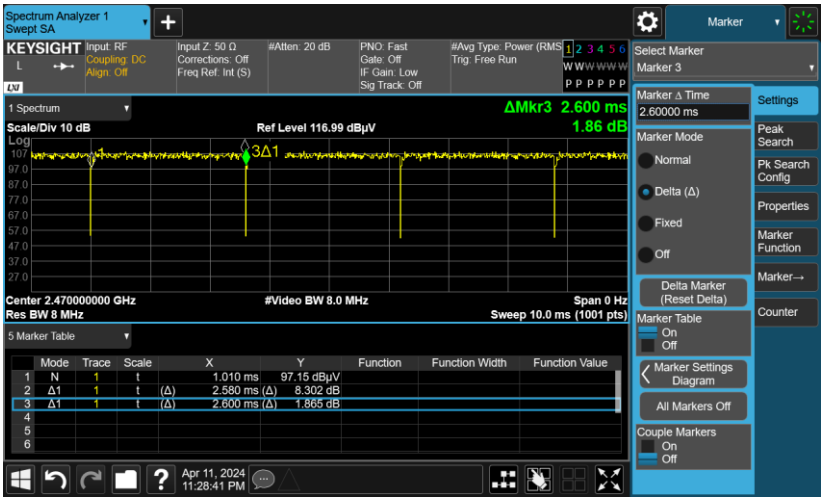

802.11ax HE20 RU52

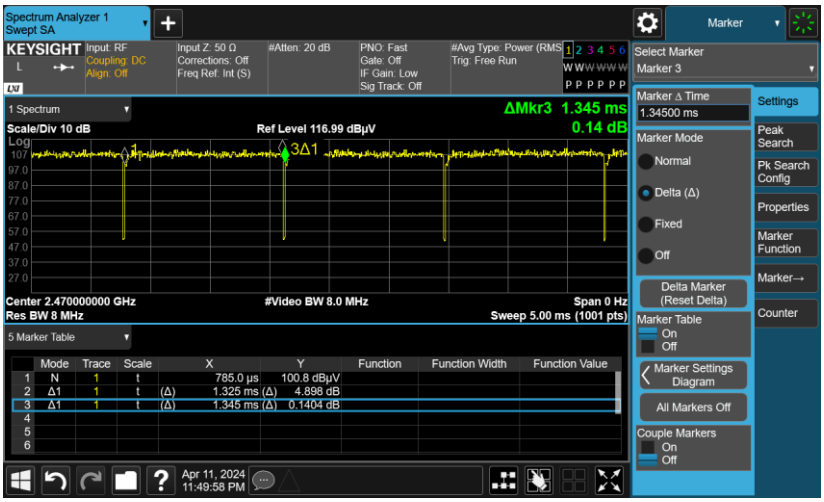
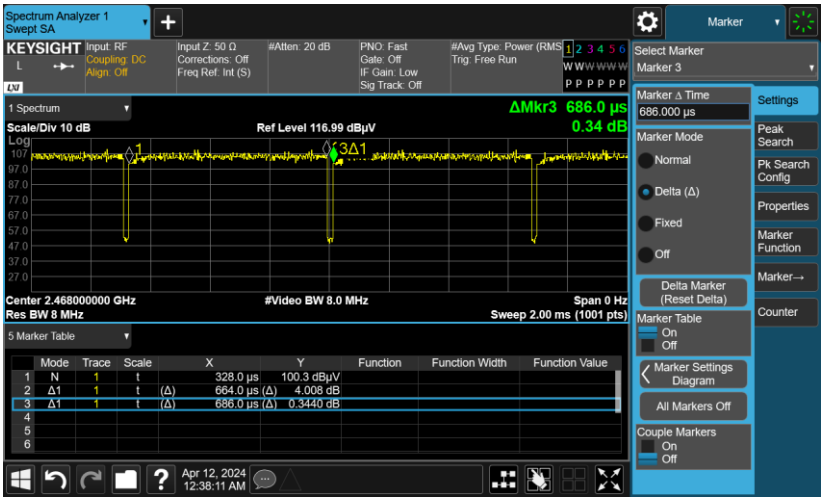
802.11ax HE20 RU106