


CU21007
Preliminary Product
Specification Rev.04

For Antenova					
Author	Signature	Date	Approved by	Signature	Date
Steve Bradburn		23-MAR-2023			

For Leica			
	Approved by	Signature	Date

TABLE OF CONTENTS

TABLE OF CONTENTS	2
1. PART NUMBER.....	3
2. GENERAL DATA	3
3. RF CHARACTERISTICS SUMMARY.....	3
4. RF PERFORMANCE.....	4
4.1 Return Loss.....	4
4.2 Antenna Efficiency	4
4.3 Radiation Pattern	5
5. ANTENNA DIMENSIONS.....	6
6. ELECTRICAL INTERFACE	7
7. HAZARDOUS MATERIAL REGULATION CONFORMANCE	7
8. STATEMENT ON INTELLECTUAL PROPERTY & DISCLAIMER	7

1. PART NUMBER

Antenova Part number
CU21007

Leica Part number
957303

2. GENERAL DATA

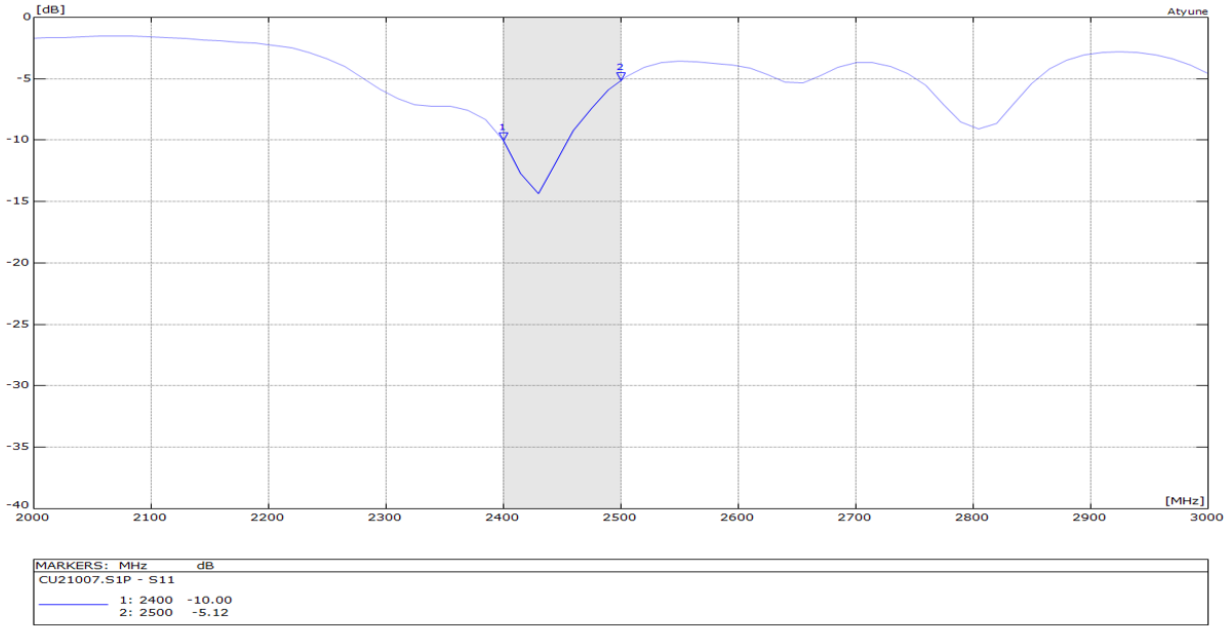
Frequency	2.4-2.5GHZ
Polarisation	Linear
Operating Temperature	-40 to +85°C
Impedance	50Ω
Weight	<2g
Antenna Type	FPC with UFL connector (I-PEX 20279-001E-03)
Antenna Dimensions	30.0x6.0x1.35 mm

3. RF CHARACTERISTICS SUMMARY

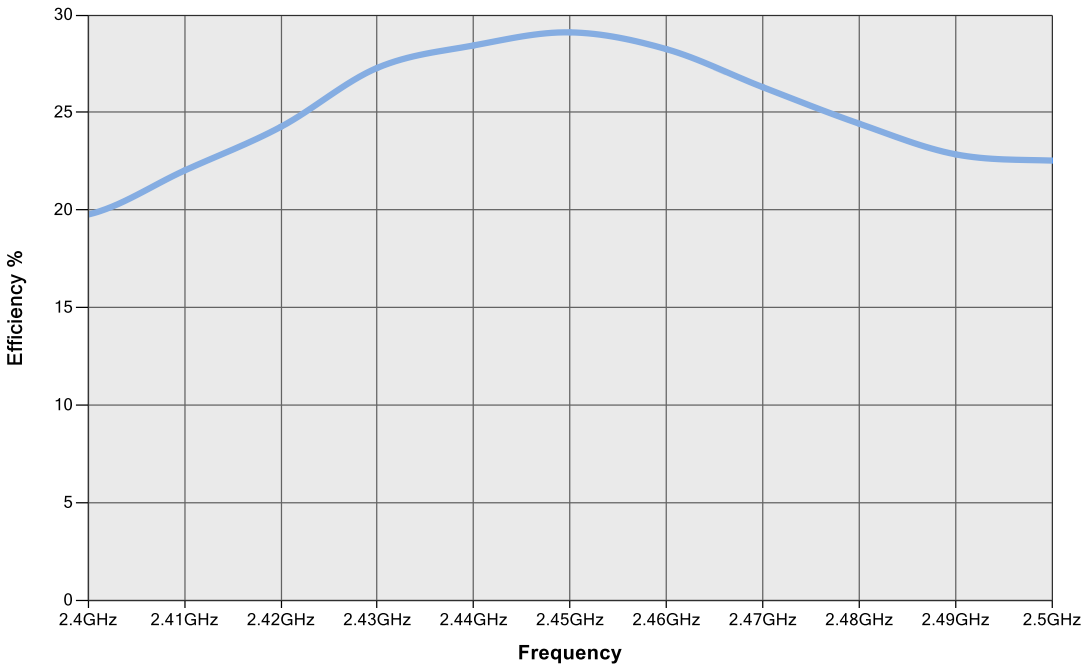
	2400-2500MHz
Return Loss	-5.1dB
Efficiency (Min)	20%
Efficiency (Avg)	25%
Gain (Peak)	2.8dBi
Gain (Avg)	-6.0dBi

4. RF PERFORMANCE

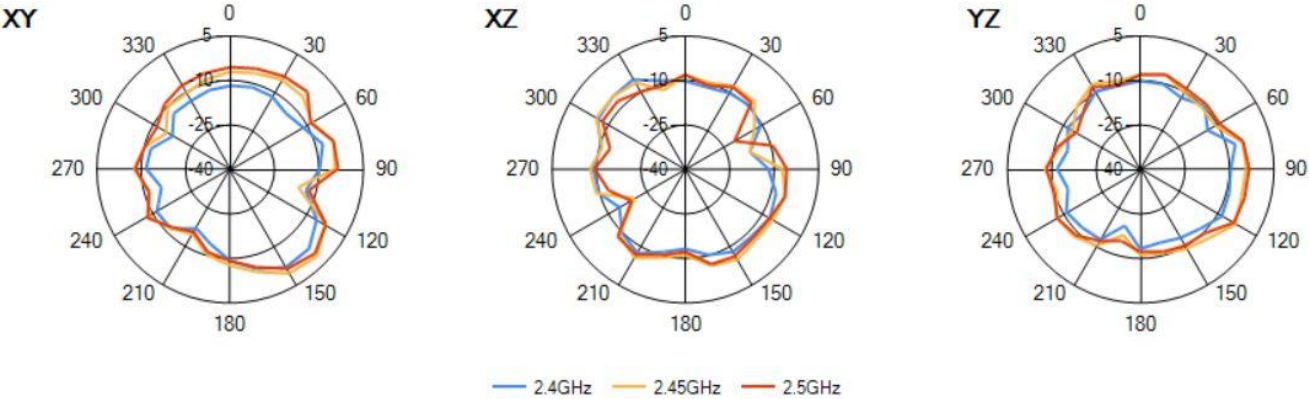
4.1 Return Loss



4.2 Antenna Efficiency



4.3 Radiation Pattern



5. ANTENNA DIMENSIONS

L	W	H
Length	Width	Height
30.0 ±0.1	6.0 ±0.1	1.35 nominal



All dimensions in mm

6. ELECTRICAL INTERFACE

The Host PCB should ensure that the transmission lines are designed to have a characteristic impedance of 50 Ω

- The length of the transmission lines should be kept to a minimum
- Any other parts of the RF system like transceivers, power amplifiers, etc., should also be designed to have an impedance of 50 Ω

Once the material for the PCB has been chosen (PCB thickness and dielectric constant), a coplanar transmission line can easily be designed using any of the commercial software packages for transmission line design. For the chosen PCB thickness, copper thickness and substrate dielectric constant, the program will calculate the appropriate transmission line width and gaps on either side of the track so the characteristic impedance of the coplanar transmission line is 50 Ω

7. HAZARDOUS MATERIAL REGULATION CONFORMANCE

Antenova's products conform to REACH and RoHS legislation worldwide. A certificate of conformance is available from Antenova's website.

8. STATEMENT ON INTELLECTUAL PROPERTY & DISCLAIMER

It is the policy of Antenova Ltd to file worldwide patents on all novel technology and exploitable ideas developed within the company. All information provided in this document is, and shall remain, the property of Antenova. Nothing herein shall be construed as granting or conferring any rights by license or otherwise in the Information except as expressly provided herein. A recipient acquires hereunder only a limited right to use the Information solely for the purpose of evaluation of the technology, subject to the terms and conditions set out in an associated Non Disclosure Agreement.

Disclaimer

Antenova accepts no responsibility for injury to the individual resulting from the use or misuse of this product.

End of Document