

## eSTREAM™ 4K 2X2 QUICK GUIDE

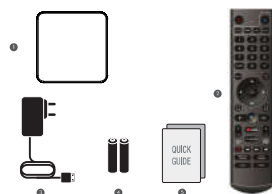
## DEVICE INFORMATION

## SETUP DIAGRAM

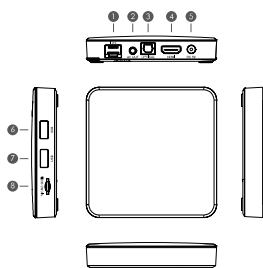
## REMOTE CONTROL

## ANDROID TV

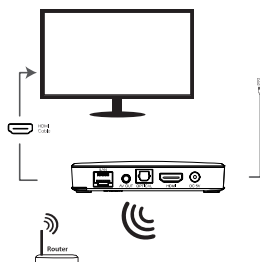
### eSTREAM4K



- OTT Device
- Remote Control
- Power Adapter
- Battery
- Quick Guide



- LAN
- AV Out
- Optical
- HDMI
- DC 5V
- USB
- USB
- Micro SD



Get the most out of your Android TV™ with Google Assistant built in. Android TV provides a smarter viewing experience. Watch blockbuster movies, stream apps, and enjoy multiplayer games. And with the Google Assistant built in, you can do more faster. Ask questions, discover the best content, control smart devices around your home—all with just your voice.

**Pairing Guide**  
Long press the Home and Back buttons at the same time, until the red light flashes quickly, then release. That means the RCU has entered the pairing mode. Wait a few seconds, without pressing any buttons, until you see the pop-up message of pairing success.

**Complete the on-screen setup**  
Follow the on-screen instructions using your remote to navigate through the setup process



ANDROID TV

SPECIFICATIONS

LEGAL NOTICES

LEGAL NOTICES

LEGAL NOTICES

The eSTREAM® 108 powered by Android TV™ brings a world of content to your biggest screen. With the Google Assistant built in, you can quickly access entertainment, get drivers, and control devices around your home. And the later blockbuster, check the score of the big game, or dim the lights. Just press the mic button on your remote to get started.



Hardware	
Chipset	Amlogic S902X
RAM	2GB
Flash	48WBC 8GB
Video	
Video Decoding	VPP H.264 up to 1080P@30FPS
	V.263 H.264 H.265 (L) up to 4K@24FPS
	VP9 H.264 up to 4K@30FPS
	H.264 AVC H.265 L up to 4K@30FPS
	H.264 AVC up to 1080P@60
	MPEG2 ASP H.264 up to 1080P@30 (BC+4HR)
	MPEG2 ASP H.264 up to 1080P@30
Video H.264 Format	AVC H.264 H.265 (L) up to 1080P@30
	MPEG2 ASP H.264 up to 1080P@30 (BC+4HR)
	MPEG2 ASP H.264 up to 1080P@30 (BC+4HR)
	MPEG2 ASP H.264 up to 1080P@30 (BC+4HR)
Video Output	HDMI 2.1 HDCP 2.2
	Audio 1.2 (Dolby)
Audio Input	Auto 1.2 (Dolby)
Video Resolution	4K 1080P 720P
Power	
DC Input Range	3V/2.0A
Power Consumption	Maximum 10 W



**WARNING**  
• Place the receiver in a well-ventilated location to prevent accumulation of flammable heat.  
• Protect the receiver from high temperatures, humidity, water and dust.  
• Do not place any objects near your unit that might damage it (e.g., liquids filled objects or candles).

**Legal Notices**  
Google, Android, Android TV, YouTube and other related marks and logos are trademarks of Google LLC.  
Manufactured under license from Dolby Laboratories.  
Dolby and the double-D symbol are trademarks of Dolby Laboratories.

HDMI is a trademark or registered trademark of HDMI Licensing LLC in the United States and other countries.

Only use the product in any manner other than personal use that complies with the MPEG2 standard for encoding video information for packaged media is especially prohibited without a license under applicable patent in the MPEG2 patent portfolio, which license is available from MPEG LA, LLC, 53725, Parkside Green Circle, Suite 400E, Greenwood Village, Colorado 80111 USA.

This product is licensed under the copyright portfolio license for the personal use of a consumer or other use in which it does not receive remuneration to (i) encode video in accordance with the copyright (i.e., video) and/or (ii) decode and/or video that was encoded by a consumer engaged in a personal activity and/or was obtained from a video provider licensed to provide such video, no license is granted or will be made for any other use. Additional information may be obtained from MPEG LA, LLC, <http://www.mpegla.com>.

**Safety Instructions**  
Before you begin: Make sure all your equipment is turned off and the Evolution eSTREAM Device is unplugged. The Evolution eSTREAM Device is not designed to support any load. To ensure proper function, make sure that the device is not in an enclosed space, and do not place anything on top of the device.

**Safety Information**

The product was designed and manufactured to meet strict safety and safety standards. There are, however, some installation and operation precautions of which you should be particularly aware. Please read these instructions before operating the equipment and save them for future reference.

- Read Instructions** — All safety and operating instructions should be read and understood before the appliance is operated.
- Handle Instructions** — The safety and operating instructions should be retained for future reference.
- Read Warnings** — All warnings on the appliance and in the operating instructions should be followed.
- Follow Instructions** — All operating and use instructions should be followed.
- Water and Moisture** — The appliance should not be used near water, for example, near a bathtub, swimming pool, kitchen sink, laundry tub, in wet basements, near a swimming pool, etc.
- As an appliance and cord combination should be moved with care.** Quick steps, excessive force, and uneven surfaces may cause the appliance and cord combination to overturn.
- Stability** — All installation must comply with recommended international global safety standards for flammability properties of their cabinet design. Do not compromise these design standards by applying excessive pull force to the front, or top, of the cabinet, which could potentially overturn the product. Also, do not endanger yourself or children, by placing electronic equipment on top of the cabinet. Such items could unexpectedly fall from the top of the unit and cause product damage and/or personal injury.
- Verification** — The appliance should be situated so that its location or position does not interfere with proper ventilation. For example, the appliance should not be situated on a bed, sofa, rug, or similar surface that may block or flow across the device.
- Heat** — The appliance should be situated away from heat sources such as radiators, heat registers, stoves, or other appliances (including griddles) that produce heat.
- Power Cord Protection** — Power supply cords should be routed so that they are not walked on or pinched by items placed upon or against them, paying particular attention to cords and plugs, convenience receptacles, and the point where they exit from the appliance.
- Object and Liquid Safety** — Never push objects of any kind into this product through cabinet slots, as they may touch dangerous voltage points or short the product through cabinet slots, as they may touch dangerous voltage points or short the product, resulting in the risk of fire or electric shock. Never spill liquid of any kind on the product.
- Damage Reporting Service** — The appliance should be serviced by qualified service personnel only.
  - A. The power supply cord or plug is damaged or frayed.
  - B. Liquid has spilled into the product.
  - C. The product has been exposed to rain or water.
  - D. The product does not operate normally when you follow the operating instructions.

(adjust only those controls that are discussed in this guide, as improper adjustment of other controls may result in damage, often requiring technical work by a qualified technician) to restore the product to normal performance.

2. The product has been dropped or the cabinet damaged.

3. The product is not in the condition described in this guide.

4. Other servicing should be referred to qualified service personnel.

5. The product is not in the condition described in this guide.

6. Other servicing should be referred to qualified service personnel.

7. The product is not in the condition described in this guide.

8. Other servicing should be referred to qualified service personnel.

9. The product is not in the condition described in this guide.

10. Other servicing should be referred to qualified service personnel.

11. The product is not in the condition described in this guide.

12. Other servicing should be referred to qualified service personnel.

13. The product is not in the condition described in this guide.

14. Other servicing should be referred to qualified service personnel.

15. The product is not in the condition described in this guide.

16. Other servicing should be referred to qualified service personnel.

17. The product is not in the condition described in this guide.

18. Other servicing should be referred to qualified service personnel.

19. The product is not in the condition described in this guide.

20. Other servicing should be referred to qualified service personnel.

21. The product is not in the condition described in this guide.

22. Other servicing should be referred to qualified service personnel.

23. The product is not in the condition described in this guide.

24. Other servicing should be referred to qualified service personnel.

25. The product is not in the condition described in this guide.

26. Other servicing should be referred to qualified service personnel.

27. The product is not in the condition described in this guide.

28. Other servicing should be referred to qualified service personnel.

29. The product is not in the condition described in this guide.

30. Other servicing should be referred to qualified service personnel.

31. The product is not in the condition described in this guide.

32. Other servicing should be referred to qualified service personnel.

33. The product is not in the condition described in this guide.

34. Other servicing should be referred to qualified service personnel.

35. The product is not in the condition described in this guide.

36. Other servicing should be referred to qualified service personnel.

37. The product is not in the condition described in this guide.

38. Other servicing should be referred to qualified service personnel.

39. The product is not in the condition described in this guide.

40. Other servicing should be referred to qualified service personnel.

41. The product is not in the condition described in this guide.

42. Other servicing should be referred to qualified service personnel.

43. The product is not in the condition described in this guide.

44. Other servicing should be referred to qualified service personnel.

45. The product is not in the condition described in this guide.

46. Other servicing should be referred to qualified service personnel.

47. The product is not in the condition described in this guide.

48. Other servicing should be referred to qualified service personnel.

49. The product is not in the condition described in this guide.

50. Other servicing should be referred to qualified service personnel.

FCC Warning:

This equipment has been tested and found to comply with the limits for a Class B digital device, pursuant

to part 15 of the FCC Rules. These limits are designed to provide reasonable protection against harmful interference in a residential installation. This equipment generates, uses and can radiate radio frequency energy and, if not installed and used in accordance with the instructions, may cause harmful interference to radio communications. However, there is no guarantee that interference will not occur in a particular installation. If this equipment does cause harmful interference to radio or television reception, which can be determined by turning the equipment off and on, the user is encouraged to try to correct the interference by one or more of the following measures:

- Reorient or relocate the receiving antenna.
- Increase the separation between the equipment and receiver.
- Connect the equipment into an outlet on a circuit different from that to which the receiver is connected.
- Consult the dealer or an experienced radio/TV technician for help.

Caution: Any changes or modifications to this device not explicitly approved by manufacturer could void your authority to operate this equipment.

This device complies with part 15 of the FCC Rules. Operation is subject to the following two conditions:

(1) This device may not cause harmful interference, and (2) this device must accept any interference

received, including interference that may cause undesired operation.

This equipment complies with FCC radiation exposure limits set forth for an uncontrolled environment. This equipment should be installed and operated with minimum distance 20cm between the radiator and your body.

## ISED Statement

- English: This device complies with Industry Canada license-exempt RSS standard(s). Operation is subject to the following two conditions: (1) This device may not cause interference, and (2) This device must accept any interference, including interference that may cause undesired operation of the device.

The digital apparatus complies with Canadian CAN ICES-3 (B)/NMB-3(B).

- French: Le présent appareil est conforme aux CNR d'Industrie Canada applicables aux appareils radio exempts de licence. L'exploitation est autorisée aux deux conditions suivantes: (1) l'appareil ne doit pas produire de brouillage, et (2) l'utilisateur de l'appareil doit accepter tout brouillage radioélectrique subi, même si le brouillage est susceptible d'en compromettre le fonctionnement. L'appareil numérique du CIEM conforme canadien peut - 3 (b) / nmb - 3 (b).

This device meets the exemption from the routine evaluation limits in section 2.5 of RSS 102 and compliance with RSS 102 RF exposure, users can obtain Canadian information on RF exposure and compliance.

cet appareil est conforme à l'exemption des limites d'évaluation courante dans la section 2.5 du cnr - 102 et conformité avec rss 102 de l'exposition aux rf, les utilisateurs peuvent obtenir des données canadiennes sur l'exposition aux champs rf et la conformité.

This equipment complies with Canada radiation exposure limits set forth for an uncontrolled environment.

This equipment should be installed and operated with minimum distance 20cm between the radiator & your body.

Cet équipement est conforme Canada limites d'exposition aux radiations dans un environnement non contrôlé.